


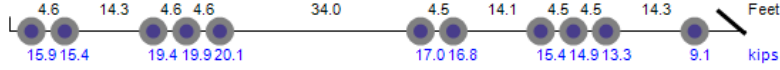









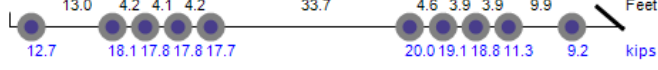







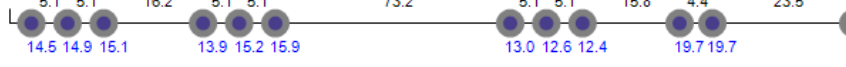
View Vehicles Report, WIM #033

Dates: 7/1/16 - 7/31/16

Classes: 4-13

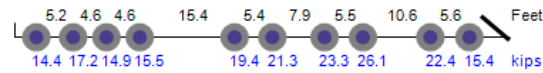
GVW Above: 150 kips; Steer Above: 5 kips; Speed Above: 25 mph

Minnesota Department of Transportation
Office of Transportation System Management
Generated by BullReporter

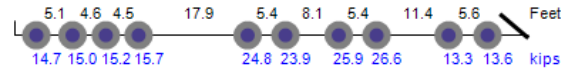
Thumbnail	Vehicle Data
	<p>Lane-1 [24807] Class-13 56mph 177.2kips ESAL=6.375 7/8/2016 08:37:02 <i>Overweight. Over GVW.</i></p>  <p>4.6 14.3 4.6 4.6 34.0 4.5 14.1 4.5 4.5 14.3 9.1 15.9 15.4 19.4 19.9 20.1 17.0 16.8 15.4 14.9 13.3 kips</p>
	<p>Lane-1 [35727] Class-13 52mph 193.5kips ESAL=6.163 7/10/2016 12:11:26</p>  <p>5.1 16.2 5.1 5.1 94.9 5.1 5.0 15.9 4.6 4.6 16.8 16.7 15.3 15.1 13.3 15.4 17.1 16.1 18.1 17.0 15.9 16.5 17.2 kips</p>
	<p>Lane-1 [35735] Class-13 50mph 211.9kips ESAL=9.001 7/10/2016 12:13:09</p>  <p>5.1 16.2 5.1 5.0 85.2 5.1 5.1 16.7 4.5 4.5 17.7 13.4 16.6 17.9 17.6 18.6 17.4 19.0 19.2 18.7 18.4 18.5 16.9 kips</p>
	<p>Lane-1 [7960] Class-13 59mph 159.8kips ESAL=9.832 7/12/2016 16:17:43 <i>Overweight. Over GVW.</i></p>  <p>5.0 4.7 4.6 34.8 4.5 4.6 12.9 16.1 18.5 18.1 19.8 19.3 22.8 22.8 22.4 kips</p>
	<p>Lane-2 [16844] Class-13 55mph 216.9kips ESAL=12.433 7/14/2016 09:36:04 <i>Overweight. Over GVW.</i></p>  <p>5.0 14.2 5.1 5.0 39.5 5.0 5.0 16.0 4.5 21.2 13.4 21.5 21.5 20.5 20.8 21.5 18.8 19.9 18.9 21.2 19.0 kip</p>
	<p>Lane-2 [23314] Class-13 52mph 162.4kips ESAL=3.741 7/15/2016 11:15:13</p>  <p>13.0 4.2 4.1 4.2 33.7 4.6 3.9 3.9 9.9 9.2 12.7 18.1 17.8 17.8 17.7 20.0 19.1 18.8 11.3 kips</p>
	<p>Lane-2 [24465] Class-13 57mph 165.8kips ESAL=5.848 7/15/2016 13:58:18 <i>Overweight. Over GVW.</i></p>  <p>4.6 14.4 4.6 4.6 34.2 4.6 13.4 4.6 17.0 12.8 13.8 13.6 17.2 16.3 16.6 18.1 17.9 20.2 19.3 kips</p>
	<p>Lane-1 [29488] Class-13 52mph 196.7kips ESAL=6.606 7/16/2016 12:40:33</p>  <p>5.1 16.3 5.1 5.1 94.6 5.1 5.0 15.8 4.6 4.6 16.8 17.3 15.2 15.0 14.5 15.5 16.7 15.7 18.1 18.1 15.9 17.2 17.5 kips</p>
	<p>Lane-1 [29664] Class-13 50mph 209.5kips ESAL=8.527 7/16/2016 13:19:10</p>  <p>5.1 16.2 5.1 5.1 85.2 5.1 5.1 16.8 4.5 4.5 17.7 14.7 16.4 17.2 16.8 18.2 17.2 16.9 19.6 18.2 19.3 18.6 16.4 kips</p>
	<p>Lane-1 [29723] Class-13 50mph 184.7kips ESAL=5.666 7/16/2016 13:29:19</p>  <p>5.1 5.1 16.2 5.1 5.1 73.2 5.1 5.1 15.8 4.4 23.5 14.5 14.9 15.1 13.9 15.2 15.9 13.0 12.6 12.4 19.7 19.7 kips</p>



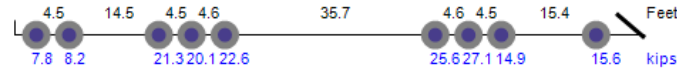
Lane-2 Class-13 52mph 189.7kips ESAL=11.220 7/18/2016 06:36:45 [36509]



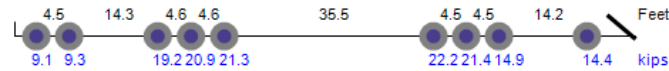
Lane-2 Class-13 47mph 188.6kips ESAL=12.186 7/18/2016 07:20:11 [36688]




Lane-2 Class-13 59mph 163.1kips ESAL=11.577 7/18/2016 08:38:30 [37180] Overweight. Over GVW.



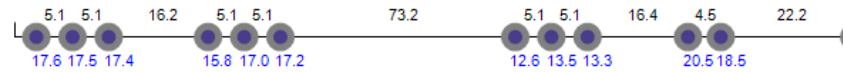
Lane-2 Class-13 57mph 152.7kips ESAL=8.013 7/20/2016 09:35:44 [48593] Overweight. Over GVW.



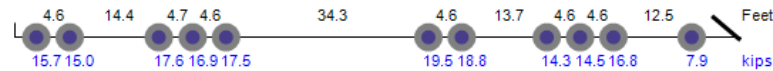
Lane-1 Class-13 52mph 181.1kips ESAL=5.045 7/20/2016 13:46:01 [50106]



Lane-1 Class-13 50mph 197.7kips ESAL=7.144 7/21/2016 13:39:13 [55513]



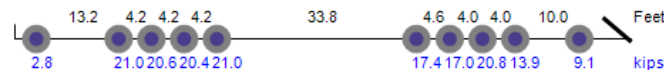
Lane-1 Class-13 48mph 174.5kips ESAL=5.746 7/21/2016 16:27:48 [56603] Overweight. Over GVW.



Lane-2 Class-13 59mph 164.2kips ESAL=5.752 7/22/2016 09:51:43 [59603] Overweight. Over GVW.



Lane-1 Class-13 49mph 163.9kips ESAL=4.952 7/25/2016 10:39:40 [9154] Overweight. Over GVW.



Lane-2 Class-13 58mph 171.8kips ESAL=6.972 7/29/2016 08:23:18 [31078] Overweight. Over GVW.

