
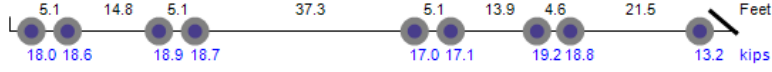

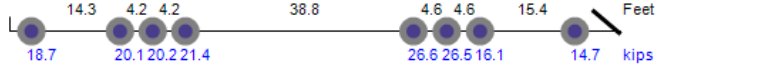

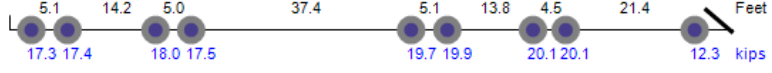



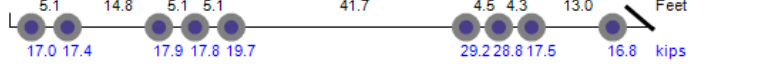







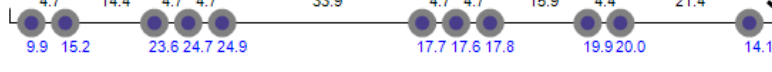

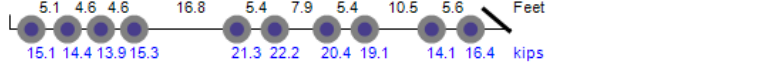


View Vehicles Report, WIM #042

Dates: 6/1/16 - 6/30/16
 Classes: 4-13
 GVW Above: 150 kips; Steer Above: 5 kips; Speed Above: 25 mph

Minnesota Department of Transportation
 Office of Transportation System Management
 Generated by BullReporter

Thumbnail	Vehicle Data
	<p>Lane-1 [33168] Class-13 39mph 159.5kips ESAL=6.195 6/1/2016 02:04:56 <i>Overweight. Over GVW.</i></p> 
	<p>Lane-1 [15757] Class-13 42mph 164.3kips ESAL=11.477 6/2/2016 10:12:11 <i>Overweight. Over GVW.</i></p> 
	<p>Lane-1 [48511] Class-13 40mph 162.1kips ESAL=6.788 6/3/2016 08:06:52 <i>Overweight. Over GVW.</i></p> 
	<p>Lane-1 [21414] Class-13 39mph 182.6kips ESAL=7.354 6/6/2016 08:49:59</p> 
	<p>Lane-1 [34699] Class-13 40mph 182.1kips ESAL=10.513 6/6/2016 15:55:05</p> 
Photo Not Available 	<p>Lane-4 [60928] Class-13 52mph 160.8kips ESAL=15.190 6/7/2016 11:42:47 <i>Overweight. Over GVW.</i></p> 
Photo Not Available 	<p>Lane-4 [53451] Class-13 53mph 152.3kips ESAL=4.254 6/8/2016 21:26:39 <i>Overweight. Over GVW.</i></p> 
	<p>Lane-1 [18155] Class-13 45mph 177.9kips ESAL=10.981 6/13/2016 12:45:13 <i>Overweight. Over GVW.</i></p> 
	<p>Lane-1 [7323] Class-13 35mph 205.3kips ESAL=12.498 6/15/2016 00:01:10 <i>Overweight. Over GVW.</i></p> 
Photo Not Available 	<p>Lane-4 [18977] Class-13 53mph 172.2kips ESAL=7.117 6/17/2016 05:05:55</p> 

Thumbnail

Vehicle Data

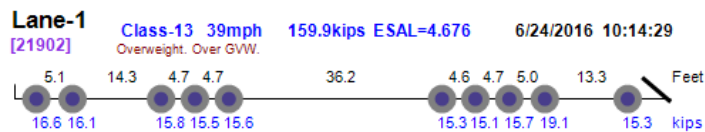

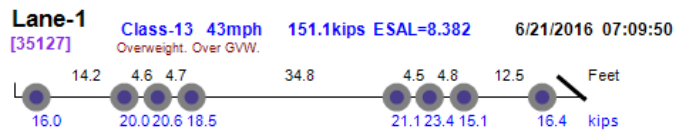


Photo Not Available

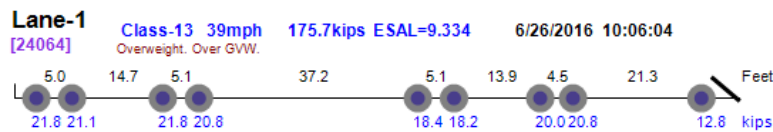
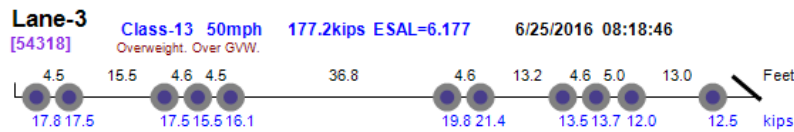


Photo Not Available

