


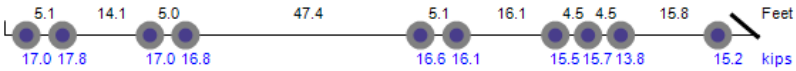





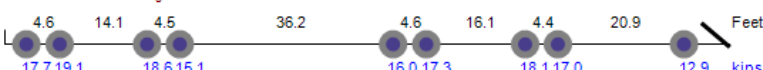





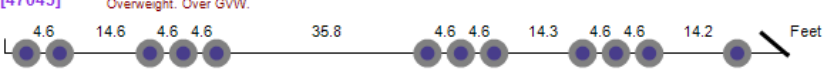

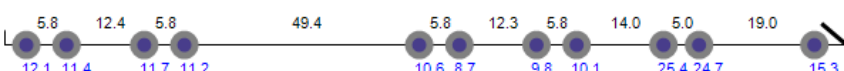

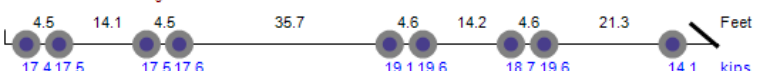


# View Vehicles Report, WIM #026

Dates: 4/1/16 - 4/30/16  
 Classes: 4-14  
 GVW Above: 150 kips; Steer Above: 5 kips; Speed Above: 25 mph

Minnesota Department of Transportation  
 Office of Transportation System Management  
 Generated by BullReporter

Thumbnail	Vehicle Data
	<p><b>Lane-4</b> [8453] <b>Class-13 64mph 190.8kips ESAL=6.183 4/2/2016 09:23:53</b></p>  <p>5.0 14.4 5.1 5.1 42.3 5.1 5.1 13.2 5.1 5.0 16.0 Feet              15.8 14.1 17.4 17.7 17.0 14.3 14.1 14.1 18.0 18.8 12.6 17.0 kip</p>
	<p><b>Lane-4</b> [25499] <b>Class-13 65mph 161.4kips ESAL=4.860 4/3/2016 06:35:04</b></p>  <p>5.1 14.1 5.0 47.4 5.1 16.1 4.5 4.5 15.8 Feet              17.0 17.8 17.0 16.8 16.6 16.1 15.5 15.7 13.8 15.2 kips</p>
	<p><b>Lane-1</b> [34640] <b>Class-13 64mph 170.9kips ESAL=4.249 4/3/2016 14:15:25</b></p>  <p>5.2 15.1 5.0 5.0 42.0 5.0 5.0 15.2 4.5 4.5 16.8 Feet              13.1 14.7 17.4 17.4 17.8 13.5 13.9 14.3 14.1 12.4 9.0 13.3 k</p>
	<p><b>Lane-1</b> [56882] <b>Class-13 74mph 152.8kips ESAL=5.017 4/4/2016 13:22:26</b>  <i>Overweight. Over GVW.</i></p>  <p>4.4 14.2 4.6 4.6 32.4 5.1 4.4 4.4 13.6 Feet              10.4 10.2 18.2 19.8 19.5 11.4 15.0 15.9 14.9 17.5 kips</p>
	<p><b>Lane-4</b> [58792] <b>Class-13 64mph 151.9kips ESAL=5.071 4/4/2016 14:53:22</b>  <i>Overweight. Over GVW.</i></p>  <p>4.6 14.1 4.5 36.2 4.6 16.1 4.4 20.9 Feet              17.7 19.1 18.6 15.1 16.0 17.3 18.1 17.0 12.9 kips</p>
	<p><b>Lane-4</b> [11627] <b>Class-13 66mph 168.6kips ESAL=8.572 4/5/2016 15:00:11</b>  <i>Overweight. Over GVW.</i></p>  <p>14.3 4.7 4.6 35.3 5.3 4.6 4.7 13.3 Feet              18.9 20.0 20.4 20.4 17.1 19.3 18.6 15.9 18.1 kips</p>
	<p><b>Lane-4</b> [12747] <b>Class-13 65mph 163.9kips ESAL=8.696 4/5/2016 15:51:33</b></p>  <p>4.5 4.5 14.3 4.5 4.4 39.0 4.6 4.5 15.6 Feet              13.5 11.6 13.5 15.4 15.2 10.2 26.4 27.6 15.3 15.2 kips</p>
	<p><b>Lane-3</b> [47045] <b>Class-13 66mph 154.9kips ESAL=2.793 4/7/2016 12:34:38</b>  <i>Overweight. Over GVW.</i></p>  <p>4.6 14.6 4.6 4.6 35.8 4.6 4.6 14.3 4.6 4.6 14.2 Feet              14.4 14.7 15.9 16.2 13.8 10.7 10.7 11.0 11.6 11.3 11.3 13.4 kips</p>
	<p><b>Lane-1</b> [47803] <b>Class-13 61mph 151.0kips ESAL=6.112 4/7/2016 13:11:21</b></p>  <p>5.8 12.4 5.8 49.4 5.8 12.3 5.8 14.0 5.0 19.0 Feet              12.1 11.4 11.7 11.2 10.6 8.7 9.8 10.1 25.4 24.7 15.3</p>
	<p><b>Lane-4</b> [51306] <b>Class-13 70mph 161.0kips ESAL=6.403 4/7/2016 15:42:37</b>  <i>Overweight. Over GVW.</i></p>  <p>4.5 14.1 4.5 35.7 4.6 14.2 4.6 21.3 Feet              17.4 17.5 17.5 17.6 19.1 19.6 18.7 19.6 14.1 kips</p>

Thumbnail

Vehicle Data

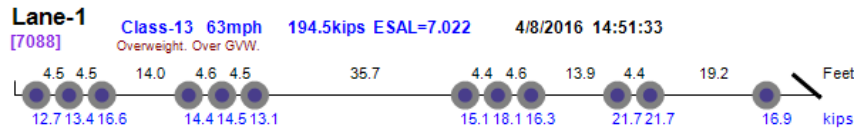


Photo Not Available

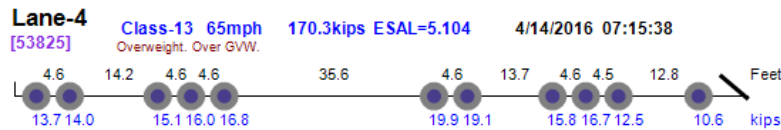
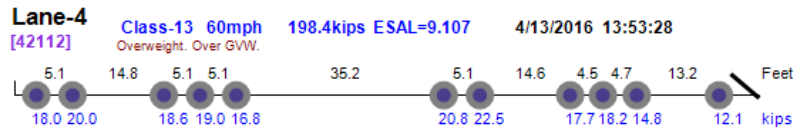
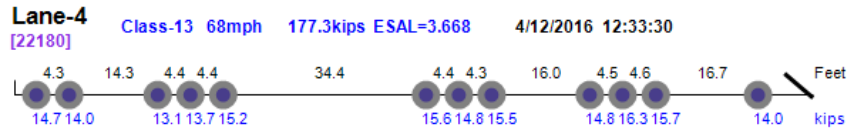
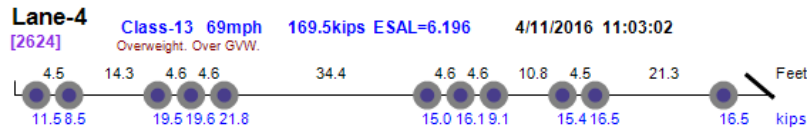
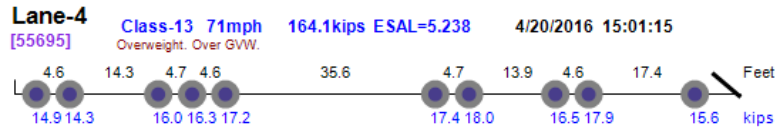
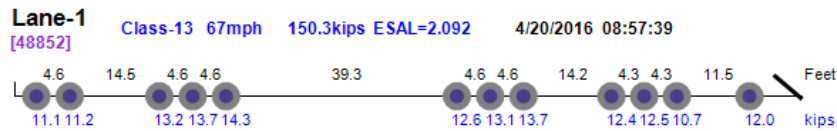
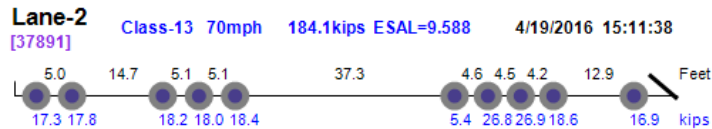
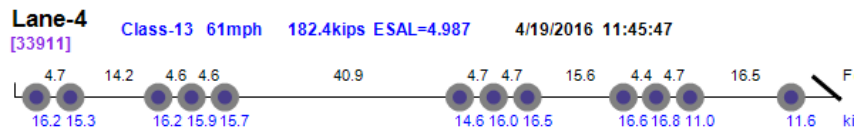
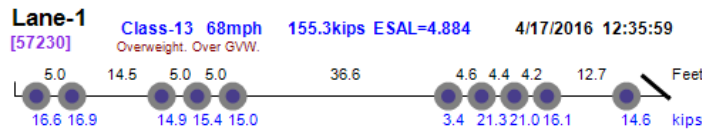
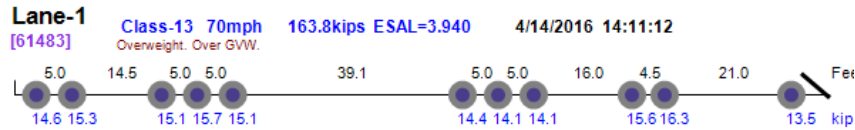


Photo Not Available



Thumbnail

Vehicle Data

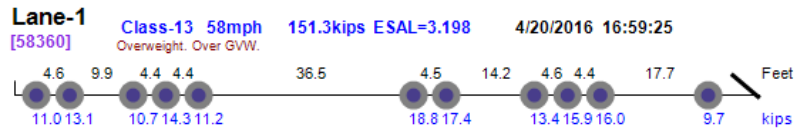


Photo Not Available

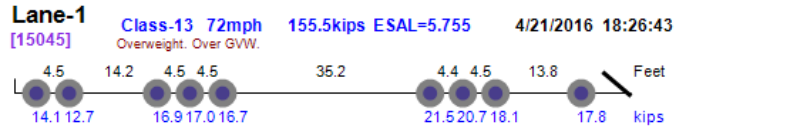


Photo Not Available

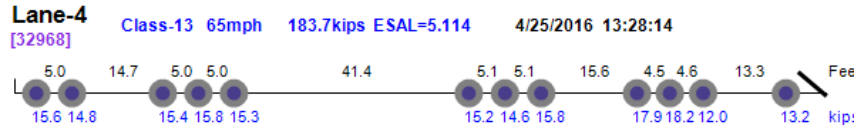


Photo Not Available

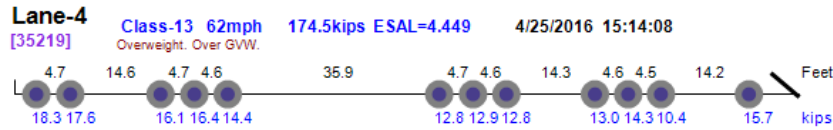


Photo Not Available

