
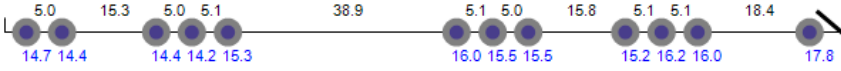





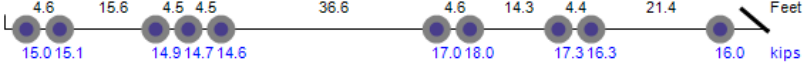




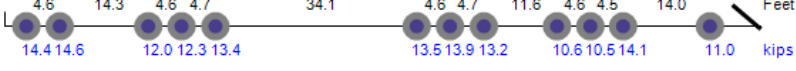


View Vehicles Report, WIM #037

Dates: 1/1/16 - 1/31/16
 Classes: 4-14
 GVW Above: 150 kips; Steer Above: 5 kips; Speed Above: 25 mph

Minnesota Department of Transportation
 Office of Transportation System Management
 Generated by BullReporter

Thumbnail	Vehicle Data
	<p>Lane-1 [44896] Class-13 58mph 185.2kips ESAL=5.317 1/9/2016 09:30:11</p>  <p>5.0 15.3 5.0 5.1 38.9 5.1 5.0 15.8 5.1 5.1 18.4</p> <p>14.7 14.4 14.4 14.2 15.3 16.0 15.5 15.5 15.2 16.2 16.0 17.8</p>
	<p>Lane-1 [31439] Class-13 64mph 167.9kips ESAL=5.767 1/11/2016 11:46:16</p>  <p>4.6 15.7 4.6 4.6 36.8 4.6 14.2 4.4 21.4 Feet</p> <p>14.9 15.6 16.6 16.7 15.8 17.9 18.6 18.4 17.2 16.4 kips</p>
	<p>Lane-2 [906] Class-13 66mph 153.8kips ESAL=9.446 1/18/2016 06:18:25 <i>Overweight. Over GVW.</i></p>  <p>14.6 4.5 4.5 35.3 4.5 4.5 14.2 Feet</p> <p>15.7 18.6 19.3 19.8 24.0 23.0 17.4 16.0 kips</p>
	<p>Lane-1 [31102] Class-13 63mph 158.8kips ESAL=4.610 1/19/2016 11:29:36</p>  <p>4.6 15.6 4.5 4.5 36.6 4.6 14.3 4.4 21.4 Feet</p> <p>15.0 15.1 14.9 14.7 14.6 17.0 18.0 17.3 16.3 16.0 kips</p>
	<p>Lane-1 [26899] Class-13 57mph 153.0kips ESAL=4.293 1/24/2016 09:53:56</p>  <p>4.5 13.8 4.5 39.4 4.2 14.3 5.1 5.1 14.8 Feet</p> <p>16.7 17.9 18.2 16.6 16.2 18.4 12.2 12.0 11.4 13.4 kips</p>
	<p>Lane-1 [32722] Class-13 55mph 168.7kips ESAL=4.564 1/24/2016 13:32:50</p>  <p>4.6 14.5 5.2 5.1 44.2 5.1 5.1 15.7 4.6 17.9 Feet</p> <p>15.8 17.1 14.3 14.6 15.2 14.5 13.9 14.4 17.6 18.6 12.7 kips</p>
	<p>Lane-1 [50358] Class-13 68mph 153.4kips ESAL=2.379 1/25/2016 09:37:59</p>  <p>4.6 14.3 4.6 4.7 34.1 4.6 4.7 11.6 4.6 4.5 14.0 Feet</p> <p>14.4 14.6 12.0 12.3 13.4 13.5 13.9 13.2 10.6 10.5 14.1 11.0 kips</p>