


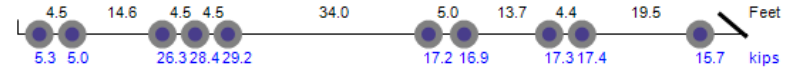

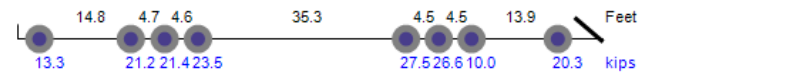




View Vehicles Report, WIM #033

Dates: 1/1/16 - 1/31/16
 Classes: 4-14
 GVW Above: 150 kips; Steer Above: 5 kips; Speed Above: 25 mph

Minnesota Department of Transportation
 Office of Transportation System Management
 Generated by BullReporter

Thumbnail	Vehicle Data
	<p>Lane-2 [22597] Class-13 58mph 177.0kips ESAL=7.363 1/7/2016 11:46:58 <i>Overweight. Over GVW.</i></p>  <p>Diagram labels: 5.1, 14.8, 5.1, 5.0, 36.8, 5.0, 15.9, 4.5, 18.2, 12.3 kips</p>
	<p>Lane-2 [55661] Class-13 60mph 178.6kips ESAL=15.360 1/14/2016 14:23:35</p>  <p>Diagram labels: 4.5, 14.6, 4.5, 4.5, 34.0, 5.0, 13.7, 4.4, 19.5, 15.7 kips</p>
	<p>Lane-1 [52482] Class-13 48mph 163.8kips ESAL=13.525 1/28/2016 09:58:50 <i>Overweight. Over GVW.</i></p>  <p>Diagram labels: 14.8, 4.7, 4.6, 35.3, 4.5, 4.5, 13.9, 20.3 kips</p>
	<p>Lane-2 [58138] Class-13 53mph 180.2kips ESAL=5.580 1/29/2016 12:27:29</p>  <p>Diagram labels: 4.5, 14.1, 4.5, 4.5, 44.9, 4.6, 13.4, 4.6, 4.3, 16.0, 10.7 kips</p>