




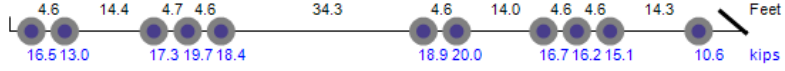







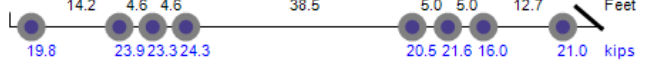








View Vehicles Report, WIM #026

Dates: 1/1/16 - 1/31/16

Classes: 4-14

GVW Above: 150 kips; Steer Above: 5 kips; Speed Above: 25 mph

Minnesota Department of Transportation
Office of Transportation System Management
Generated by BullReporter

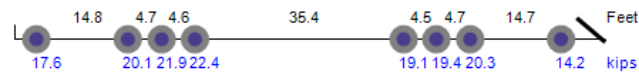
Thumbnail	Vehicle Data
	<p>Lane-3 [28569] Class-13 68mph 184.7kips ESAL=8.327 1/4/2016 14:18:53 <i>Overweight. Over GVW.</i></p> 
	<p>Lane-4 [36723] Class-13 60mph 182.4kips ESAL=6.685 1/5/2016 05:51:43 <i>Overweight. Over GVW.</i></p> 
	<p>Lane-4 [39610] Class-13 53mph 216.0kips ESAL=10.356 1/5/2016 09:39:03</p> 
	<p>Lane-4 [39623] Class-13 53mph 208.0kips ESAL=9.565 1/5/2016 09:39:35</p> 
Photo Not Available 	<p>Lane-4 [45305] Class-13 68mph 162.3kips ESAL=10.151 1/5/2016 15:23:16 <i>Overweight. Over GVW.</i></p> 
	<p>Lane-4 [58774] Class-13 65mph 170.2kips ESAL=13.551 1/6/2016 13:15:42 <i>Overweight. Over GVW.</i></p> 
	<p>Lane-4 [60738] Class-13 65mph 172.9kips ESAL=14.648 1/6/2016 15:06:12</p> 
Photo Not Available 	<p>Lane-1 [5723] Class-13 68mph 150.7kips ESAL=8.546 1/7/2016 10:23:59 <i>Overweight. Over GVW.</i></p> 
Photo Not Available 	<p>Lane-1 [26223] Class-13 71mph 161.1kips ESAL=5.344 1/8/2016 14:41:10 <i>Overweight. Over GVW.</i></p> 
	<p>Lane-4 [36313] Class-13 66mph 150.4kips ESAL=8.094 1/9/2016 08:38:10 <i>Overweight. Over GVW.</i></p> 

Thumbnail

Vehicle Data



Lane-4
 [36630] **Class-13 62mph** **155.2kips** **ESAL=9.234** **1/9/2016 09:01:24**
 Overweight. Over GVW.



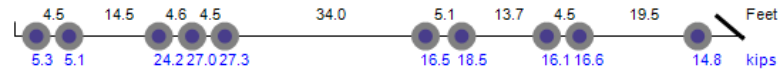
Lane-1
 [23603] **Class-13 62mph** **155.1kips** **ESAL=3.953** **1/12/2016 13:17:10**
 Overweight. Over GVW.



Lane-1
 [24397] **Class-13 68mph** **174.9kips** **ESAL=6.232** **1/12/2016 14:05:08**
 Overweight. Over GVW.



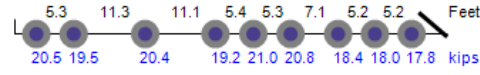
Lane-2
 [52039] **Class-13 77mph** **171.4kips** **ESAL=12.392** **1/14/2016 11:46:50**



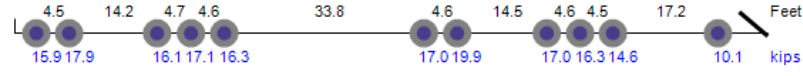
Lane-1
 [57497] **Class-13 63mph** **164.2kips** **ESAL=5.473** **1/18/2016 16:26:55**
 Overweight. Over GVW.



Lane-4
 [57529] **Class-13 50mph** **175.6kips** **ESAL=9.865** **1/18/2016 16:28:03**



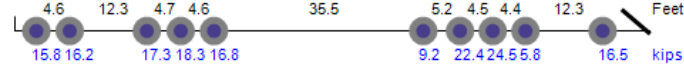
Lane-4
 [16404] **Class-13 73mph** **178.2kips** **ESAL=5.869** **1/20/2016 11:03:15**
 Overweight. Over GVW.




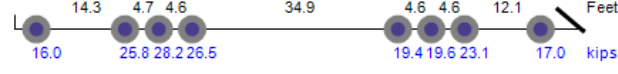
Lane-4
 [27280] **Class-13 68mph** **186.5kips** **ESAL=9.930** **1/21/2016 06:05:28**
 Overweight. Over GVW.



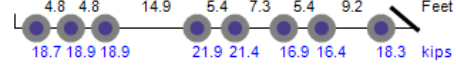
Lane-4
 [29326] **Class-13 68mph** **162.8kips** **ESAL=5.225** **1/21/2016 08:54:02**
 Overweight. Over GVW.



Lane-4
 [30335] **Class-13 52mph** **175.5kips** **ESAL=16.156** **1/25/2016 07:25:51**
 Overweight. Over GVW.



Lane-4
 [31341] **Class-13 48mph** **151.3kips** **ESAL=7.694** **1/25/2016 08:41:18**
 Overweight. Over GVW.



Thumbnail

Vehicle Data

