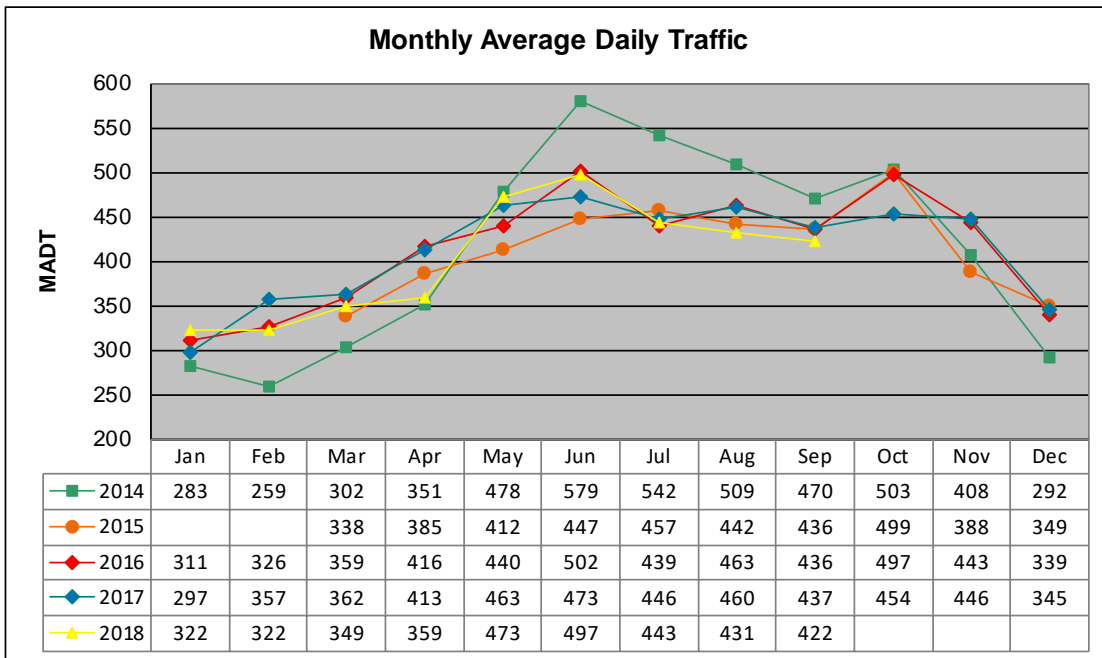


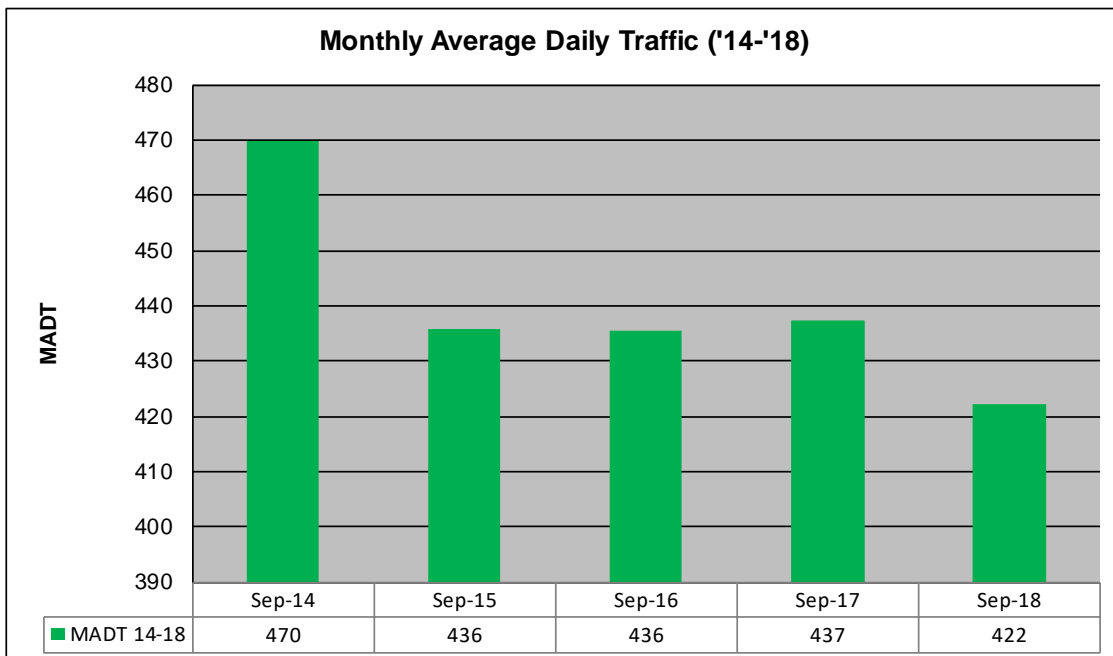
# MONTHLY REPORT, STATION NO. 46 (WIM)

## SEPTEMBER 2018

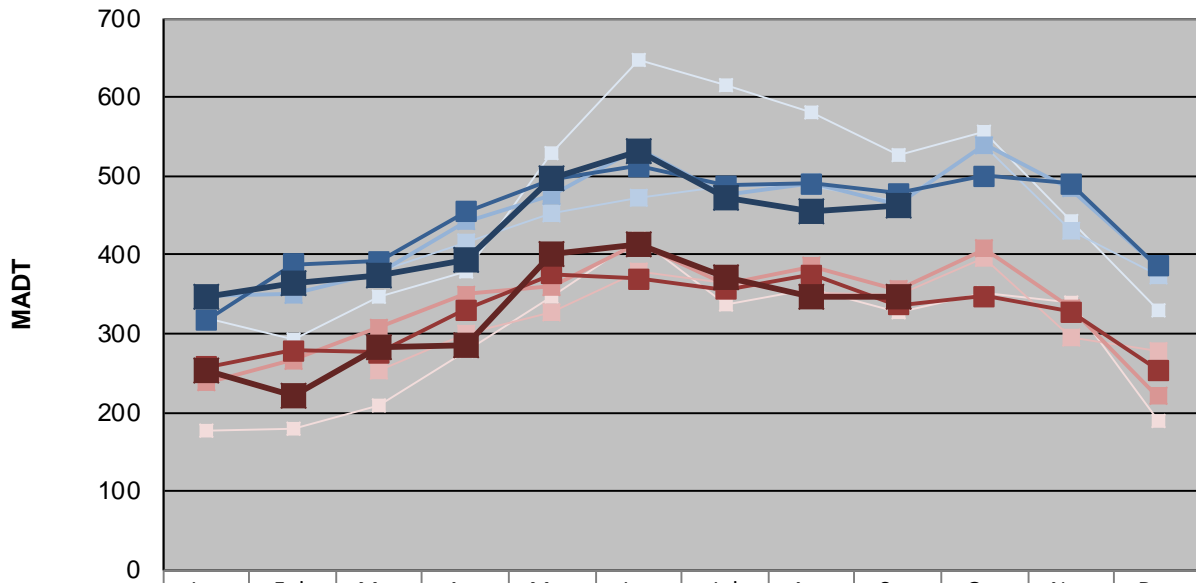
Station Measurement: VOLUME/SPEED/CLASS/WEIGHT		
Route: CSAH 1	Route Direction: N/S	Lanes: 2
County: Dodge	Closest City: West Concord	
Functional Class: Rural Major Collector		
Location: .5 MI S OF CSAH24, W OF WEST CONCORD		
Ref Post: 011+00.440	True Mile: 11.44	Sequence No. 9818
<b>Volume: 12,670</b>		<b>MADT: 422</b>
<b>Weekday (M-F) MADT: 462</b>		<b>Weekend (Sa-Su) MADT: 346</b>



Note: No data January/February 2015 due to site issues... Volume data reported as ATR 54 during 2014



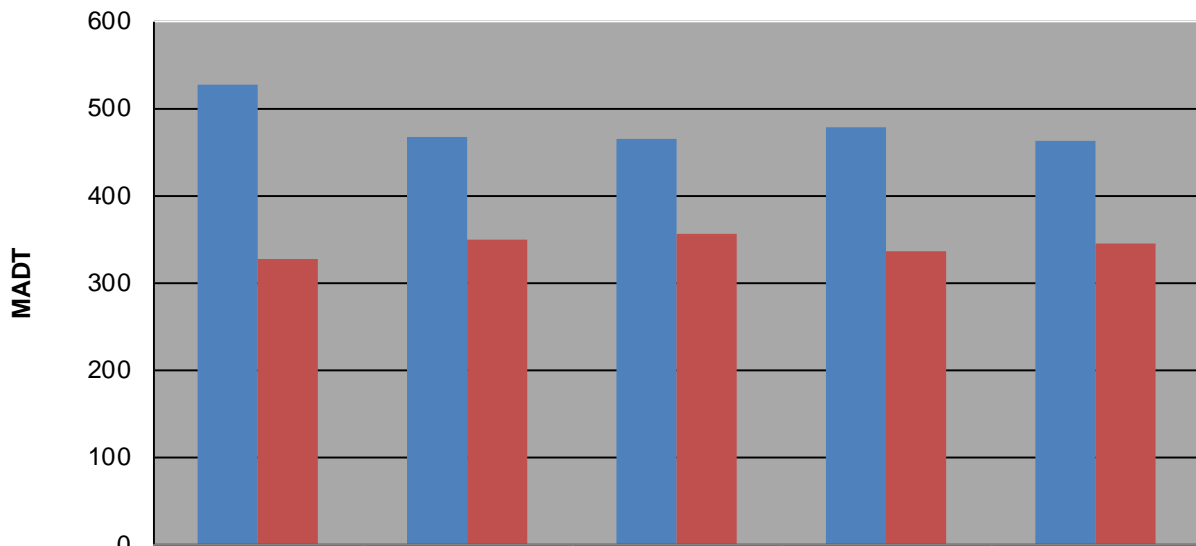
### Weekday (WD)/Weekend (WE) Monthly Average Daily Traffic



	Jan	Feb	Mar	Apr	May	Jun	Jul	Aug	Sep	Oct	Nov	Dec
'14 WD	320	292	348	378	528	648	614	580	526	556	442	330
'14 WE	178	180	210	278	348	420	336	356	328	352	340	190
'15 WD			378	416	452	472	488	486	468	540	430	374
'15 WE			252	300	328	378	364	352	350	396	294	278
'16 WD	348	350	378	442	476	534	476	492	464	540	484	386
'16 WE	238	266	308	350	360	414	362	386	356	408	332	220
'17 WD	316	388	392	454	496	512	488	490	478	500	490	386
'17 WE	258	278	276	330	376	370	356	374	336	348	328	254
'18 WD	348	364	374	394	496	532	472	456	462			
'18 WE	252	222	282	286	402	414	372	348	346			

Note: 'Weekday' defined as Monday-Friday, 'Weekend' defined as Saturday-Sunday

### Weekday/Weekend Monthly Average Daily Traffic ('14-'18)



	Sep-14	Sep-15	Sep-16	Sep-17	Sep-18
Weekday	526	468	464	478	462
Weekend	328	350	356	336	346