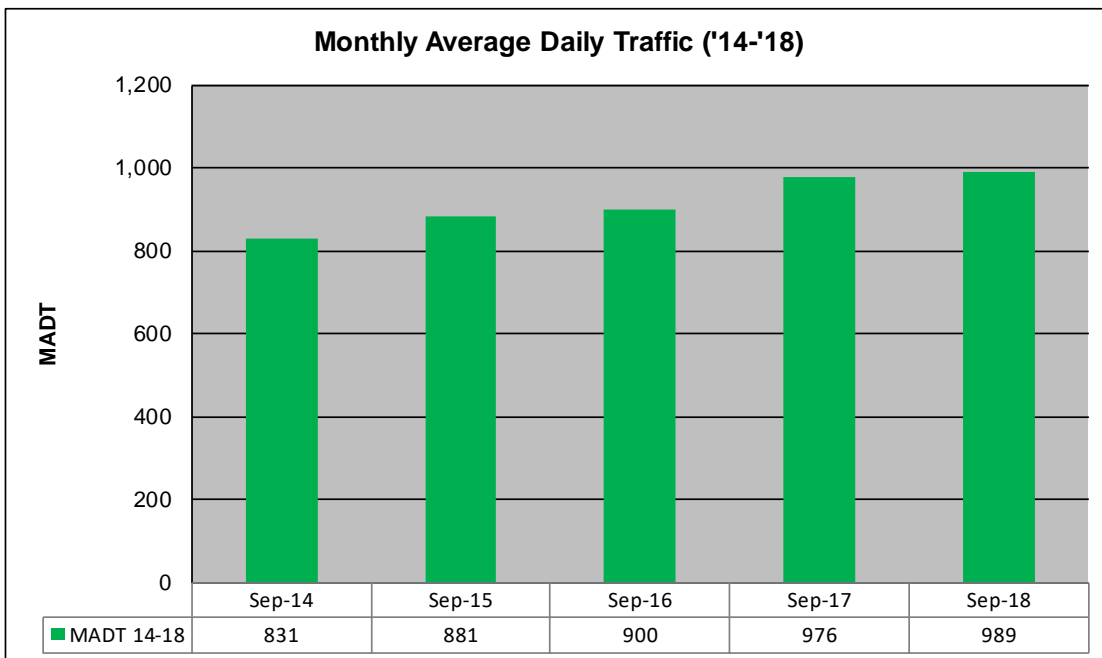
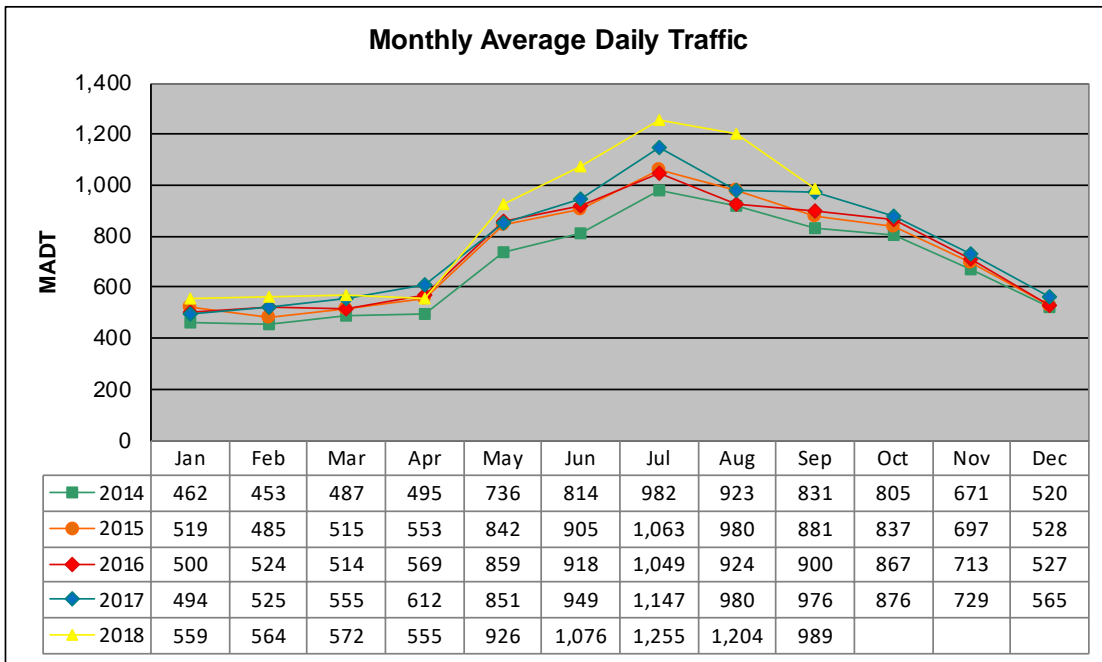


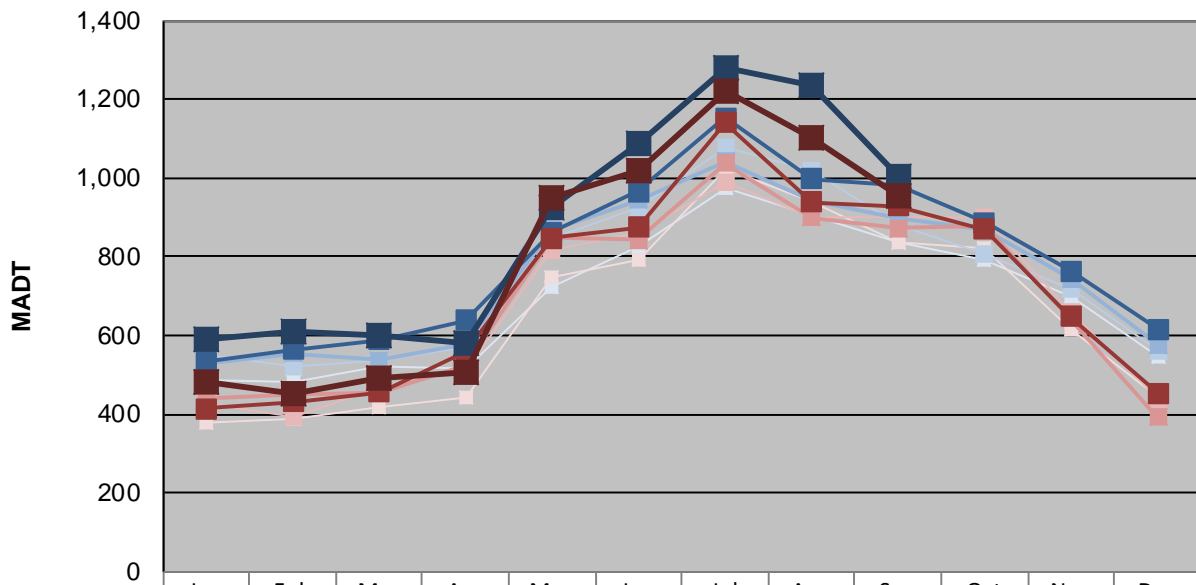
MONTHLY REPORT, STATION NO. 228 (ATR)

SEPTEMBER 2018

Station Measurement: VOLUME/SPEED/CLASS		
Route: CSAH 7	Route Direction: N/S	Lanes: 2
County: Itasca	Closest City: Hibbing	
Functional Class: Rural Major Collector		
Location: N OF CR339, W OF HIBBING		
Ref Post: 018+00.891	True Mile: 18.891	Sequence No. 30654
Volume: 29,669		MADT: 989
Weekday (M-F) MADT: 984		Weekend (Sa-Su) MADT: 928



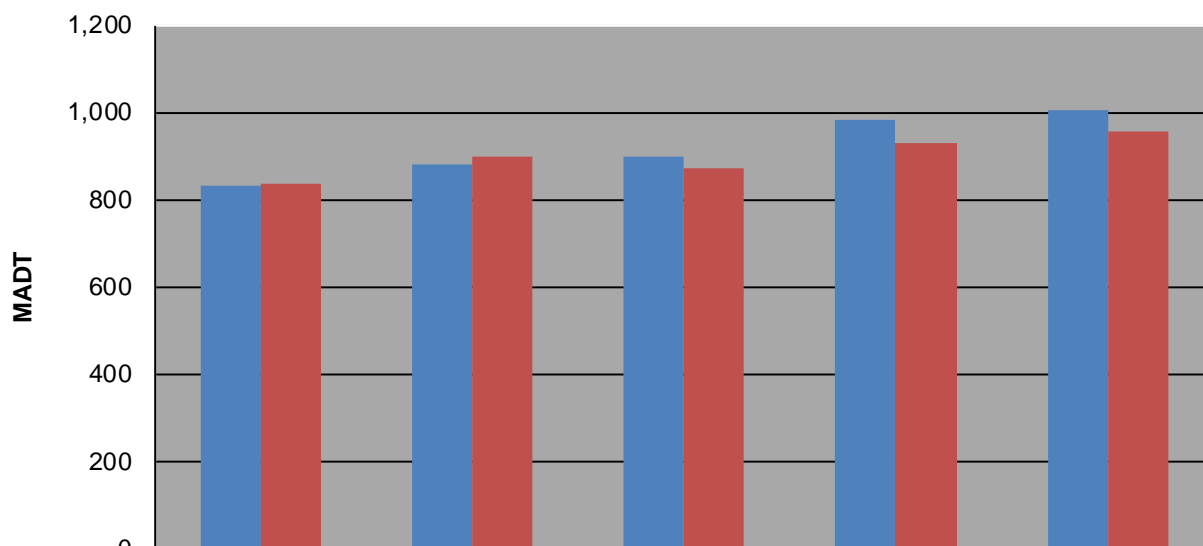
Weekday (WD)/Weekend (WE) Monthly Average Daily Traffic



	Jan	Feb	Mar	Apr	May	Jun	Jul	Aug	Sep	Oct	Nov	Dec
'14 WD	486	480	522	514	724	828	972	904	834	794	698	548
'14 WE	378	388	420	444	748	794	1,024	942	836	820	616	444
'15 WD	552	522	538	568	846	924	1,080	1,018	882	806	716	560
'15 WE	430	394	468	512	816	860	988	900	900	898	658	438
'16 WD	528	554	536	580	870	944	1,042	940	900	868	744	576
'16 WE	440	448	456	526	850	842	1,038	900	872	876	642	392
'17 WD	532	564	588	638	862	966	1,152	998	984	888	764	616
'17 WE	414	432	456	560	848	874	1,140	938	928	870	648	454
'18 WD	588	610	598	582	926	1,090	1,280	1,236	1,006			
'18 WE	480	452	494	504	952	1,018	1,220	1,100	956			

Note: 'Weekday' defined as Monday-Friday, 'Weekend' defined as Saturday-Sunday

Weekday/Weekend Monthly Average Daily Traffic ('14-'18)



	Sep-14	Sep-15	Sep-16	Sep-17	Sep-18
Weekday	834	882	900	984	1,006
Weekend	836	900	872	928	956