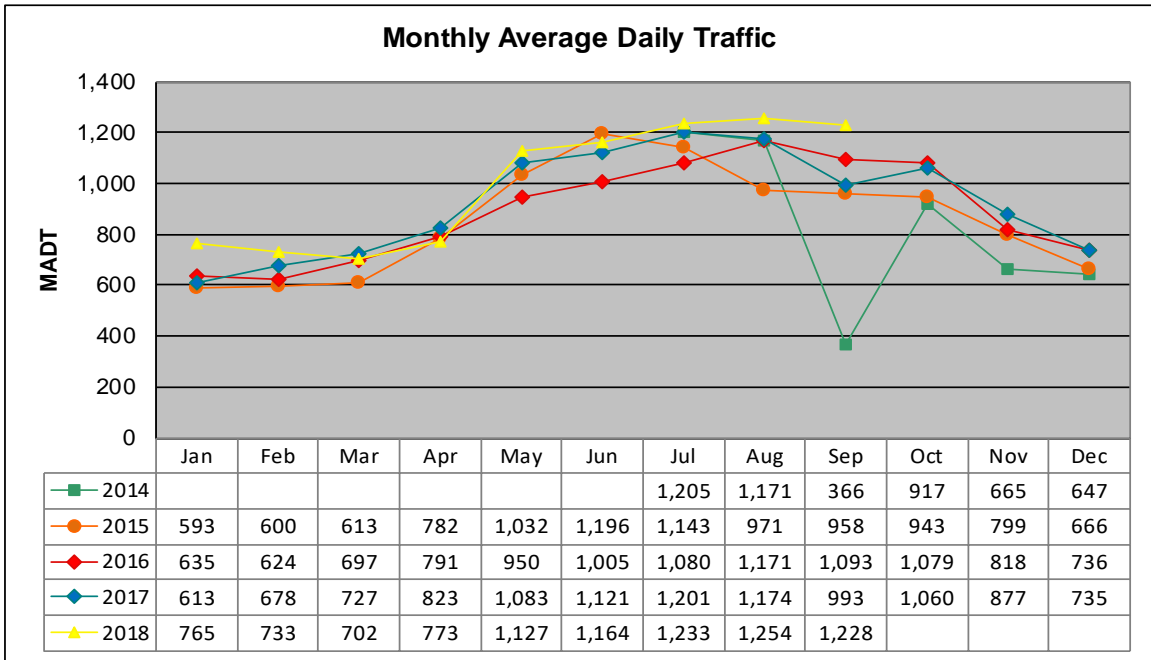


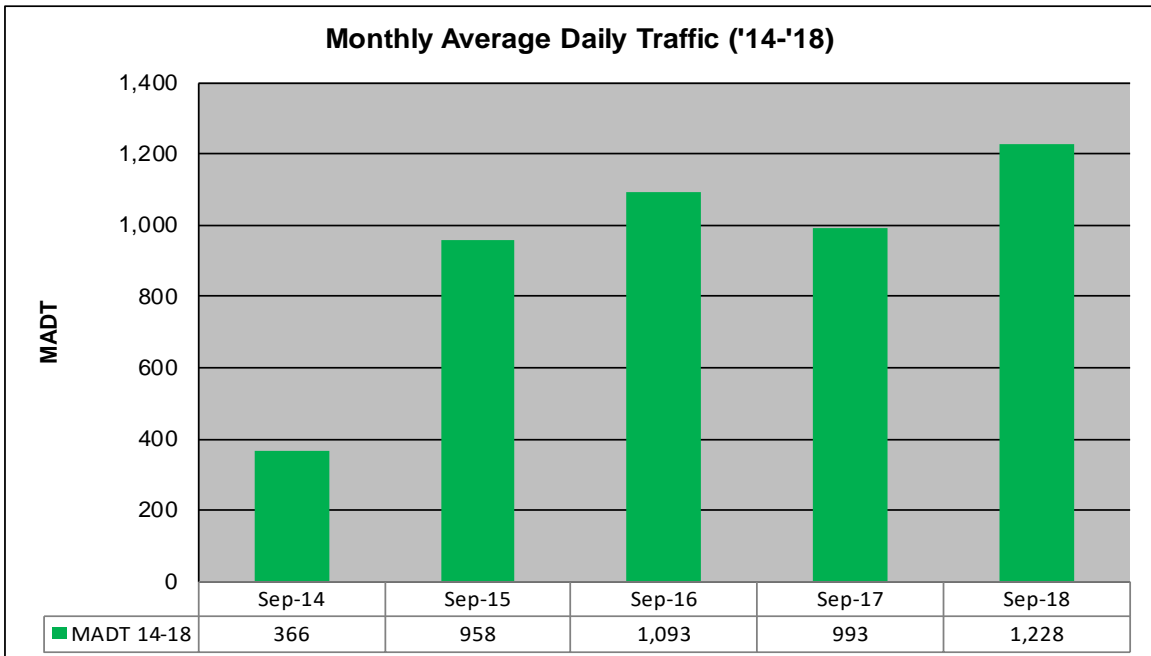
MONTHLY REPORT, STATION NO. 218 (ATR)

SEPTEMBER 2018

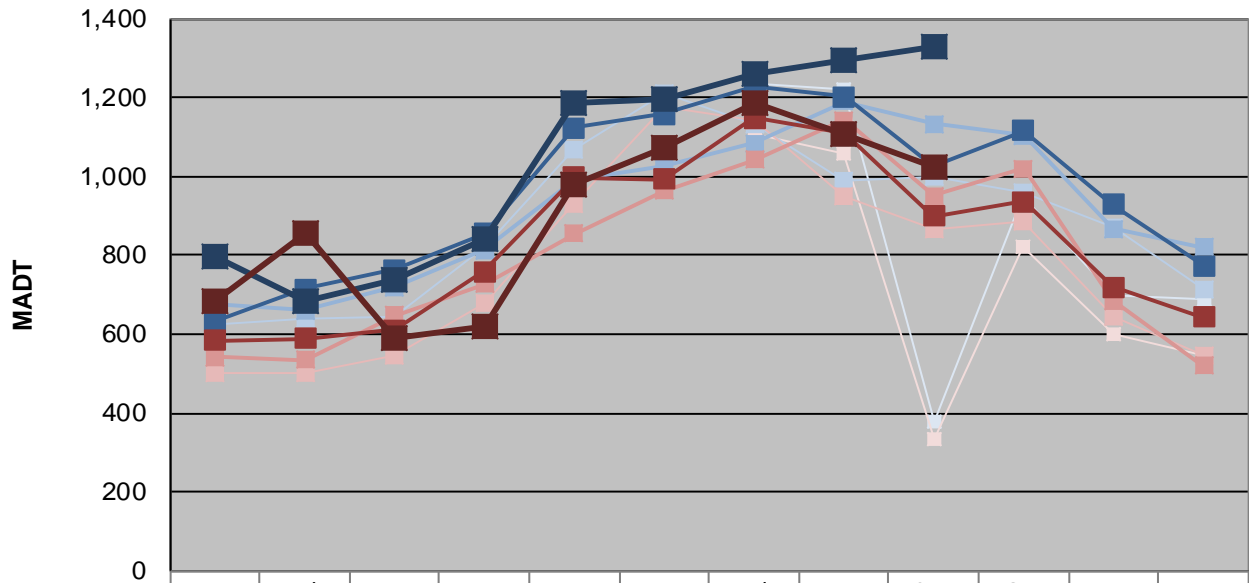
Station Measurement: VOLUME/SPEED/CLASS		
Route: TH 29	Route Direction: N/S	Lanes: 2
County: Chippewa	Closest City: Montevideo	
Functional Class: Rural Minor Arterial		
Location: S OF 120TH ST SE, NE OF MONTEVIDEO		
Ref Post: 021+00.260	True Mile: 21.098	Sequence No. 6743
Volume: 36,833		MADT: 1,228
Weekday (M-F) MADT: 1330		Weekend (Sa-Su) MADT: 1024



Note: Decrease in traffic September 2014 due to construction on TH 29... Increase in traffic June 2015 and September 2018 due to detours



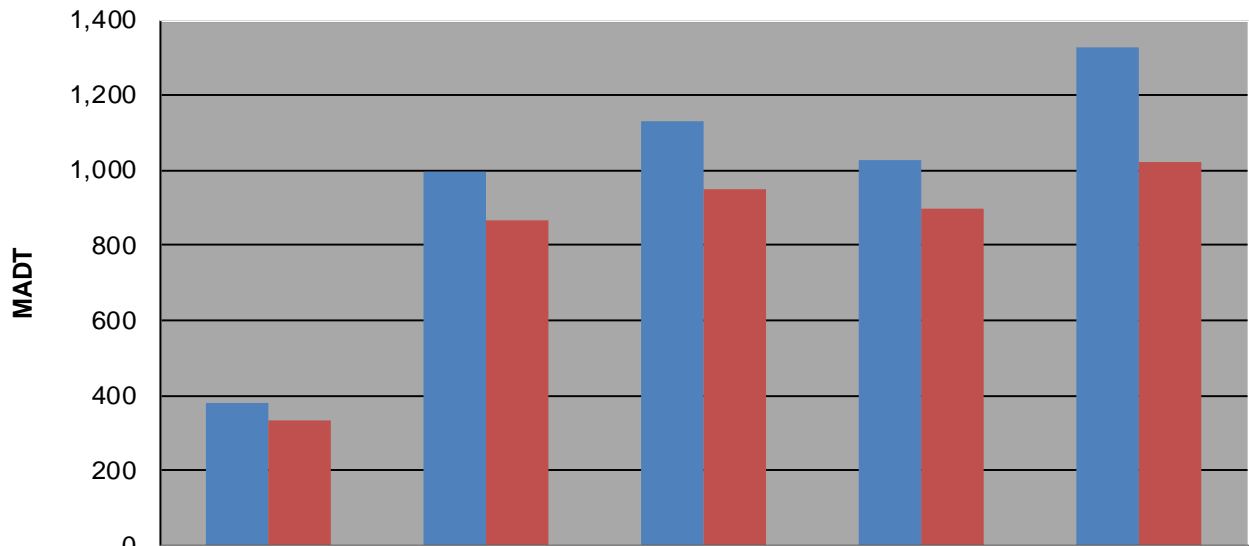
Weekday (WD)/Weekend (WE) Monthly Average Daily Traffic



	Jan	Feb	Mar	Apr	May	Jun	Jul	Aug	Sep	Oct	Nov	Dec
'14 WD							1,236	1,222	380	948	698	688
'14 WE							1,108	1,056	332	822	598	546
'15 WD	626	640	646	820	1068	1212	1132	988	998	960	870	714
'15 WE	502	500	548	680	930	1,176	1,142	948	868	886	644	546
'16 WD	678	660	720	812	994	1024	1084	1190	1132	1104	868	820
'16 WE	542	534	648	726	854	962	1,042	1,144	952	1,020	686	520
'17 WD	634	714	764	854	1124	1158	1230	1202	1026	1116	928	774
'17 WE	584	590	612	758	998	992	1,148	1,110	900	936	720	642
'18 WD	798	684	738	842	1184	1196	1258	1296	1330			
'18 WE	686	854	588	620	980	1,072	1,186	1,106	1,024			

Note: 'Weekday' defined as Monday-Friday, 'Weekend' defined as Saturday-Sunday

Weekday/Weekend Monthly Average Daily Traffic ('14-'18)



	Sep-14	Sep-15	Sep-16	Sep-17	Sep-18
Weekday	380	998	1132	1026	1330
Weekend	332	868	952	900	1024