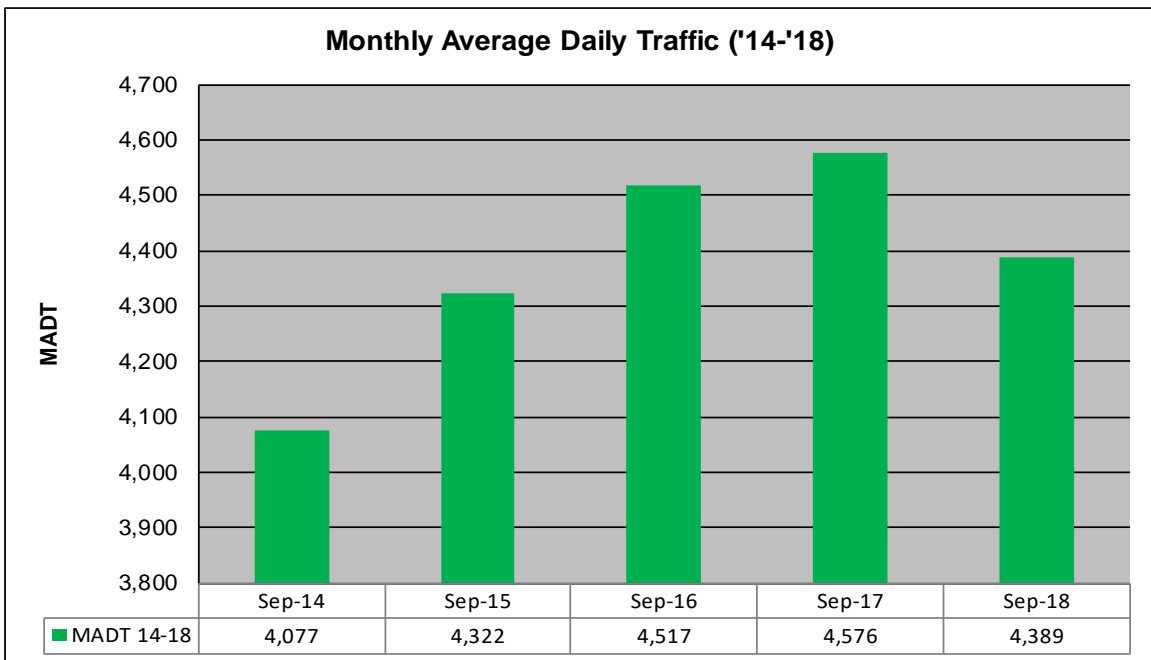
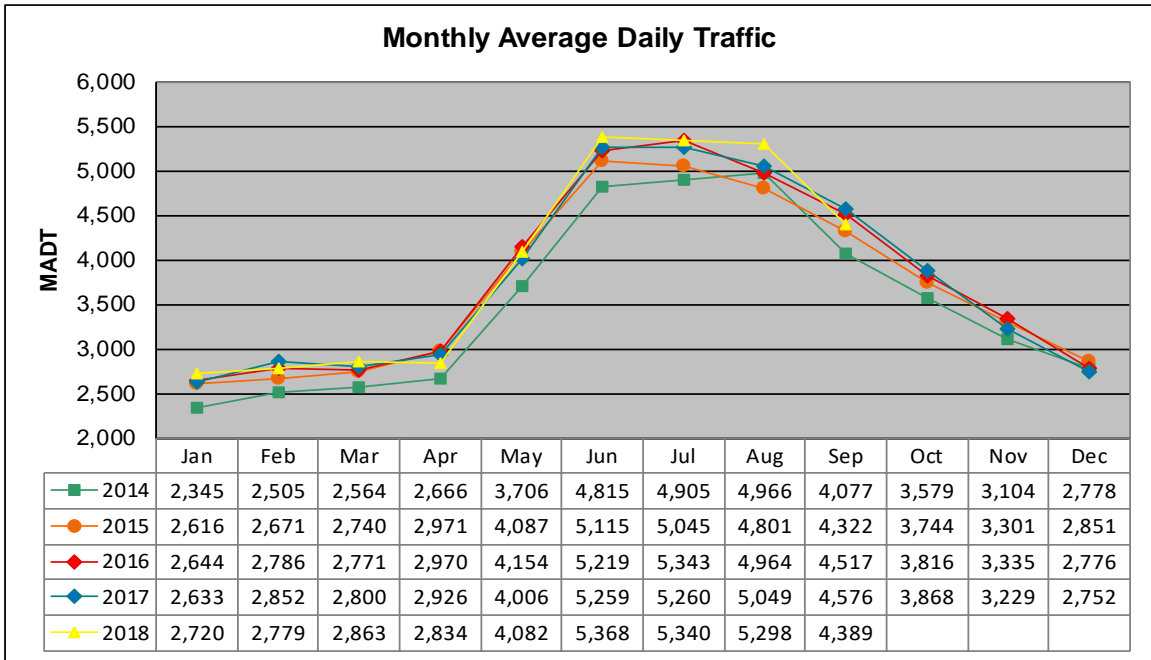


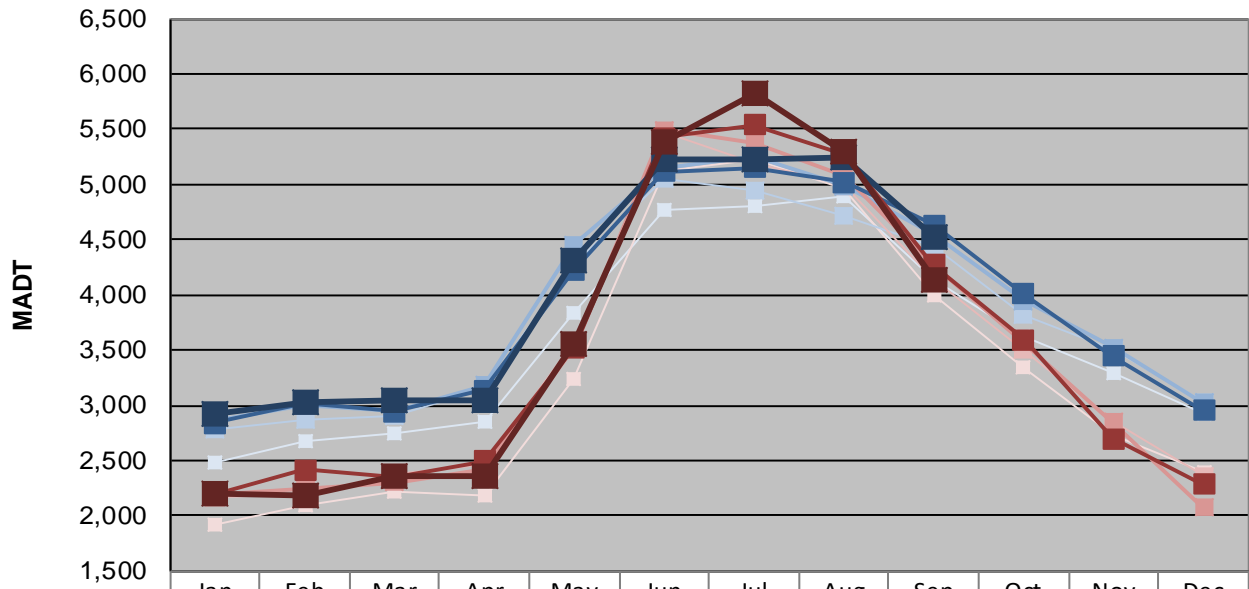
MONTHLY REPORT, STATION NO. 211 (ATR)

SEPTEMBER 2018

Station Measurement: VOLUME/SPEED/CLASS		
Route: TH 53	Route Direction: N/S	Lanes: 4
County: St Louis	Closest City: Virginia	
Functional Class: Rural Principal Arterial - Other		
Location: 1 MI NW OF CSAH65 (BISS RD), NW OF VIRGINIA		
Ref Post: 079+00.690	True Mile: 79.965	Sequence No. 6760
Volume: 131,672		MADT: 4,389
Weekday (M-F) MADT: 4,514		Weekend (Sa-Su) MADT: 4,138



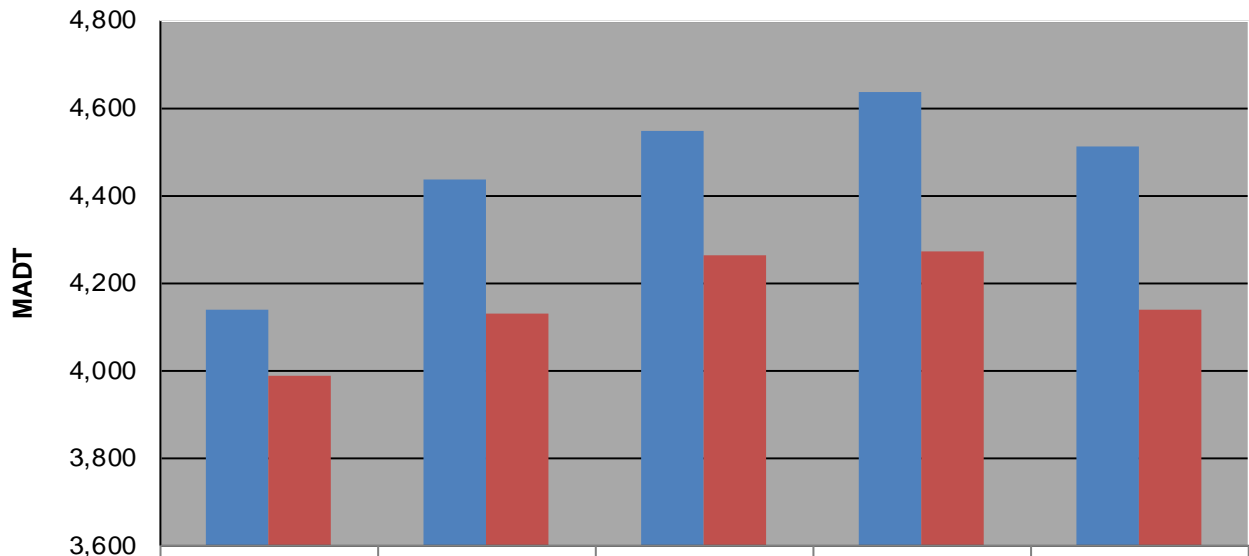
Weekday (WD)/Weekend (WE) Monthly Average Daily Traffic



	Jan	Feb	Mar	Apr	May	Jun	Jul	Aug	Sep	Oct	Nov	Dec
'14 WD	2,480	2,672	2,738	2,856	3,840	4,762	4,812	4,892	4,138	3,632	3,290	2,918
'14 WE	1,912	2,092	2,216	2,178	3,246	5,116	5,228	4,970	3,988	3,352	2,736	2,390
'15 WD	2,784	2,862	2,904	3,158	4,278	5,048	4,946	4,724	4,438	3,824	3,496	3,026
'15 WE	2,168	2,196	2,372	2,462	3,572	5,480	5,184	5,002	4,132	3,502	2,852	2,354
'16 WD	2,854	3,002	2,948	3,180	4,452	5,138	5,252	4,982	4,548	3,950	3,526	3,024
'16 WE	2,192	2,244	2,298	2,416	3,534	5,496	5,378	5,082	4,264	3,568	2,850	2,072
'17 WD	2,842	3,026	2,946	3,140	4,230	5,112	5,150	5,016	4,636	4,008	3,442	2,954
'17 WE	2,184	2,416	2,350	2,498	3,526	5,426	5,540	5,264	4,274	3,594	2,694	2,288
'18 WD	2,918	3,022	3,052	3,052	4,304	5,234	5,218	5,244	4,514			
'18 WE	2,202	2,174	2,354	2,362	3,554	5,384	5,832	5,292	4,138			

Note: 'Weekday' defined as Monday-Friday, 'Weekend' defined as Saturday-Sunday

Weekday/Weekend Monthly Average Daily Traffic ('14-'18)



	Sep-14	Sep-15	Sep-16	Sep-17	Sep-18
Weekday	4,138	4,438	4,548	4,636	4,514
Weekend	3,988	4,132	4,264	4,274	4,138