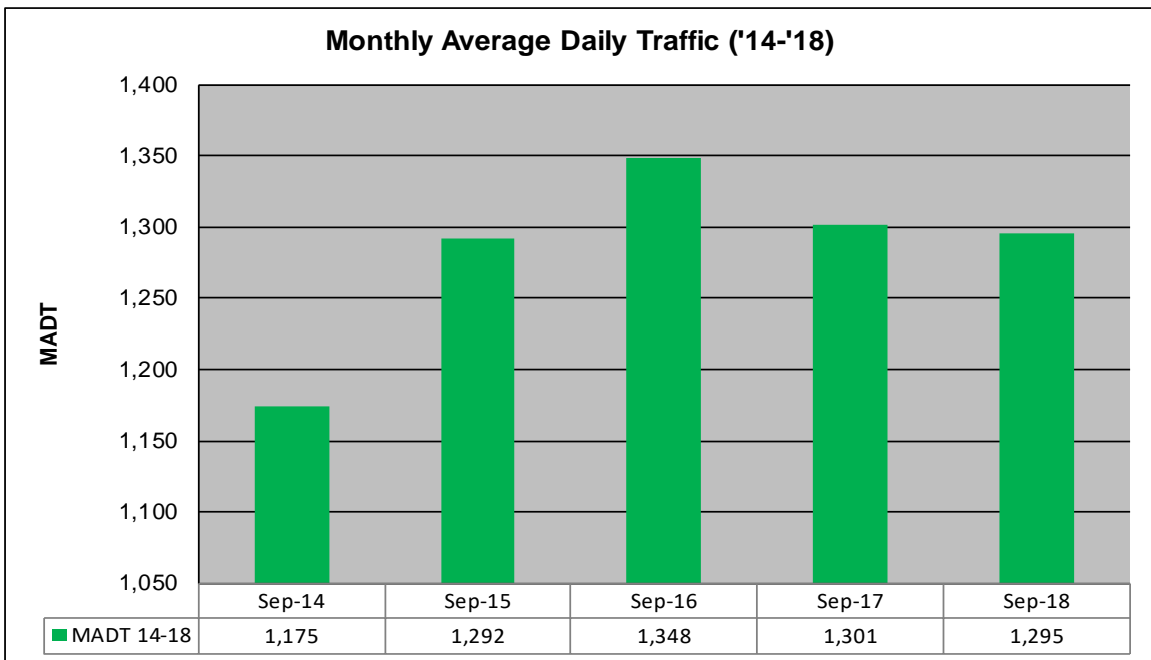
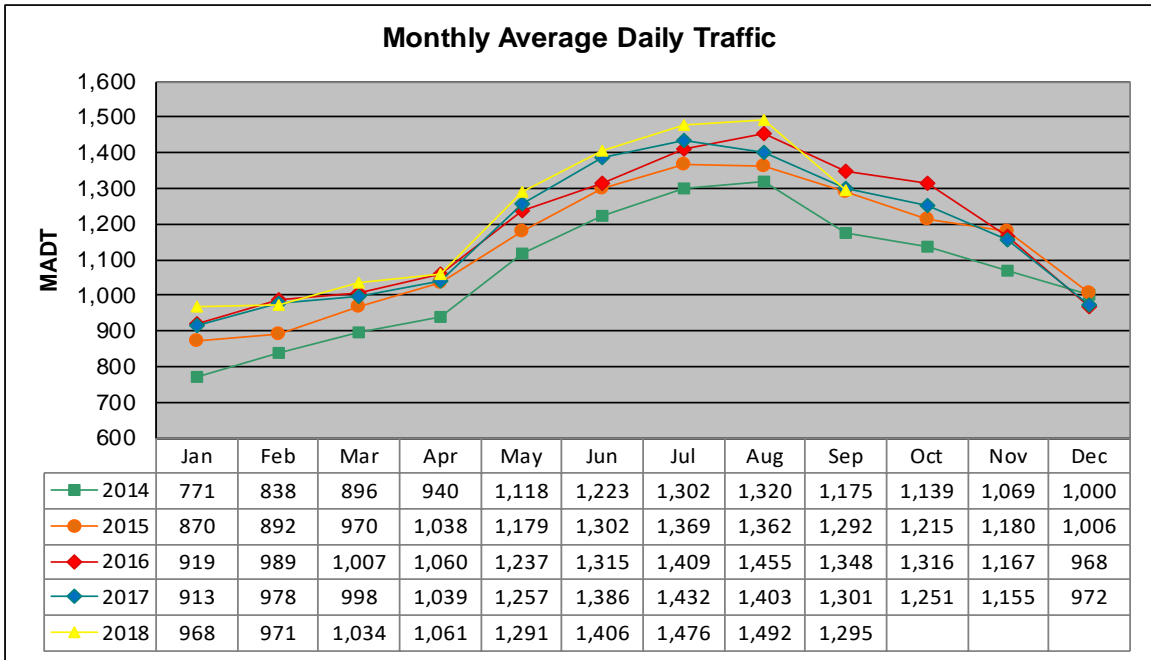


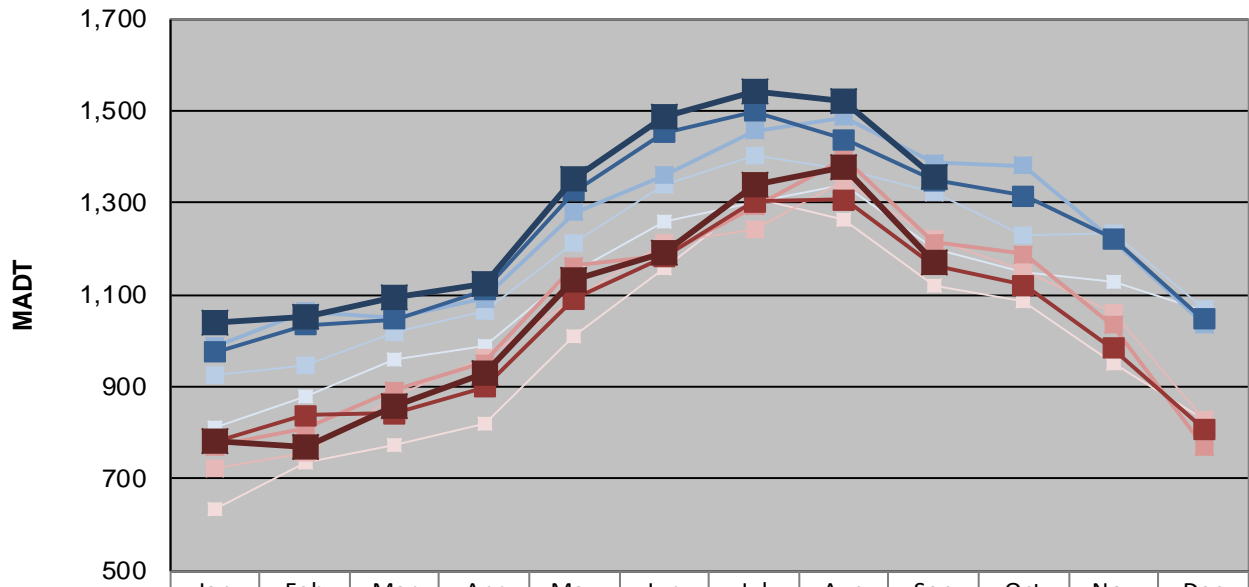
# MONTHLY REPORT, STATION NO. 210 (ATR)

## SEPTEMBER 2018

Station Measurement: VOLUME/SPEED/CLASS		
Route: TH 71	Route Direction: N/S	Lanes: 2
County: Beltrami		Closest City: Blackduck
Functional Class: Rural Principal Arterial - Other		
Location: E OF TH72, NE OF BLACKDUCK		
Ref Post: 338+00.130	True Mile: 339.955	Sequence No. 6726
<b>Volume: 38,854</b>		<b>MADT: 1,295</b>
<b>Weekday (M-F) MADT: 1,356</b>		<b>Weekend (Sa-Su) MADT: 1,172</b>



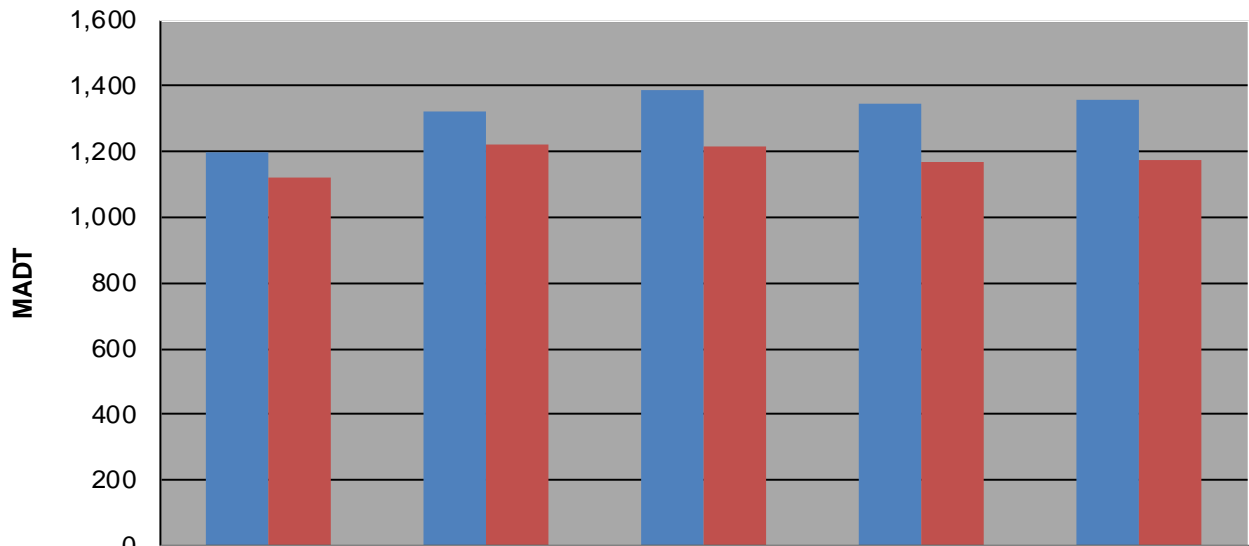
### Weekday (WD)/Weekend (WE) Monthly Average Daily Traffic



	Jan	Feb	Mar	Apr	May	Jun	Jul	Aug	Sep	Oct	Nov	Dec
'14 WD	812	878	960	988	1,150	1,260	1,302	1,338	1,200	1,150	1,128	1,064
'14 WE	634	736	772	818	1,008	1,156	1,310	1,262	1,120	1,084	952	828
'15 WD	924	946	1,018	1,066	1,212	1,340	1,404	1,374	1,324	1,230	1,234	1,068
'15 WE	722	756	878	964	1,090	1,214	1,242	1,346	1,222	1,152	1,062	830
'16 WD	988	1,064	1,050	1,092	1,280	1,360	1,456	1,486	1,386	1,380	1,220	1,036
'16 WE	770	808	892	952	1,164	1,186	1,292	1,396	1,214	1,188	1,034	770
'17 WD	976	1,034	1,048	1,110	1,326	1,452	1,498	1,438	1,348	1,316	1,222	1,046
'17 WE	780	838	842	900	1,092	1,182	1,302	1,306	1,166	1,120	984	808
'18 WD	1,038	1,052	1,094	1,124	1,350	1,488	1,542	1,522	1,356			
'18 WE	784	768	856	928	1,134	1,192	1,338	1,378	1,172			

Note: 'Weekday' defined as Monday-Friday, 'Weekend' defined as Saturday-Sunday

### Weekday/Weekend Monthly Average Daily Traffic ('14-'18)



	Sep-14	Sep-15	Sep-16	Sep-17	Sep-18
Weekday	1,200	1,324	1,386	1,348	1,356
Weekend	1,120	1,222	1,214	1,166	1,172