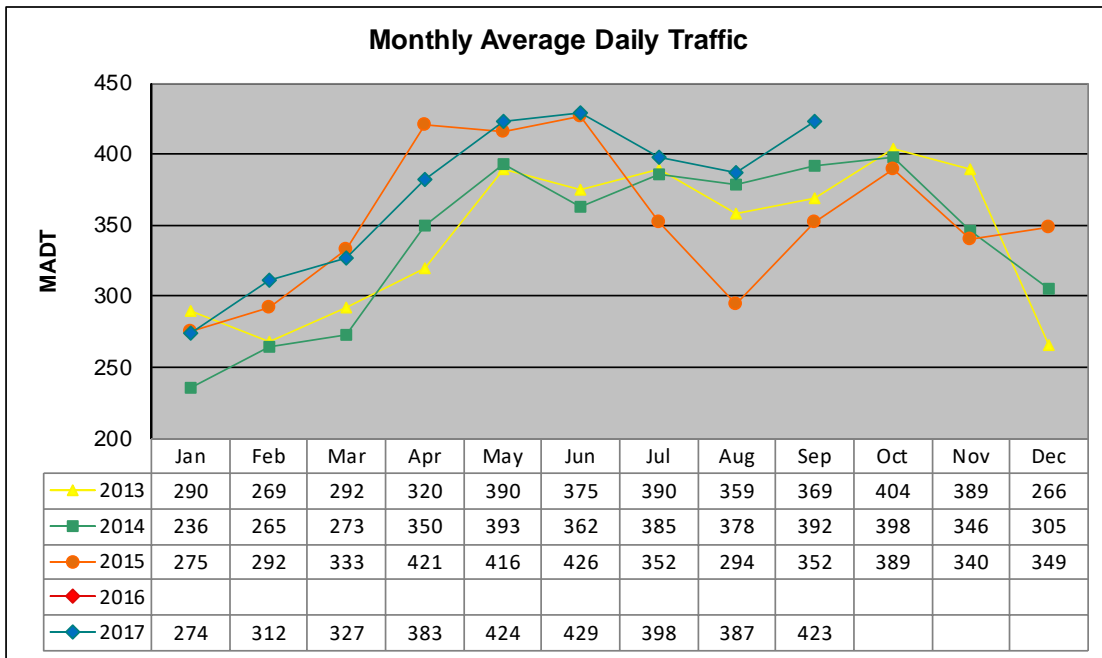


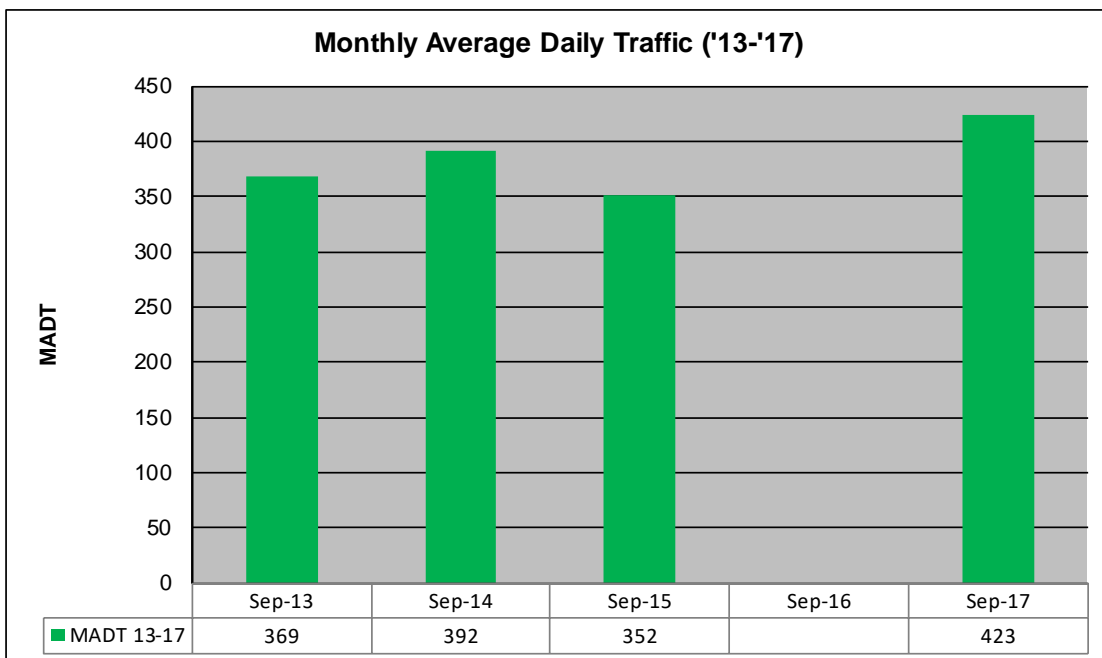
# MONTHLY REPORT, STATION NO. 48 (WIM)

## SEPTEMBER 2017

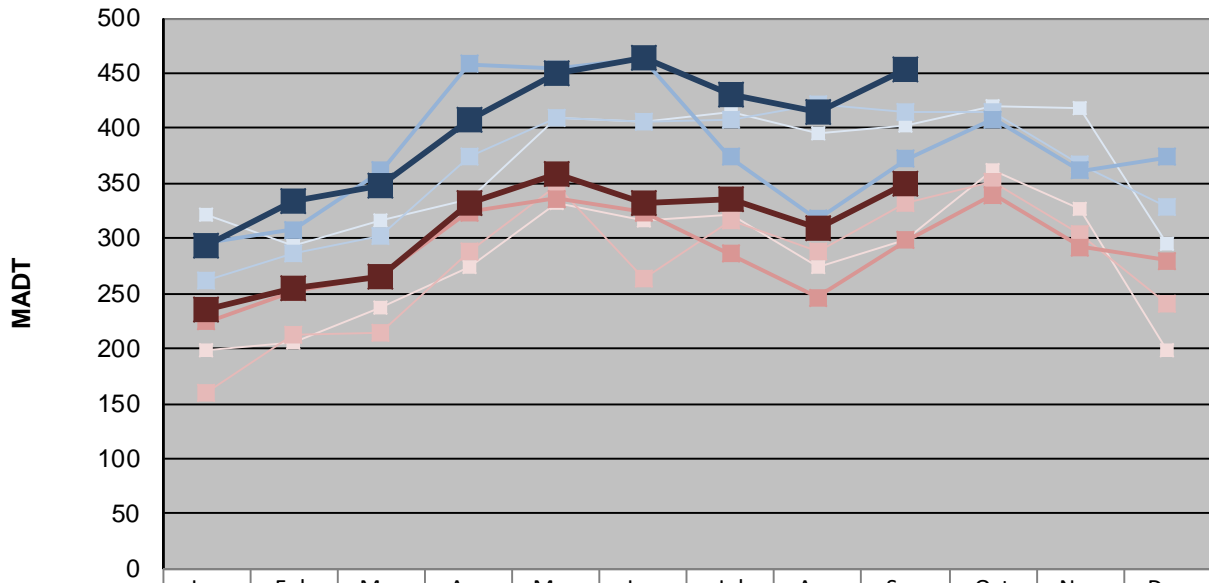
Station Measurement: VOLUME/SPEED/CLASS/WEIGHT		
Route: CSAH 5	Route Direction: N/S	Lanes: 2
County: Cottonwood	Closest City: Storden	
Functional Class: Rural Major Collector		
Location: .4 MI N OF CR53, N OF STORDEN		
Ref Post: 015+00.500	True Mile: 15.5	Sequence No. 9820
<b>Volume: 12,700</b>		<b>MADT: 423</b>
<b>Weekday (M-F) MADT: 350</b>		<b>Weekend (Sa-Su) MADT: 454</b>



Note: Decrease in traffic August 2015 due to construction on CSAH 5... Volume data reported as ATR 56 from 2013-2015



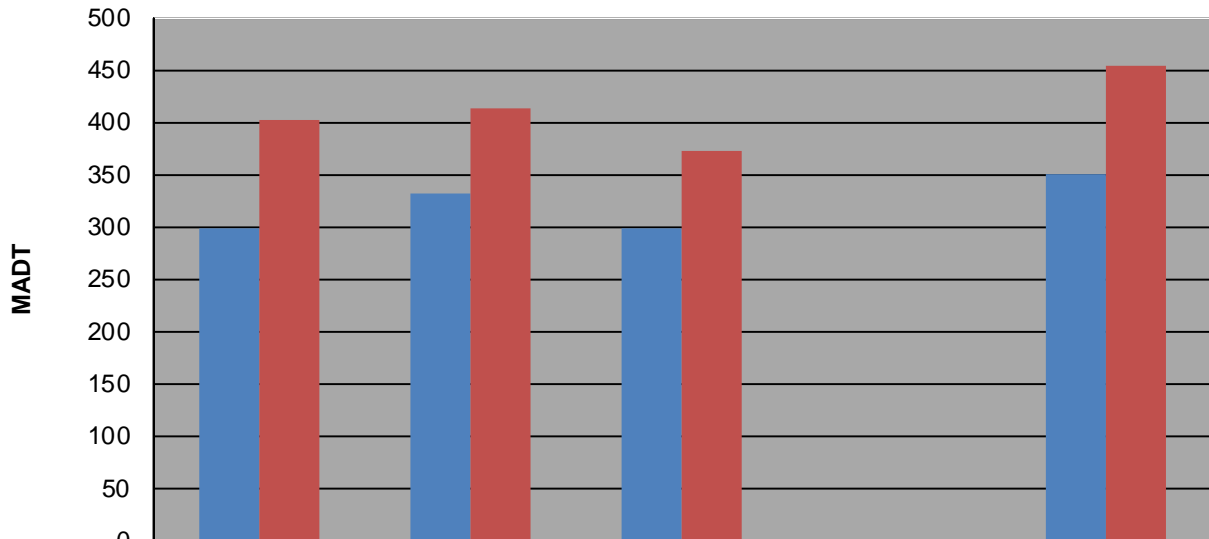
### Weekday (WD)/Weekend (WE) Monthly Average Daily Traffic



	Jan	Feb	Mar	Apr	May	Jun	Jul	Aug	Sep	Oct	Nov	Dec
'13 WD	322	294	316	336	410	406	414	396	402	420	418	296
'13 WE	198	206	238	274	332	316	322	274	298	362	326	198
'14 WD	262	286	302	374	410	406	408	422	414	414	368	328
'14 WE	160	212	214	288	348	264	316	288	332	352	304	240
'15 WD	296	308	362	458	454	464	374	318	372	408	362	374
'15 WE	224	252	266	324	336	324	286	246	298	340	292	280
'16 WD												
'16 WE												
'17 WD	294	334	348	408	450	464	430	414	454			
'17 WE	236	254	266	332	358	332	336	310	350			

Note: 'Weekday' defined as Monday-Friday, 'Weekend' defined as Saturday-Sunday

### Weekday/Weekend Monthly Average Daily Traffic ('13-'17)



	Sep-13	Sep-14	Sep-15	Sep-16	Sep-17
Weekday	298	332	298		350
Weekend	402	414	372		454