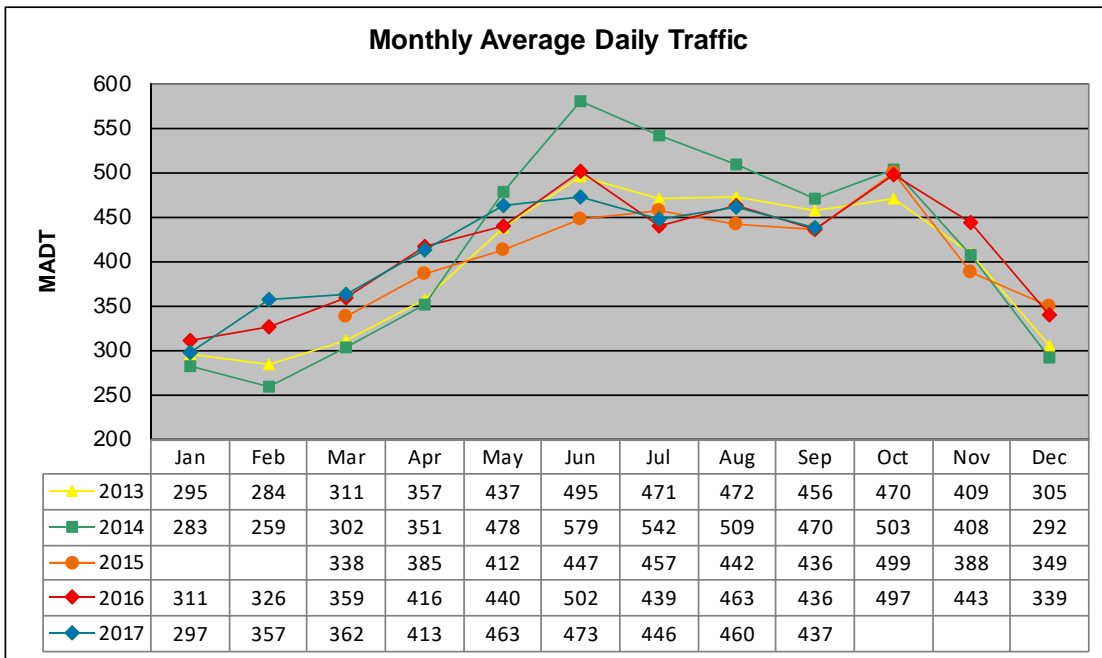


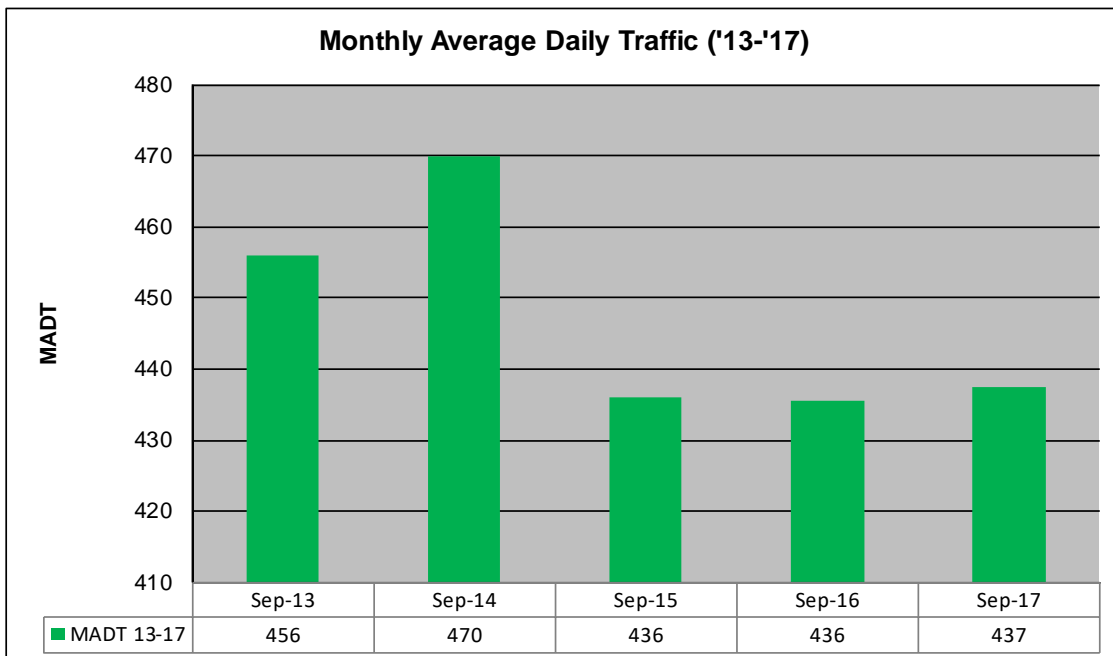
MONTHLY REPORT, STATION NO. 46 (WIM)

SEPTEMBER 2017

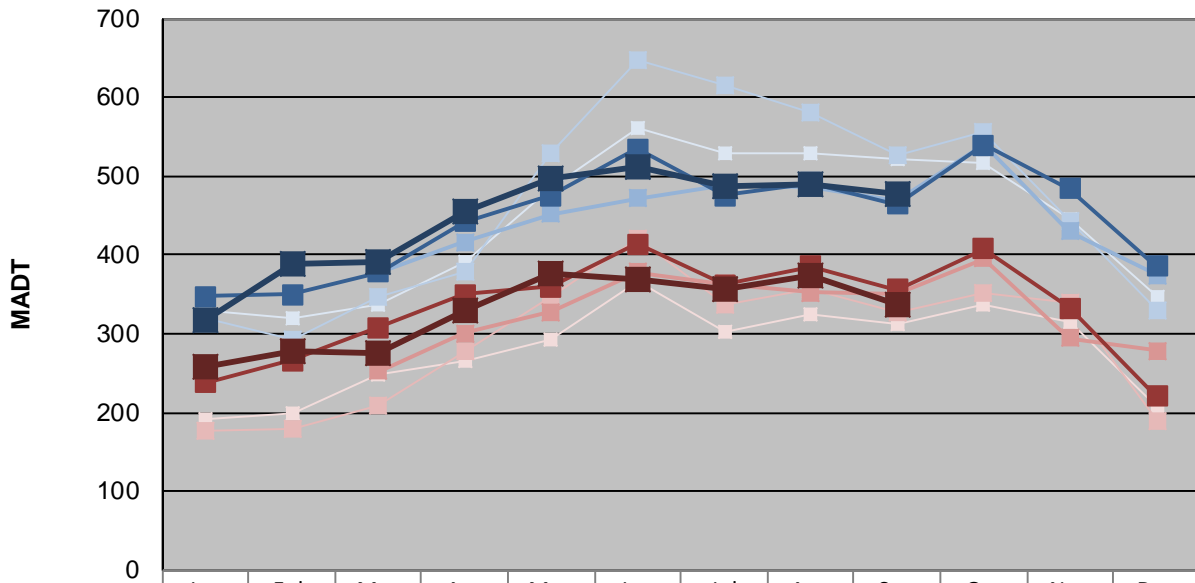
Station Measurement: VOLUME/SPEED/CLASS/WEIGHT		
Route: CSAH 1	Route Direction: N/S	Lanes: 2
County: Dodge	Closest City: West Concord	
Functional Class: Rural Major Collector		
Location: .5 MI S OF CSAH24, W OF WEST CONCORD		
Ref Post: 011+00.440	True Mile: 11.44	Sequence No. 9818
Volume: 13,123		MADT: 437
Weekday (M-F) MADT: 336		Weekend (Sa-Su) MADT: 478



Note: No data January/February 2015 due to site issues... Volume data reported as ATR 54 from 2013-2014



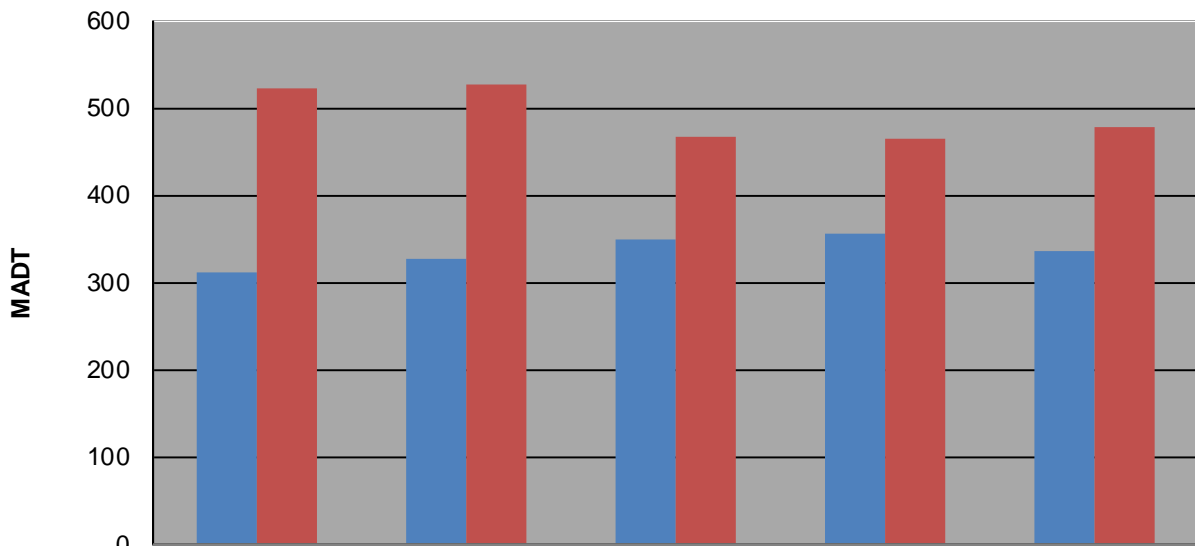
Weekday (WD)/Weekend (WE) Monthly Average Daily Traffic



	Jan	Feb	Mar	Apr	May	Jun	Jul	Aug	Sep	Oct	Nov	Dec
'13 WD	330	320	338	392	484	560	528	530	522	516	446	348
'13 WE	192	198	248	266	292	366	302	324	312	338	314	206
'14 WD	320	292	348	378	528	648	614	580	526	556	442	330
'14 WE	178	180	210	278	348	420	336	356	328	352	340	190
'15 WD			378	416	452	472	488	486	468	540	430	374
'15 WE			252	300	328	378	364	352	350	396	294	278
'16 WD	348	350	378	442	476	534	476	492	464	540	484	386
'16 WE	238	266	308	350	360	414	362	386	356	408	332	220
'17 WD	316	388	392	454	496	512	488	490	478			
'17 WE	258	278	276	330	376	370	356	374	336			

Note: 'Weekday' defined as Monday-Friday, 'Weekend' defined as Saturday-Sunday

Weekday/Weekend Monthly Average Daily Traffic ('13-'17)



	Sep-13	Sep-14	Sep-15	Sep-16	Sep-17
Weekday	312	328	350	356	336
Weekend	522	526	468	464	478