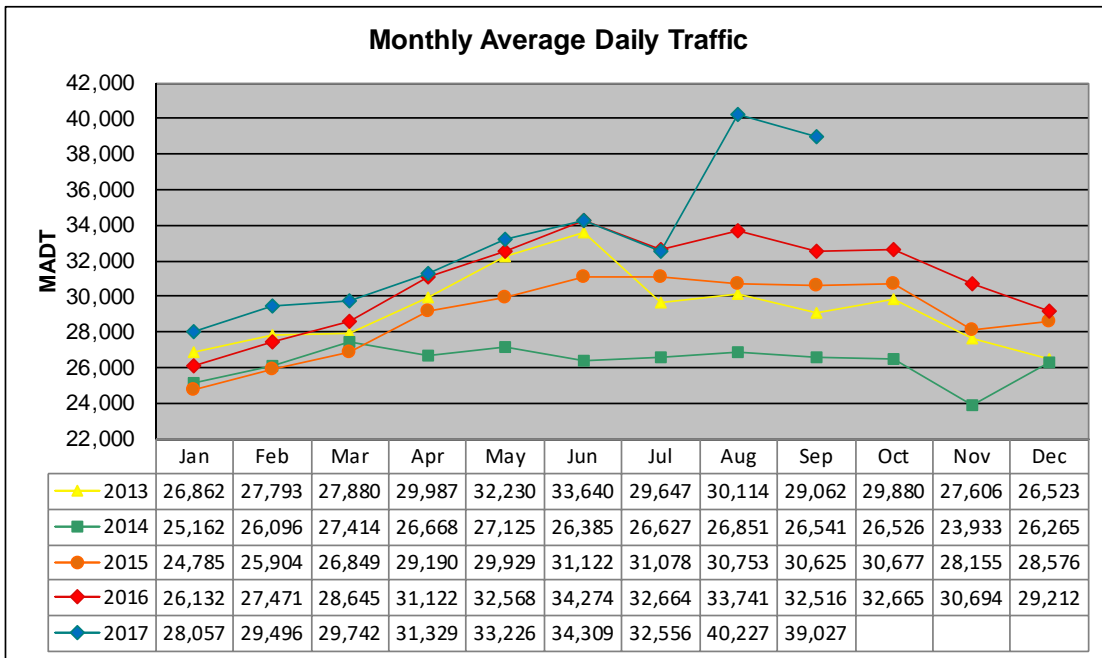


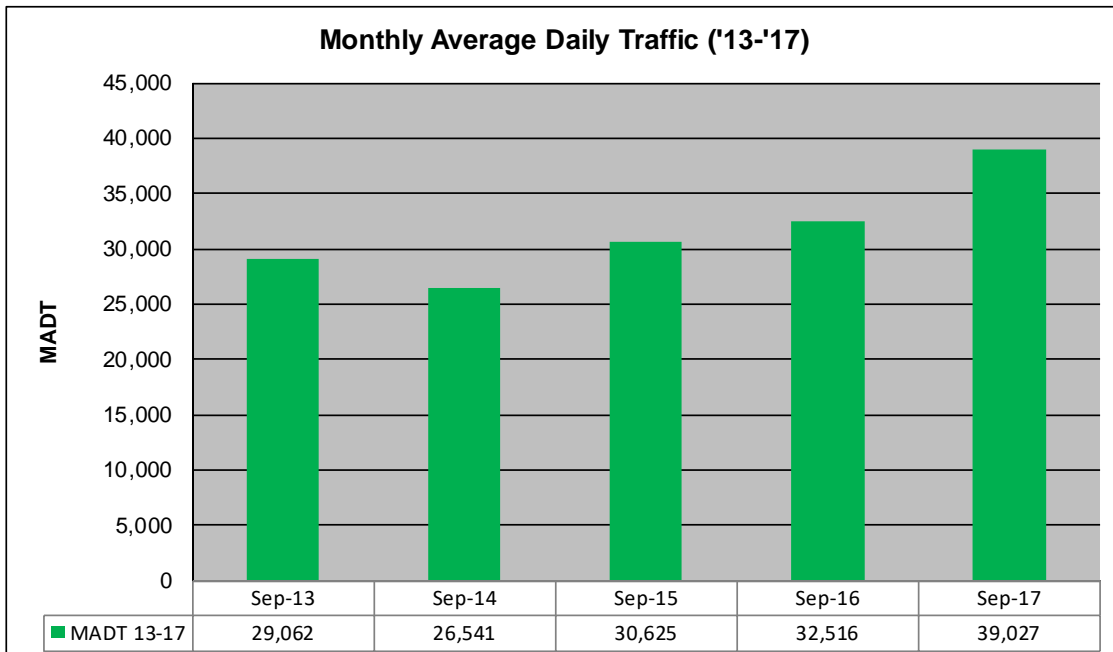
MONTHLY REPORT, STATION NO. 384 (ATR)

SEPTEMBER 2017

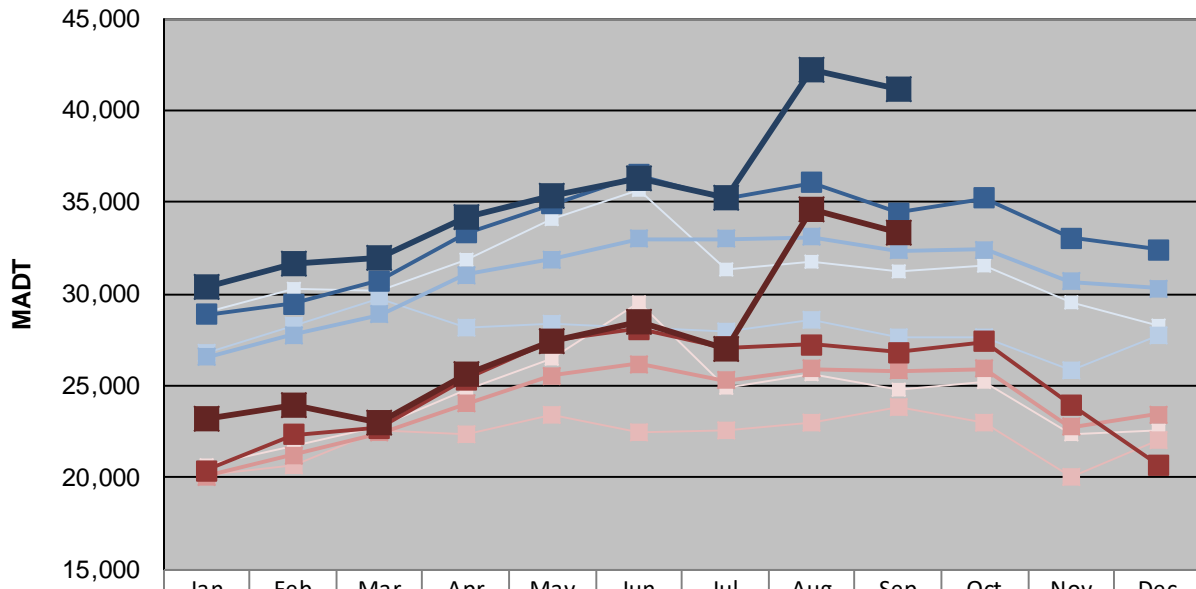
Station Measurement: VOLUME/SPEED/CLASS		
Route: TH 36	Route Direction: E/W	Lanes: 4
County: Washington		Closest City: Stillwater
Functional Class: Urban Other Principal Arterial		
Location: W OF WASHINGTON AVE IN STILLWATER		
Ref Post: 201+00.824	True Mile: 18.153	Sequence No. 9873
Volume: 1,170,819		MADT: 39,027
Weekday (M-F) MADT: 33,348		Weekend (Sa-Su) MADT: 41,158



Note: Decrease in traffic April to November 2014, and May 2015 due to construction on TH 36... Increase in traffic beginning August 2017 due to completion of St. Croix Crossing Project on TH 36



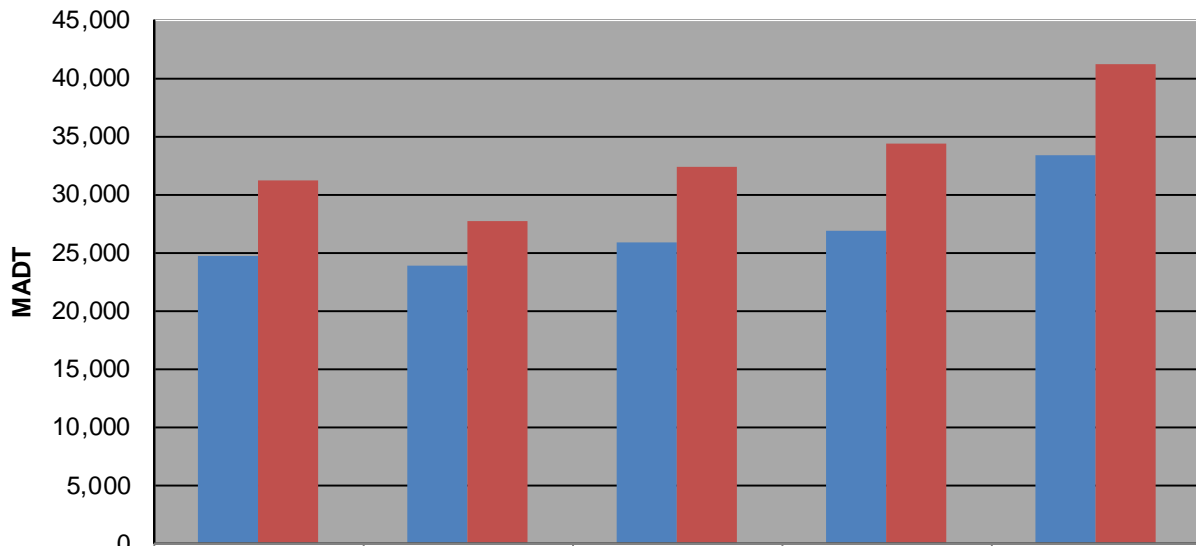
Weekday (WD)/Weekend (WE) Monthly Average Daily Traffic



	Jan	Feb	Mar	Apr	May	Jun	Jul	Aug	Sep	Oct	Nov	Dec
'13 WD	29,060	30,236	30,182	31,888	34,052	35,674	31,294	31,744	31,198	31,518	29,552	28,266
'13 WE	20,668	21,684	22,804	24,798	26,526	29,574	24,870	25,680	24,766	25,214	22,414	22,588
'14 WD	26,774	28,250	29,780	28,214	28,394	28,210	27,972	28,644	27,628	27,672	25,900	27,738
'14 WE	20,120	20,712	22,606	22,400	23,454	22,466	22,544	22,986	23,892	23,000	19,996	22,008
'15 WD	26,570	27,778	28,902	31,044	31,878	33,002	32,998	33,096	32,346	32,428	30,662	30,332
'15 WE	20,090	21,218	22,436	24,054	25,566	26,176	25,292	25,934	25,830	25,916	22,744	23,454
'16 WD	28,896	29,488	30,724	33,338	34,914	36,484	35,216	36,072	34,404	35,236	33,078	32,424
'16 WE	20,380	22,330	22,702	25,338	27,444	28,104	27,112	27,270	26,852	27,416	23,992	20,726
'17 WD	30,386	31,700	31,988	34,200	35,390	36,352	35,234	42,206	41,158			
'17 WE	23,202	23,984	22,962	25,588	27,444	28,450	27,056	34,658	33,348			

Note: 'Weekday' defined as Monday-Friday, 'Weekend' defined as Saturday-Sunday

Weekday/Weekend Monthly Average Daily Traffic ('13-'17)



	Sep-13	Sep-14	Sep-15	Sep-16	Sep-17
Weekday	24,766	23,892	25,830	26,852	33,348
Weekend	31,198	27,628	32,346	34,404	41,158