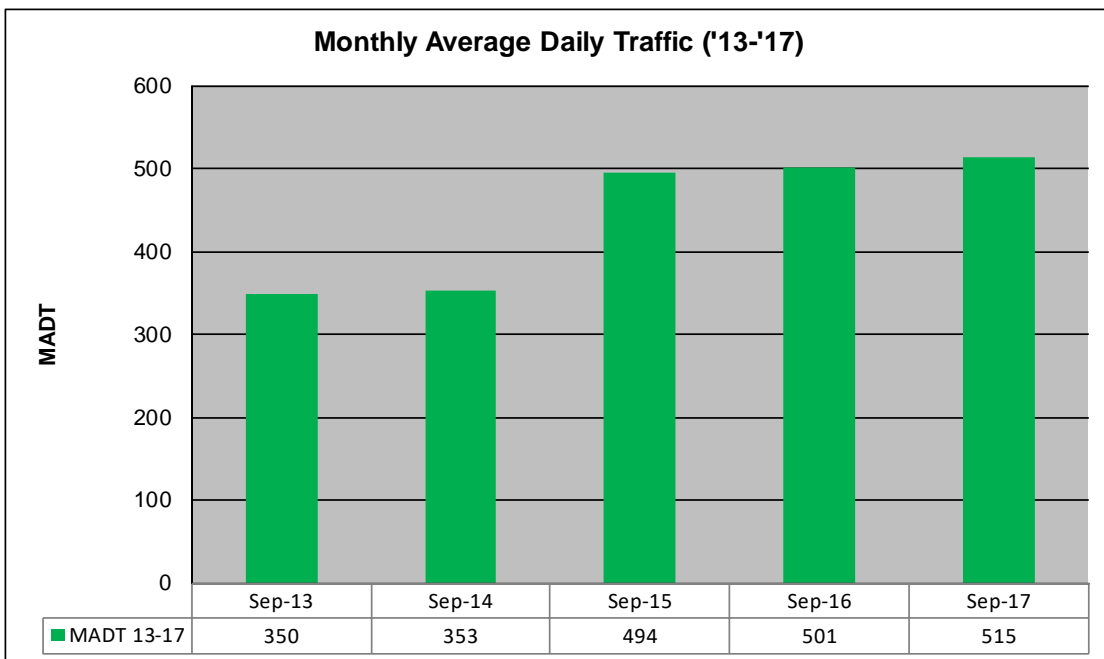
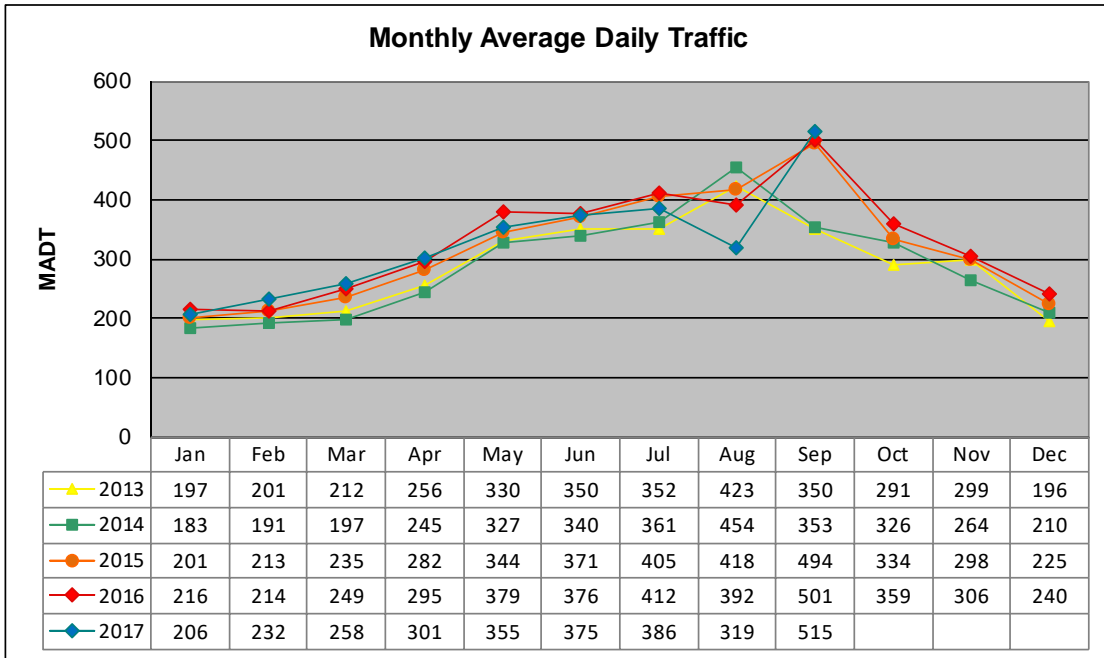


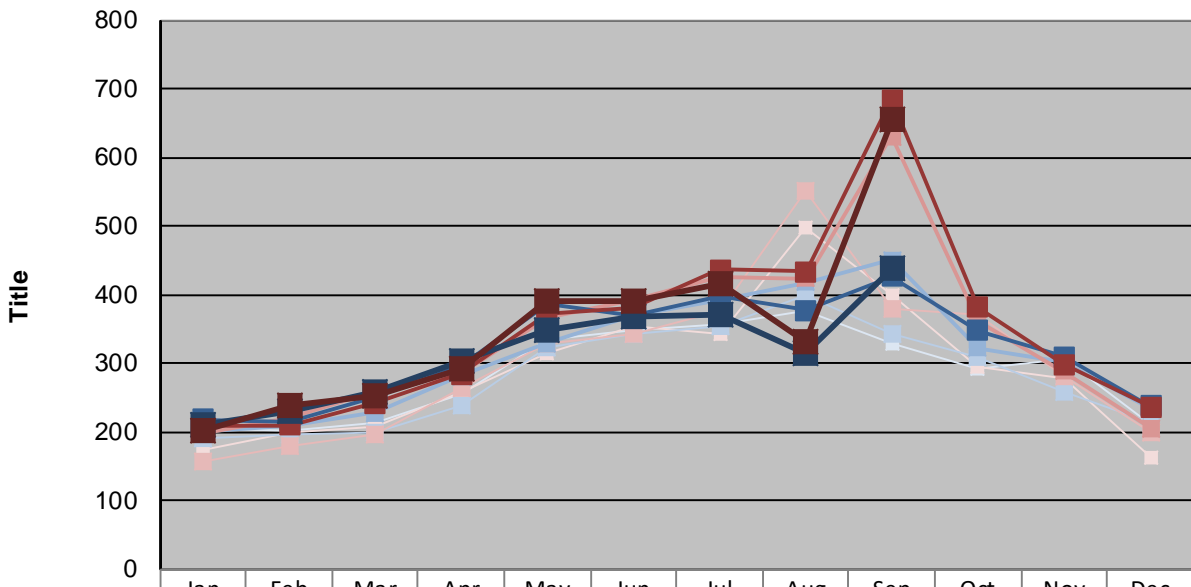
# MONTHLY REPORT, STATION NO. 231 (ATR)

## SEPTEMBER 2017

Station Measurement: VOLUME/SPEED/CLASS		
Route: CSAH 12	Route Direction: E/W	Lanes: 2
County: Wadena		Closest City: Nimrod
Functional Class: Rural Major Collector		
Location: 1.6 MI E OF CSAH18, E OF NIMROD		
Ref Post: 002+00.071	True Mile: 2.071	Sequence No. 29731
<b>Volume: 15,437</b>		<b>MADT: 515</b>
<b>Weekday (M-F) MADT: 654</b>		<b>Weekend (Sa-Su) MADT: 438</b>



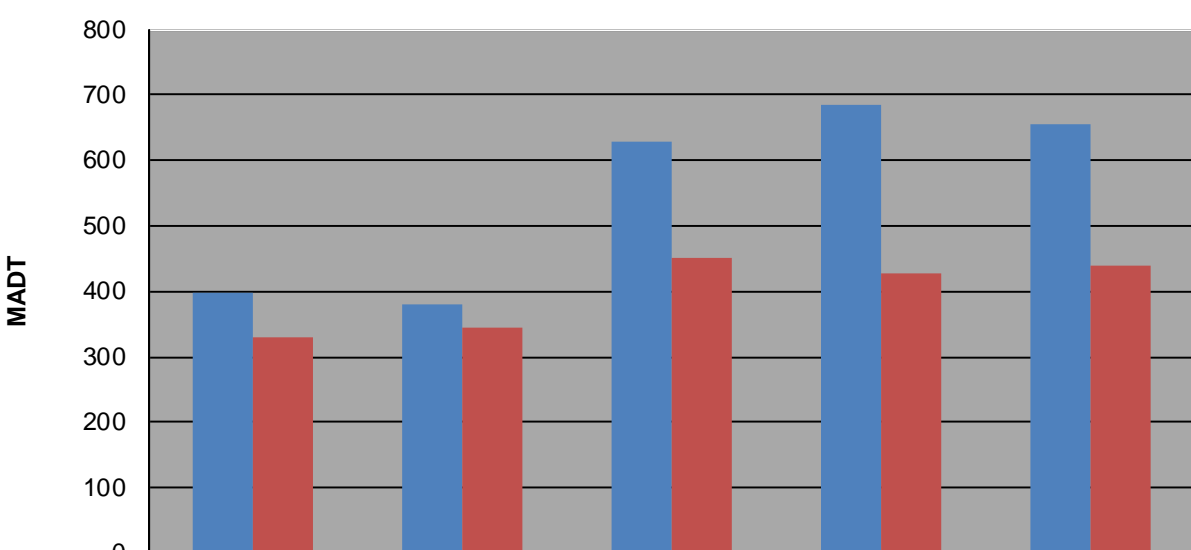
**Weekday (WD)/Weekend (WE) Monthly Average Daily Traffic**



	Jan	Feb	Mar	Apr	May	Jun	Jul	Aug	Sep	Oct	Nov	Dec
'13 WD	204	202	212	256	334	348	358	378	330	292	306	210
'13 WE	174	198	208	258	314	354	342	498	398	296	278	164
'14 WD	190	196	200	240	322	342	354	398	344	310	258	214
'14 WE	156	180	196	264	328	342	378	552	380	372	280	200
'15 WD	200	210	228	282	330	370	392	418	450	322	302	234
'15 WE	198	220	260	284	368	392	426	424	630	362	288	206
'16 WD	218	216	252	296	386	370	398	378	426	348	310	238
'16 WE	210	210	242	284	372	382	436	434	684	382	298	236
'17 WD	210	230	258	304	348	368	372	316	438			
'17 WE	202	238	254	292	392	390	416	332	654			

Note: 'Weekday' defined as Monday-Friday, 'Weekend' defined as Saturday-Sunday

**Weekday/Weekend Monthly Average Daily Traffic ('13-'17)**



	Sep-13	Sep-14	Sep-15	Sep-16	Sep-17
Weekday	398	380	630	684	654
Weekend	330	344	450	426	438