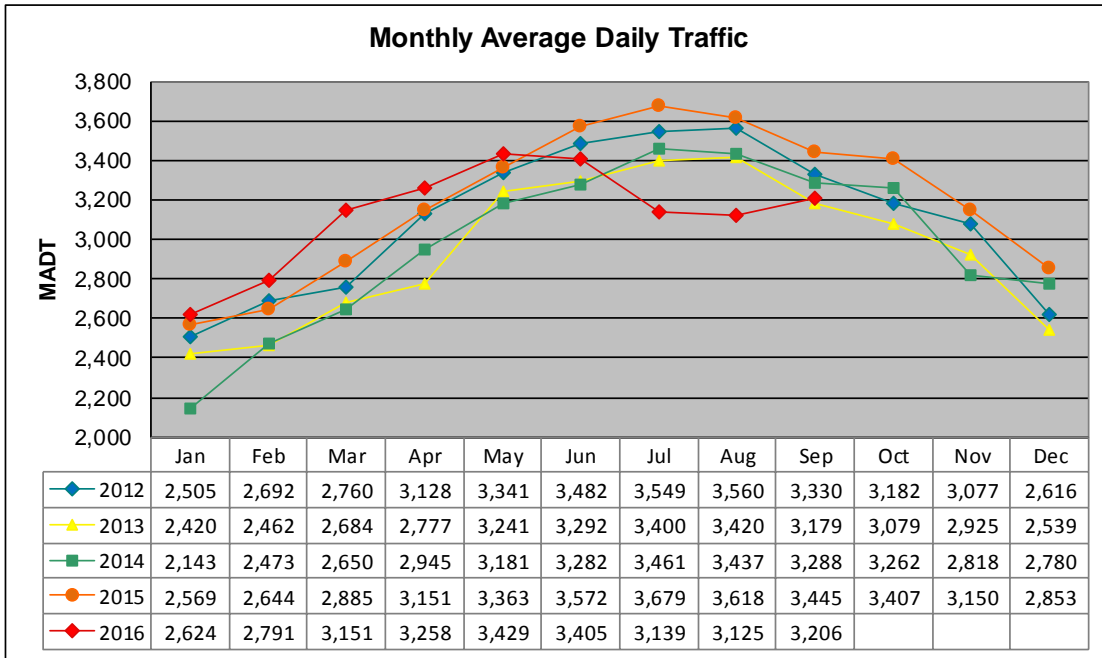


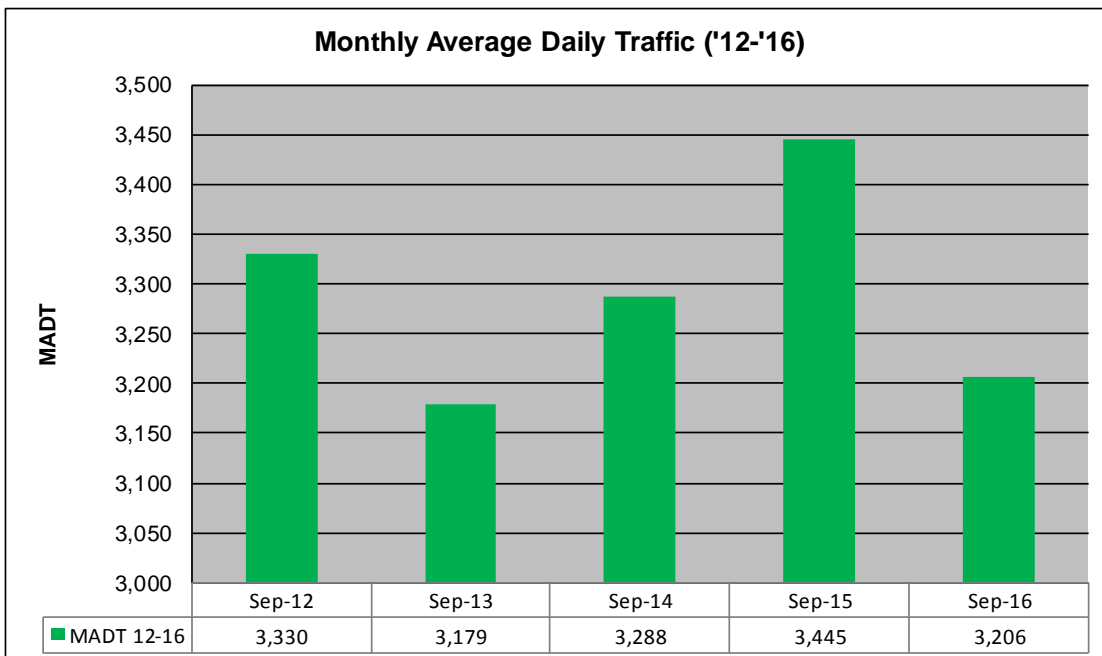
MONTHLY REPORT, STATION NO. 34 (WIM)

SEPTEMBER 2016

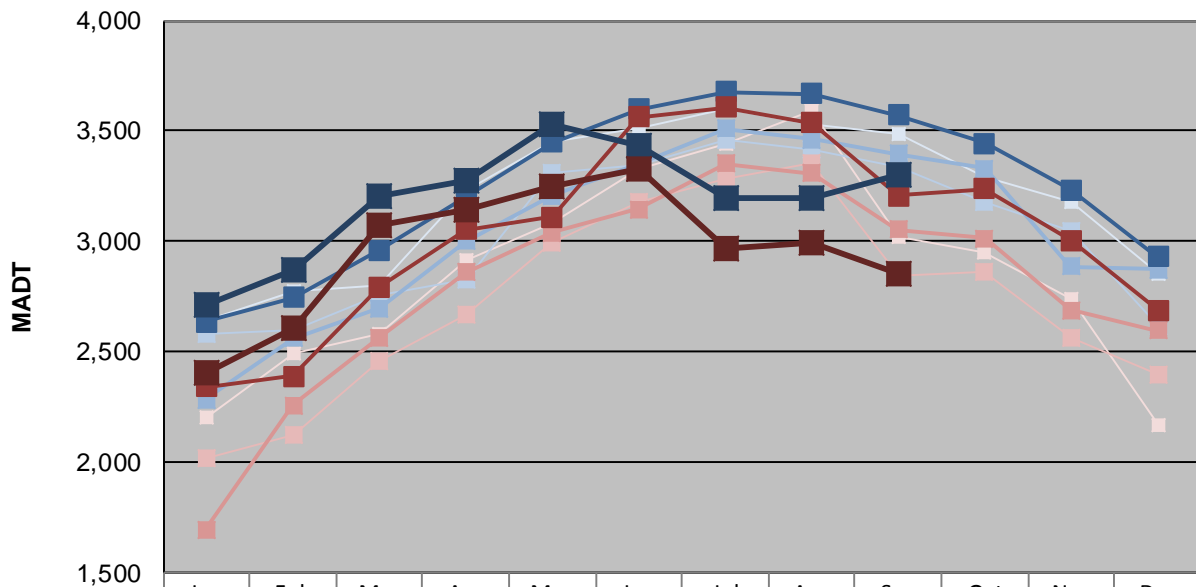
| | | |
|--|----------------------|------------------------------------|
| Station Measurement: VOLUME/SPEED/CLASS/WEIGHT | | |
| Route: TH 23 | Route Direction: N/S | Lanes: 2 |
| County: Chippewa | | Closest City: Clara City |
| Functional Class: Rural Principal Arterial - Other | | |
| Location: 1.1 MI NE OF CR3 (80TH AVE SE), SW OF CLARA CITY | | |
| Ref Post: 122+00.100 | True Mile: 116.91 | Sequence No. 797 |
| Volume: 96,188 | | MADT: 3,206 |
| Weekday (M-F) MADT: 3,300 | | Weekend (Sa-Su) MADT: 2,850 |



Note: Decrease in traffic July/August 2016 due to construction on TH 23



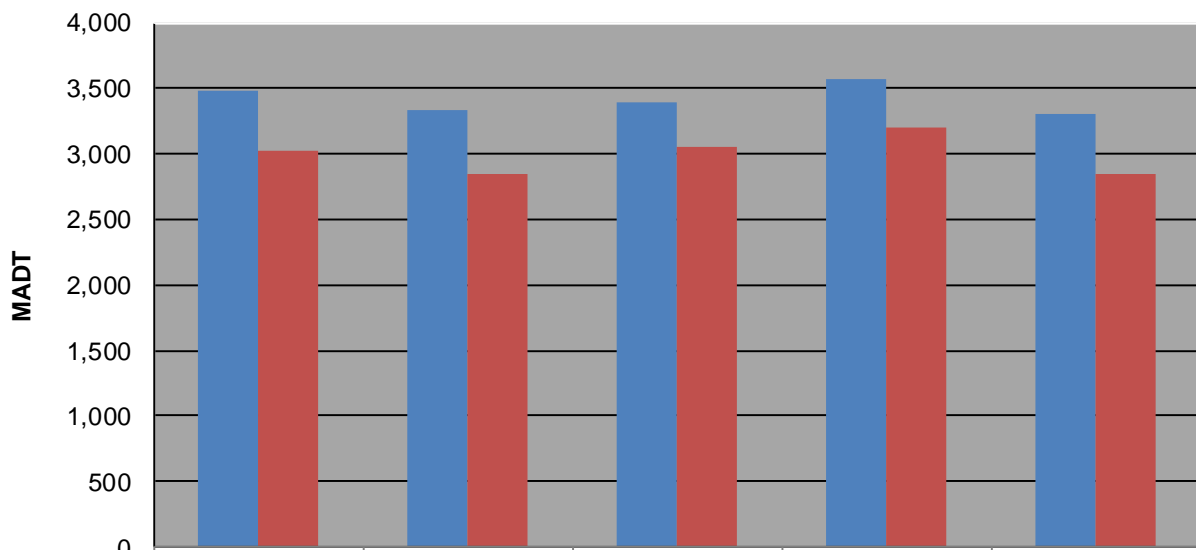
Weekday (WD)/Weekend (WE) Monthly Average Daily Traffic



| | Jan | Feb | Mar | Apr | May | Jun | Jul | Aug | Sep | Oct | Nov | Dec |
|--------|-------|-------|-------|-------|-------|-------|-------|-------|-------|-------|-------|-------|
| '12 WD | 2,646 | 2,778 | 2,800 | 3,230 | 3,450 | 3,514 | 3,602 | 3,532 | 3,484 | 3,296 | 3,180 | 2,852 |
| '12 WE | 2,206 | 2,494 | 2,582 | 2,914 | 3,082 | 3,328 | 3,440 | 3,594 | 3,022 | 2,948 | 2,736 | 2,166 |
| '13 WD | 2,578 | 2,598 | 2,760 | 2,828 | 3,310 | 3,348 | 3,462 | 3,420 | 3,338 | 3,174 | 3,046 | 2,618 |
| '13 WE | 2,020 | 2,122 | 2,458 | 2,666 | 2,994 | 3,180 | 3,288 | 3,350 | 2,846 | 2,864 | 2,560 | 2,392 |
| '14 WD | 2,284 | 2,560 | 2,698 | 3,000 | 3,208 | 3,348 | 3,510 | 3,464 | 3,398 | 3,328 | 2,884 | 2,874 |
| '14 WE | 1,692 | 2,256 | 2,564 | 2,860 | 3,038 | 3,146 | 3,354 | 3,306 | 3,052 | 3,014 | 2,686 | 2,594 |
| '15 WD | 2,634 | 2,746 | 2,962 | 3,198 | 3,450 | 3,600 | 3,678 | 3,670 | 3,570 | 3,444 | 3,234 | 2,930 |
| '15 WE | 2,340 | 2,390 | 2,794 | 3,052 | 3,112 | 3,564 | 3,606 | 3,536 | 3,206 | 3,236 | 3,006 | 2,690 |
| '16 WD | 2,714 | 2,870 | 3,202 | 3,272 | 3,530 | 3,436 | 3,194 | 3,194 | 3,300 | | | |
| '16 WE | 2,400 | 2,610 | 3,074 | 3,146 | 3,248 | 3,324 | 2,964 | 2,992 | 2,850 | | | |

Note: 'Weekday' defined as Monday-Friday, 'Weekend' defined as Saturday-Sunday

Weekday/Weekend Monthly Average Daily Traffic ('12-'16)



| | Sep-12 | Sep-13 | Sep-14 | Sep-15 | Sep-16 |
|---------|--------|--------|--------|--------|--------|
| Weekday | 3,484 | 3,338 | 3,398 | 3,570 | 3,300 |
| Weekend | 3,022 | 2,846 | 3,052 | 3,206 | 2,850 |