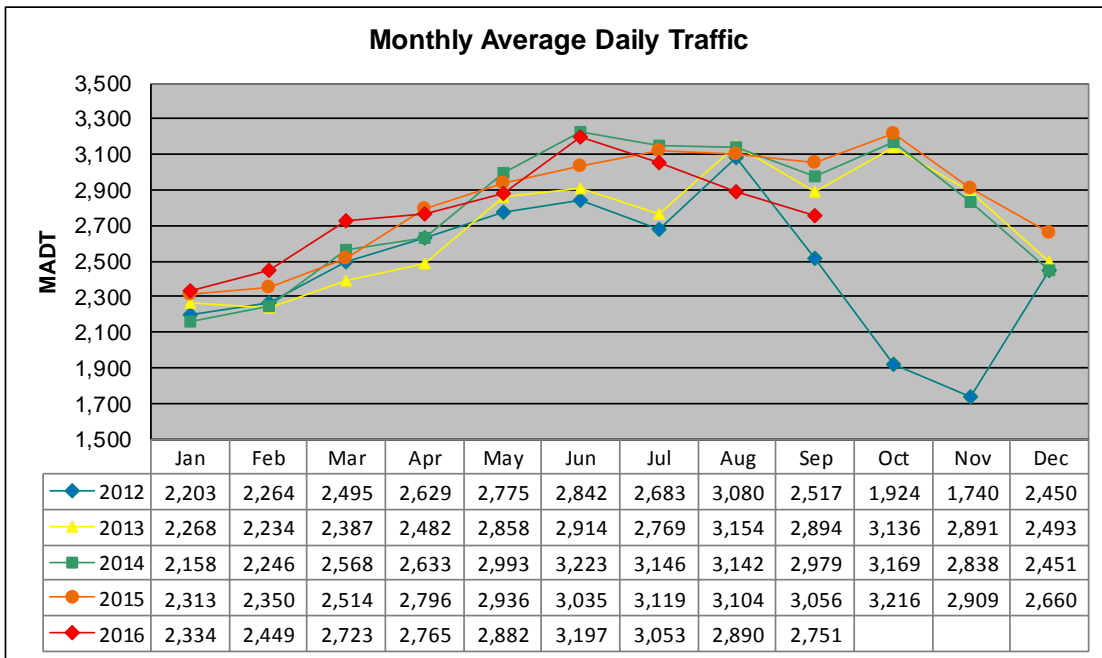


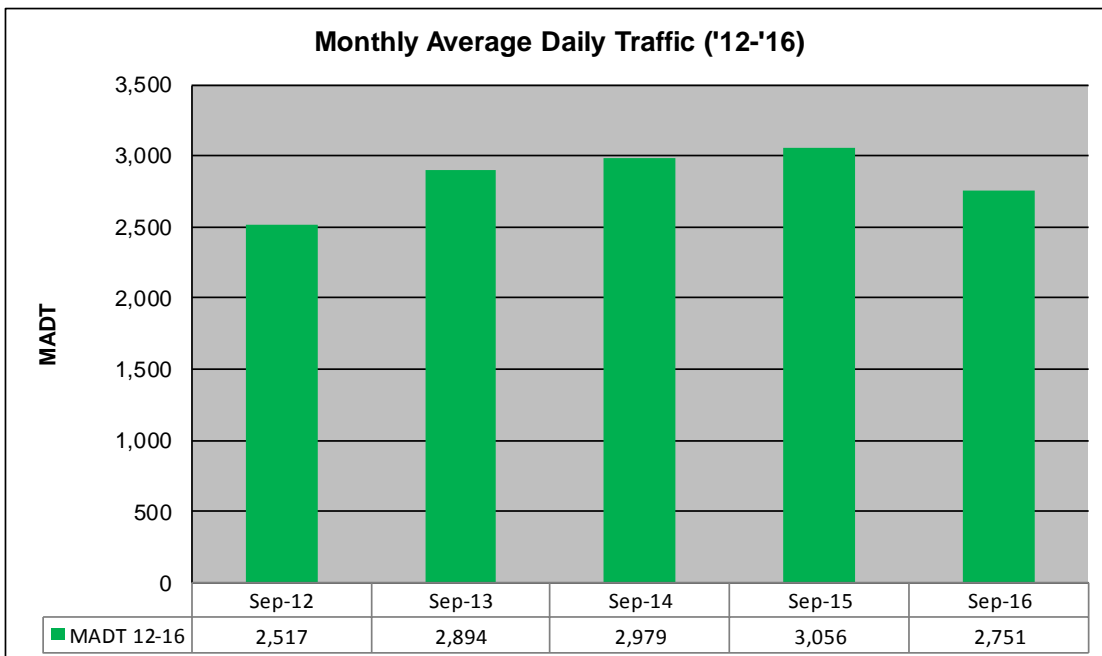
MONTHLY REPORT, STATION NO. 198 (ATR)

SEPTEMBER 2016

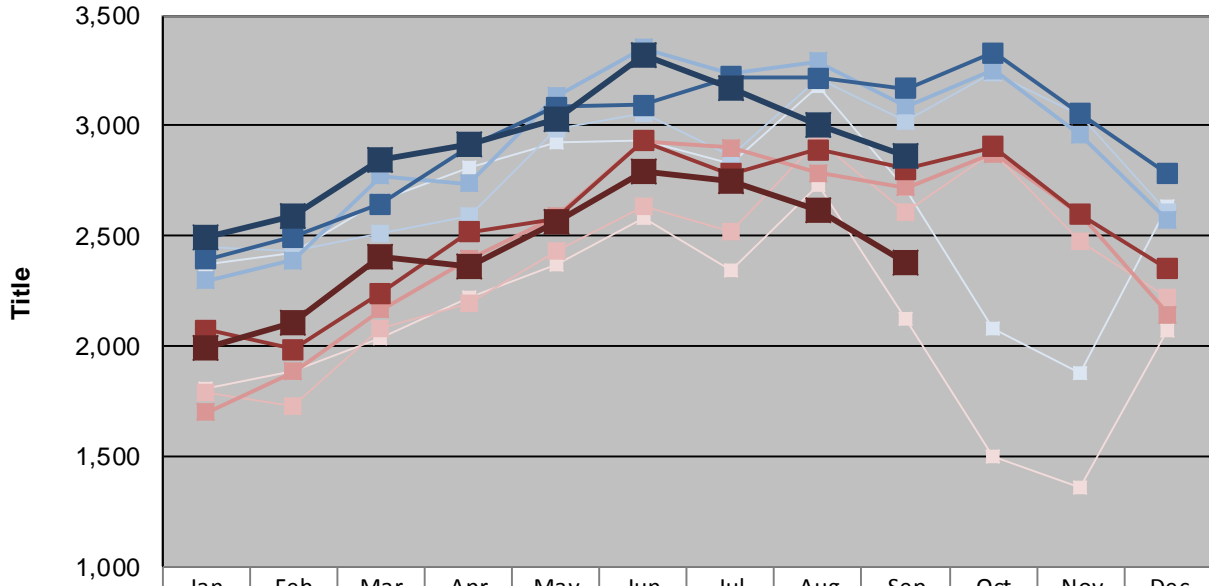
Station Measurement: VOLUME/SPEED/CLASS		
Route: TH 212	Route Direction: E/W	Lanes: 2
County: Renville	Closest City: Granite Falls	
Functional Class: Rural Principal Arterial - Other		
Location: E OF TH23, E OF GRANITE FALLS		
Ref Post: 052+00.356	True Mile: 52.936	Sequence No. 9831
Volume: 82,543		MADT: 2,751
Weekday (M-F) MADT: 2,864		Weekend (Sa-Su) MADT: 2,380



Note: Decrease in traffic September to November 2012 due to construction on TH 212



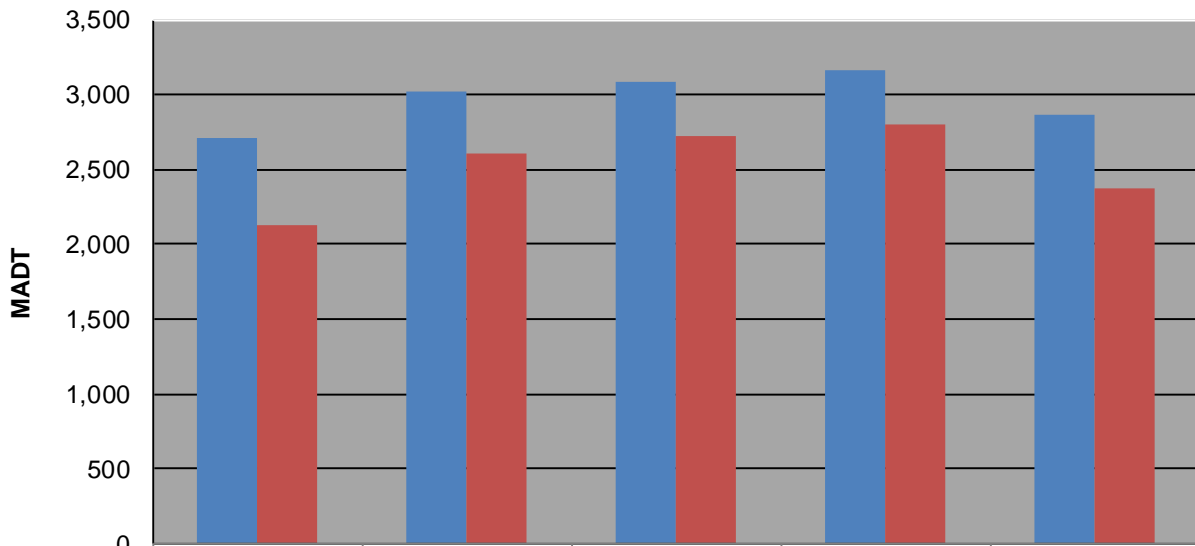
Weekday (WD)/Weekend (WE) Monthly Average Daily Traffic



	Jan	Feb	Mar	Apr	May	Jun	Jul	Aug	Sep	Oct	Nov	Dec
'12 WD	2,374	2,422	2,664	2,806	2,928	2,936	2,832	3,180	2,712	2,076	1,878	2,638
'12 WE	1,804	1,884	2,038	2,220	2,370	2,580	2,340	2,732	2,124	1,502	1,360	2,072
'13 WD	2,446	2,436	2,510	2,590	2,990	3,054	2,864	3,218	3,022	3,242	3,046	2,606
'13 WE	1,786	1,728	2,076	2,192	2,428	2,634	2,520	2,932	2,606	2,884	2,474	2,224
'14 WD	2,298	2,390	2,772	2,736	3,132	3,354	3,234	3,290	3,088	3,254	2,958	2,572
'14 WE	1,698	1,884	2,168	2,394	2,590	2,930	2,902	2,786	2,722	2,876	2,596	2,146
'15 WD	2,396	2,496	2,646	2,906	3,086	3,092	3,220	3,218	3,170	3,330	3,054	2,782
'15 WE	2,074	1,984	2,242	2,516	2,576	2,932	2,780	2,890	2,804	2,904	2,596	2,350
'16 WD	2,492	2,588	2,844	2,920	3,028	3,324	3,172	3,006	2,864			
'16 WE	1,988	2,104	2,408	2,360	2,566	2,790	2,752	2,616	2,380			

Note: 'Weekday' defined as Monday-Friday, 'Weekend' defined as Saturday-Sunday

Weekday/Weekend Monthly Average Daily Traffic ('12-'16)



	Sep-12	Sep-13	Sep-14	Sep-15	Sep-16
Weekday	2,712	3,022	3,088	3,170	2,864
Weekend	2,124	2,606	2,722	2,804	2,380