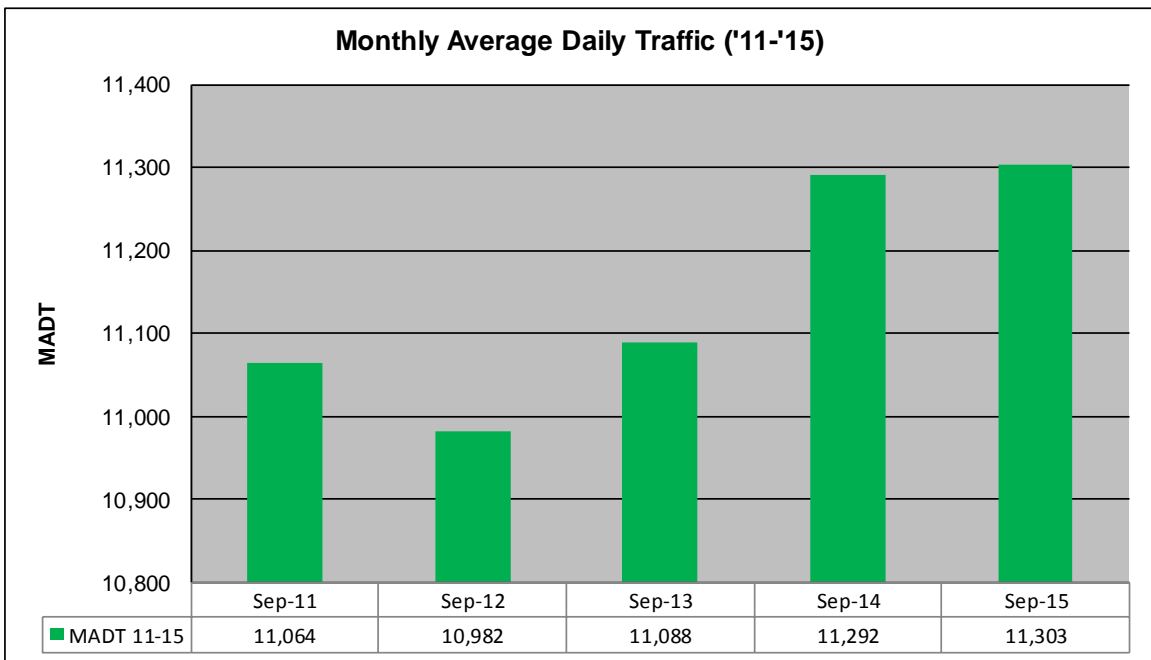
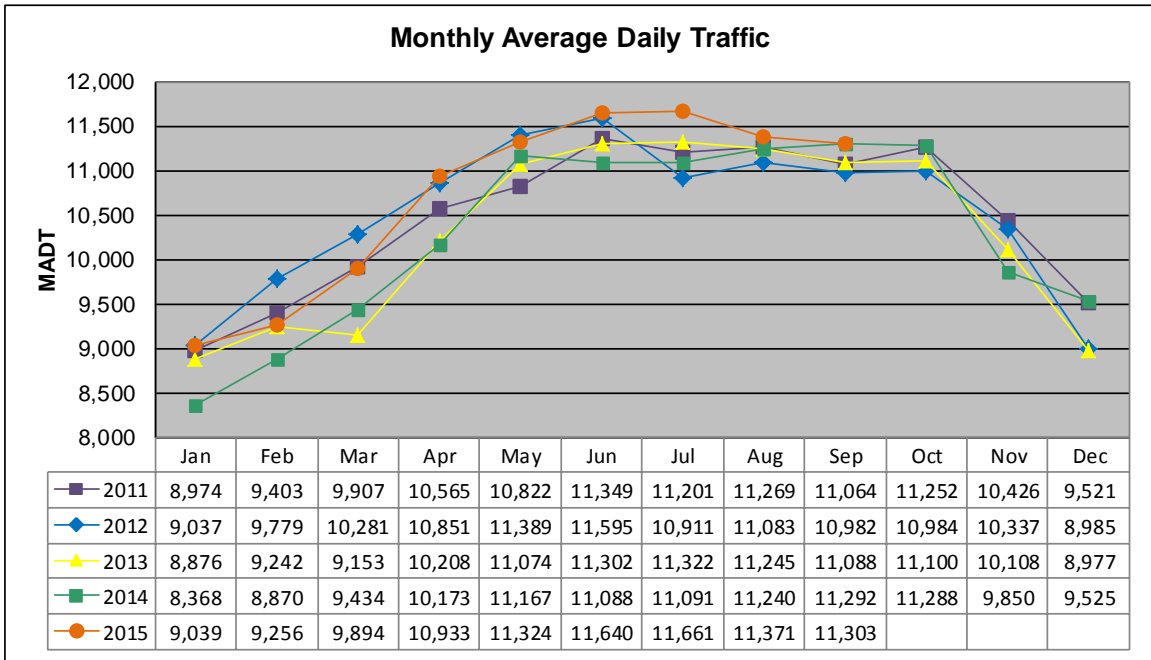


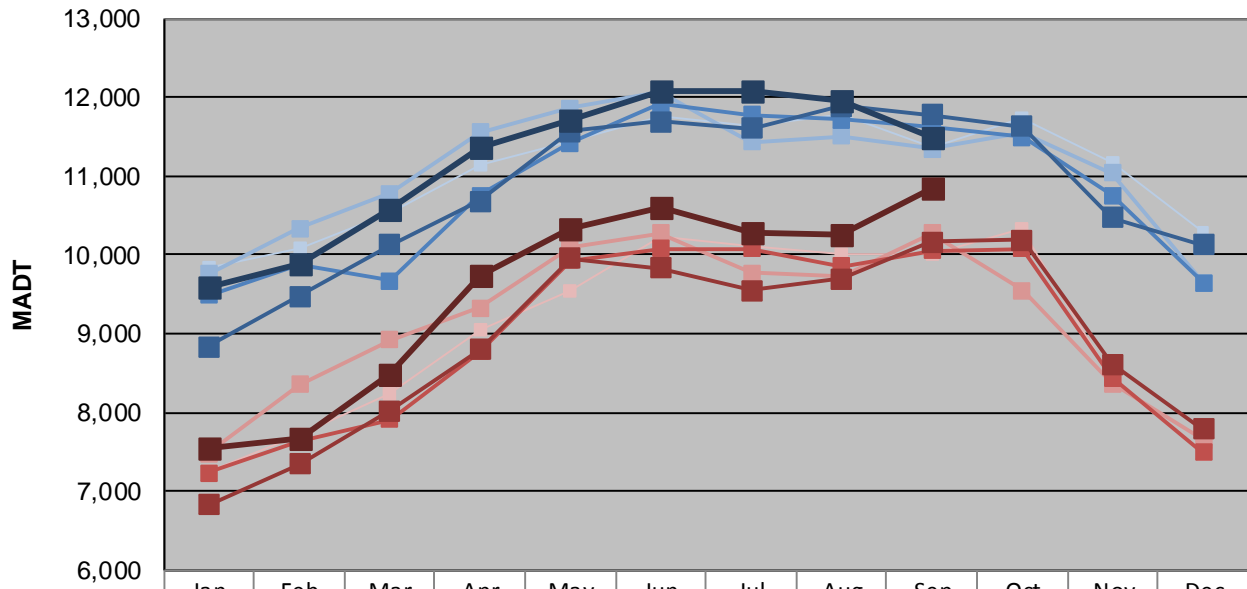
# MONTHLY REPORT, STATION NO. 39 (WIM)

## SEPTEMBER 2015

|                                                  |                      |                                     |
|--------------------------------------------------|----------------------|-------------------------------------|
| Station Measurement: VOLUME/SPEED/CLASS/WEIGHT   |                      |                                     |
| Route: TH 43                                     | Route Direction: E/W | Lanes: 2                            |
| County: Winona                                   |                      | Closest City: Winona                |
| Functional Class: Urban Other Principal Arterial |                      |                                     |
| Location: NE OF MSAS101 (2ND ST) IN WINONA       |                      |                                     |
| Ref Post: 045+00.245                             | True Mile: 44.863    | Sequence No. 6361                   |
| <b>Volume: 339,102</b>                           |                      | <b>MADT: 11,303</b>                 |
| <b>Weekday (M-F) MADT: 11,486</b>                |                      | <b>Weekend (Sa-Su) MADT: 10,854</b> |



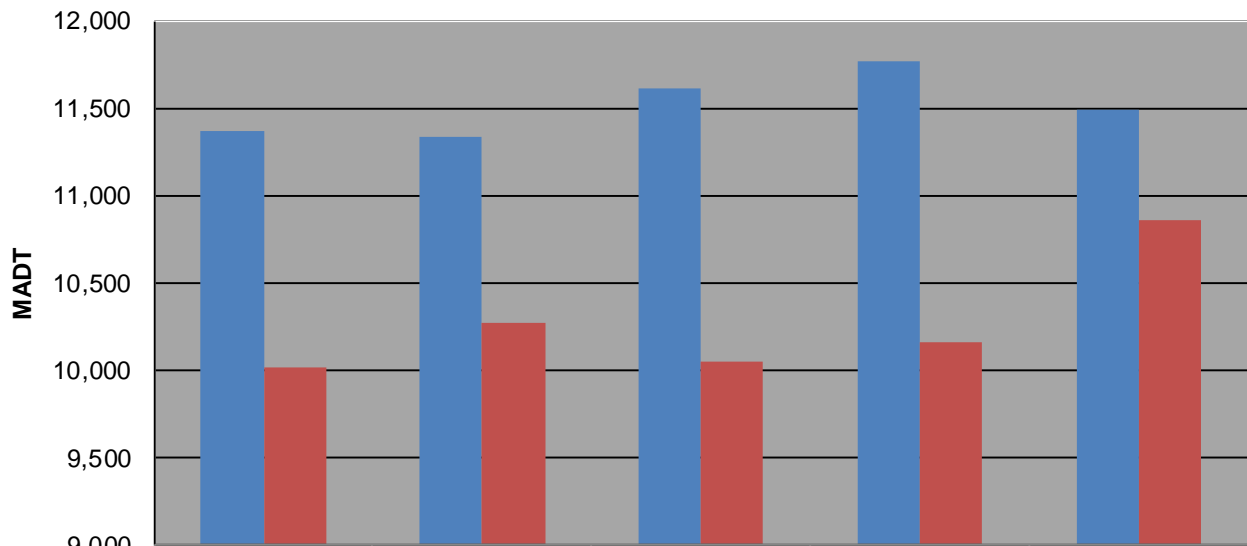
**Weekday (WD)/Weekend (WE) Monthly Average Daily Traffic**



|        | Jan   | Feb    | Mar    | Apr    | May    | Jun    | Jul    | Aug    | Sep    | Oct    | Nov    | Dec    |
|--------|-------|--------|--------|--------|--------|--------|--------|--------|--------|--------|--------|--------|
| '11 WD | 9,842 | 10,076 | 10,520 | 11,144 | 11,444 | 11,756 | 11,642 | 11,776 | 11,372 | 11,728 | 11,156 | 10,278 |
| '11 WE | 7,242 | 7,724  | 8,234  | 9,040  | 9,550  | 10,228 | 10,110 | 9,998  | 10,010 | 10,326 | 8,402  | 7,474  |
| '12 WD | 9,756 | 10,330 | 10,774 | 11,560 | 11,866 | 12,072 | 11,426 | 11,504 | 11,340 | 11,542 | 11,036 | 9,642  |
| '12 WE | 7,478 | 8,352  | 8,918  | 9,330  | 10,092 | 10,270 | 9,774  | 9,730  | 10,270 | 9,542  | 8,368  | 7,646  |
| '13 WD | 9,486 | 9,884  | 9,674  | 10,754 | 11,420 | 11,916 | 11,778 | 11,712 | 11,616 | 11,488 | 10,754 | 9,648  |
| '13 WE | 7,230 | 7,638  | 7,914  | 8,770  | 9,930  | 10,076 | 10,076 | 9,856  | 10,052 | 10,074 | 8,434  | 7,496  |
| '14 WD | 8,838 | 9,480  | 10,126 | 10,680 | 11,562 | 11,694 | 11,606 | 11,892 | 11,772 | 11,624 | 10,468 | 10,128 |
| '14 WE | 6,826 | 7,346  | 8,024  | 8,794  | 9,948  | 9,830  | 9,552  | 9,694  | 10,162 | 10,184 | 8,614  | 7,786  |
| '15 WD | 9,596 | 9,896  | 10,564 | 11,354 | 11,704 | 12,078 | 12,078 | 11,946 | 11,486 |        |        |        |
| '15 WE | 7,538 | 7,658  | 8,472  | 9,748  | 10,324 | 10,590 | 10,276 | 10,246 | 10,854 |        |        |        |

Note: 'Weekday' defined as Monday-Friday, 'Weekend' defined as Saturday-Sunday

**Weekday/Weekend Monthly Average Daily Traffic ('11-'15)**



|         | Sep-11 | Sep-12 | Sep-13 | Sep-14 | Sep-15 |
|---------|--------|--------|--------|--------|--------|
| Weekday | 11,372 | 11,340 | 11,616 | 11,772 | 11,486 |
| Weekend | 10,010 | 10,270 | 10,052 | 10,162 | 10,854 |