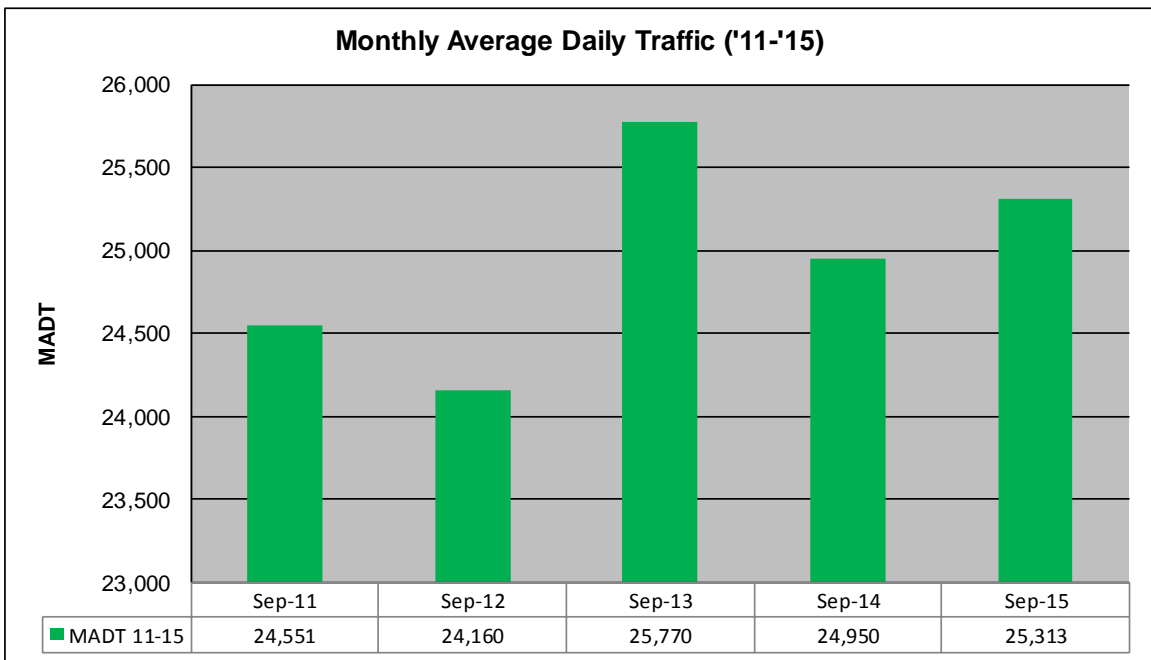
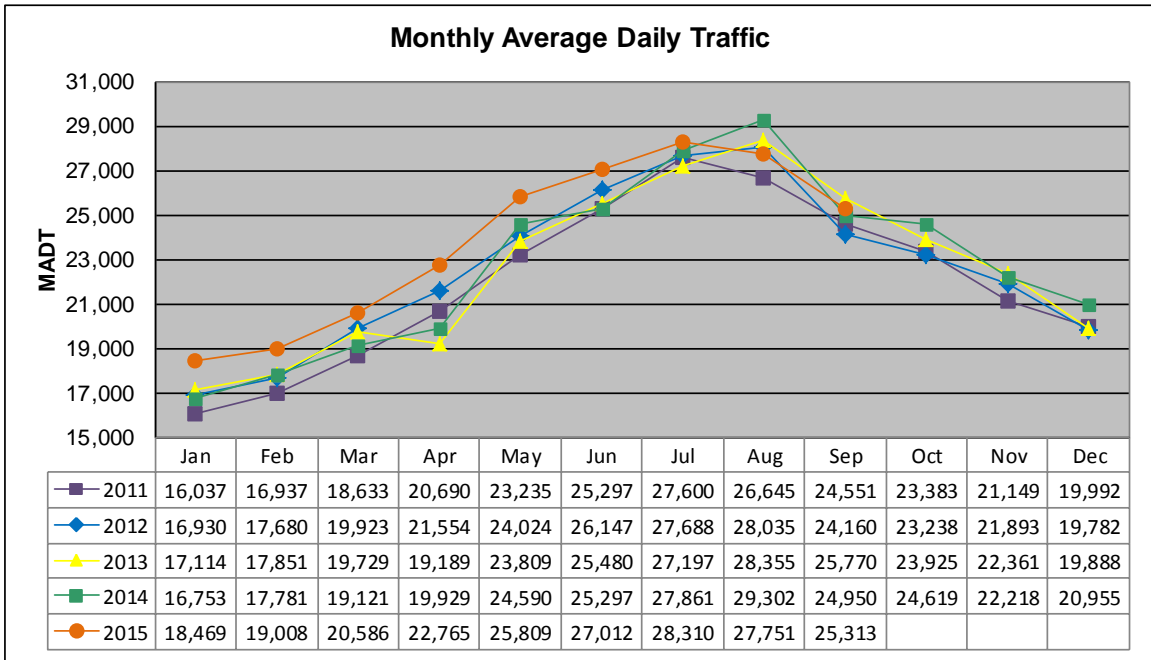


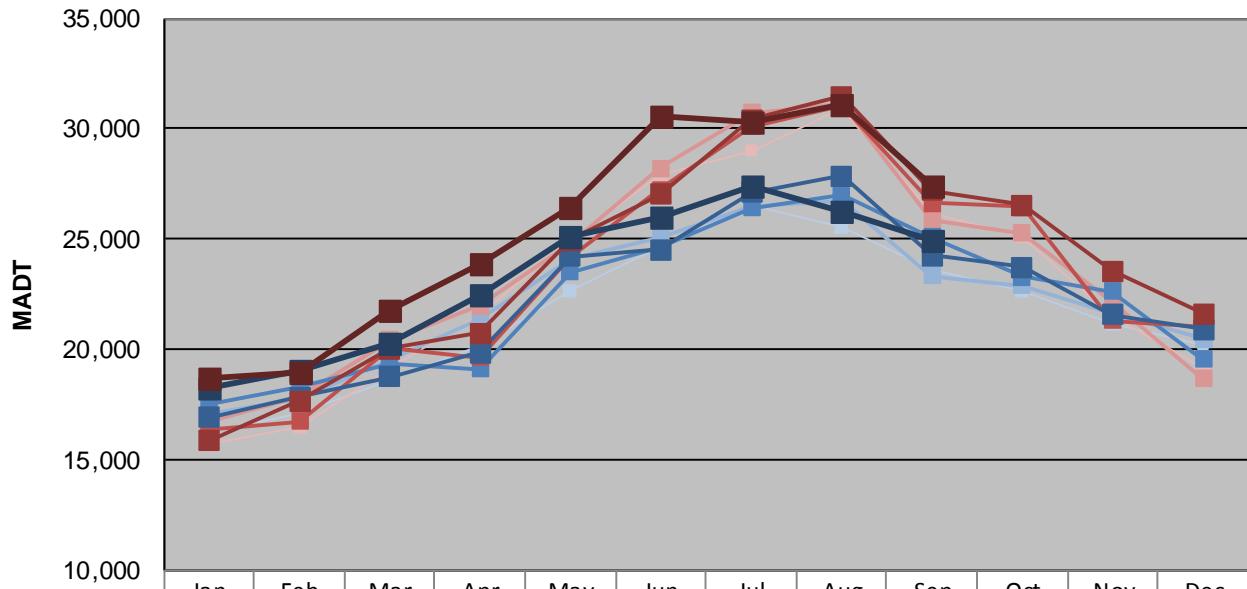
# MONTHLY REPORT, STATION NO. 175 (ATR)

## SEPTEMBER 2015

|   |                      |                                     |
|---|----------------------|-------------------------------------|
| Station Measurement: VOLUME/SPEED/CLASS                 |                      |                                     |
| Route: I-94   | Route Direction: E/W | Lanes: 4                            |
| County: Stearns   |                      | Closest City: Sauk Centre           |
| Functional Class: Rural Principal Arterial - Interstate |                      |                                     |
| Location: E OF CR186, SE OF SAUK CENTRE                 |                      |                                     |
| Ref Post: 128+00.640                                    | True Mile: 129       | Sequence No. 6776                   |
| <b>Volume: 759,383</b>                                  |                      | <b>MADT: 25,313</b>                 |
| <b>Weekday (M-F) MADT: 24,926</b>                       |                      | <b>Weekend (Sa-Su) MADT: 27,370</b> |



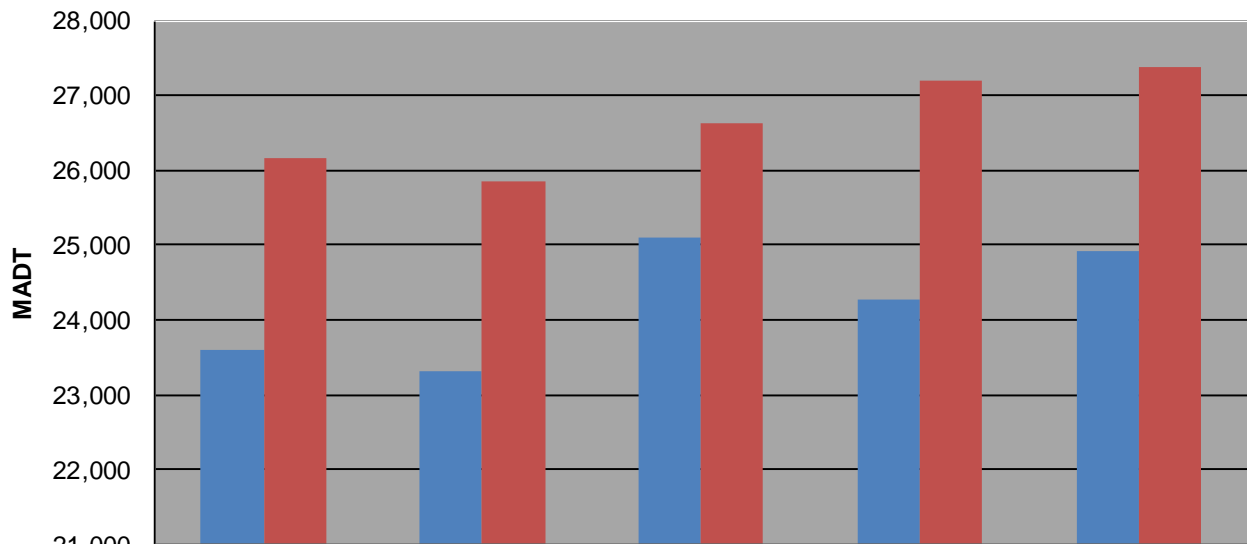
### Weekday (WD)/Weekend (WE) Monthly Average Daily Traffic



|        | Jan    | Feb    | Mar    | Apr    | May    | Jun    | Jul    | Aug    | Sep    | Oct    | Nov    | Dec    |
|--------|--------|--------|--------|--------|--------|--------|--------|--------|--------|--------|--------|--------|
| '11 WD | 16,268 | 17,098 | 18,604 | 20,144 | 22,674 | 24,682 | 26,496 | 25,512 | 23,592 | 22,670 | 21,126 | 20,210 |
| '11 WE | 15,682 | 16,506 | 19,172 | 21,600 | 24,946 | 27,886 | 29,012 | 30,902 | 26,176 | 25,134 | 21,466 | 19,162 |
| '12 WD | 17,052 | 17,750 | 19,542 | 21,332 | 24,098 | 25,038 | 26,492 | 26,704 | 23,316 | 22,876 | 21,600 | 20,452 |
| '12 WE | 16,686 | 17,850 | 20,448 | 21,946 | 24,838 | 28,190 | 30,716 | 31,094 | 25,850 | 25,272 | 22,150 | 18,670 |
| '13 WD | 17,496 | 18,296 | 19,320 | 19,130 | 23,508 | 24,602 | 26,410 | 26,994 | 25,098 | 23,294 | 22,612 | 19,564 |
| '13 WE | 16,358 | 16,740 | 20,080 | 19,656 | 24,222 | 27,238 | 30,084 | 31,086 | 26,628 | 26,432 | 21,318 | 21,014 |
| '14 WD | 16,916 | 17,828 | 18,768 | 19,840 | 24,224 | 24,522 | 27,100 | 27,860 | 24,264 | 23,718 | 21,560 | 20,904 |
| '14 WE | 15,870 | 17,664 | 20,030 | 20,732 | 24,936 | 27,016 | 30,400 | 31,446 | 27,208 | 26,536 | 23,532 | 21,608 |
| '15 WD | 18,252 | 19,018 | 20,290 | 22,430 | 25,144 | 25,952 | 27,380 | 26,262 | 24,926 |        |        |        |
| '15 WE | 18,682 | 18,984 | 21,726 | 23,900 | 26,392 | 30,604 | 30,262 | 31,070 | 27,370 |        |        |        |

Note: 'Weekday' defined as Monday-Friday, 'Weekend' defined as Saturday-Sunday

### Weekday/Weekend Monthly Average Daily Traffic ('11-'15)



|         | Sep-11 | Sep-12 | Sep-13 | Sep-14 | Sep-15 |
|---------|--------|--------|--------|--------|--------|
| Weekday | 23,592 | 23,316 | 25,098 | 24,264 | 24,926 |
| Weekend | 26,176 | 25,850 | 26,628 | 27,208 | 27,370 |