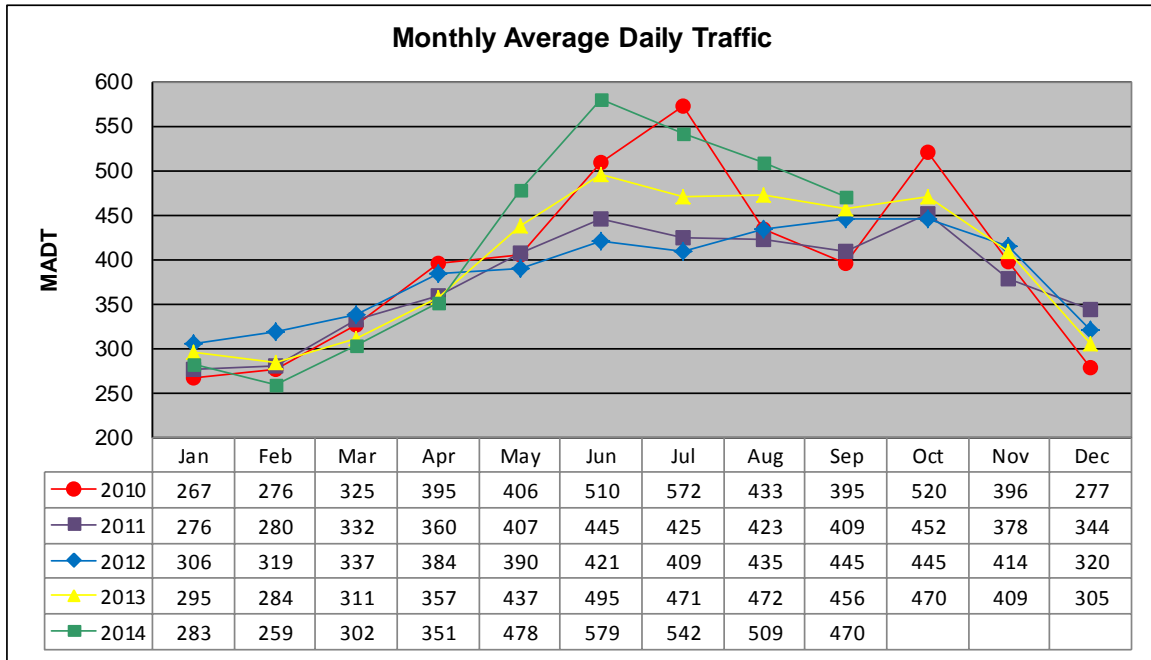


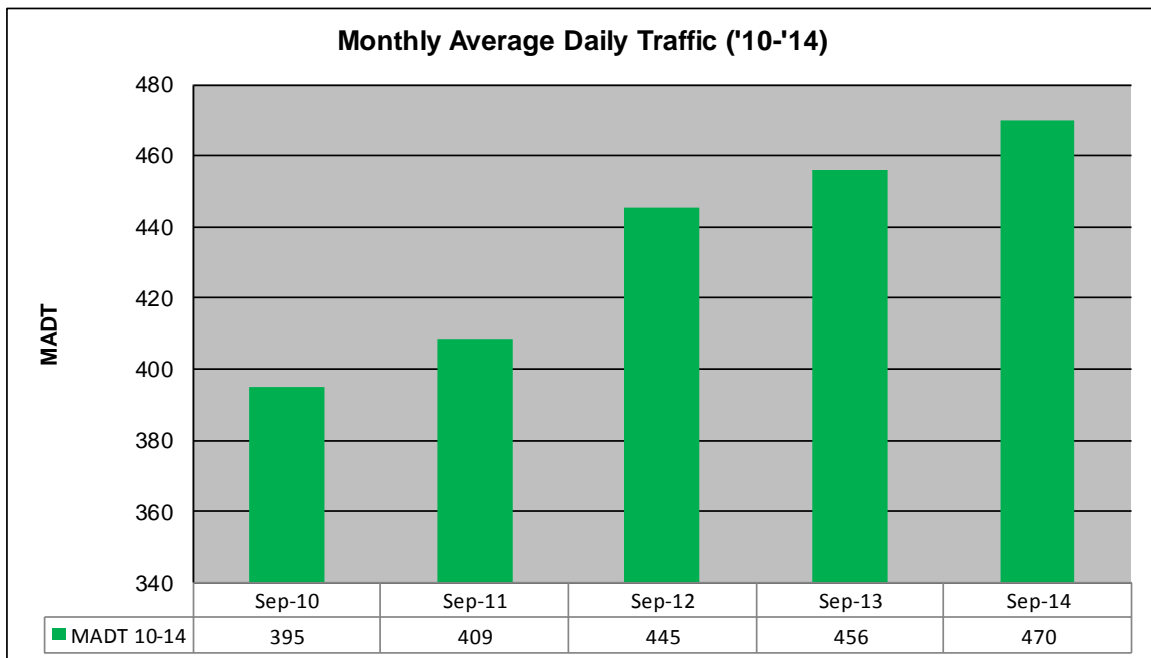
# MONTHLY REPORT, STATION NO. 54 (ATR)

## SEPTEMBER 2014

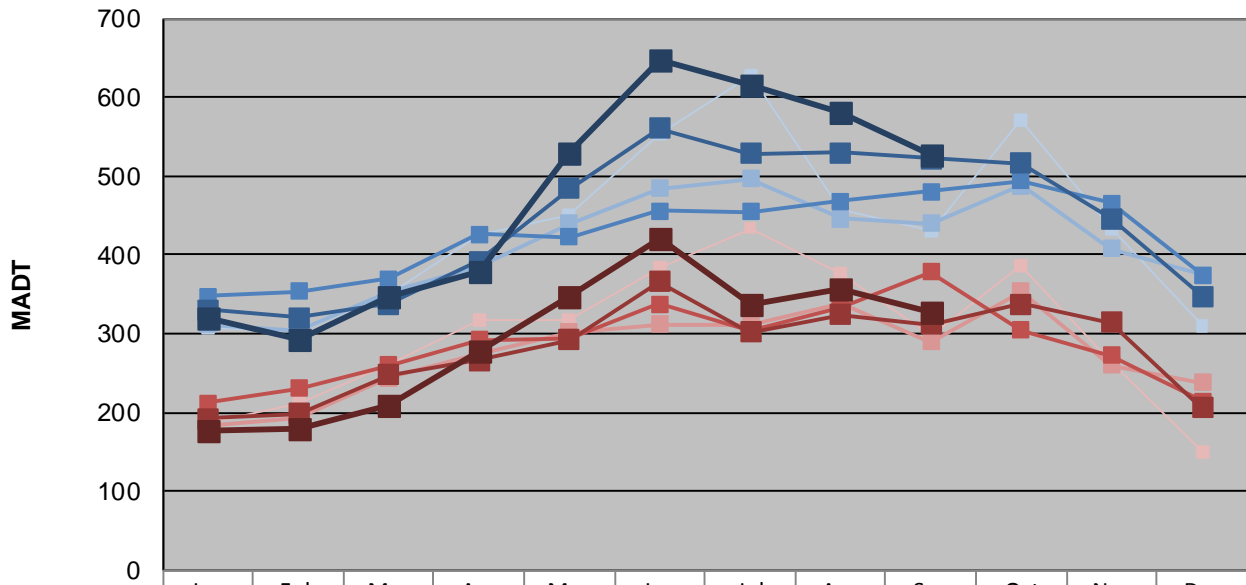
Station Measurement: VOLUME/SPEED/CLASS		
Route: CSAH 1	Route Direction: N/S	Lanes: 2
County: Dodge	Closest City: West Concord	
Functional Class: Rural Major Collector		
Location: .5 MI S OF CSAH24, W OF WEST CONCORD		
Ref Post: 011+00.440	True Mile: 11.44	Sequence No. 9818
<b>Volume: 14,099</b>		<b>MADT: 470</b>
<b>Weekday (M-F) MADT: 526</b>		<b>Weekend (Sa-Su) MADT: 328</b>



Note: Increase in traffic June/July 2010 due to detour from TH 14 and October 2010 from hunting openers



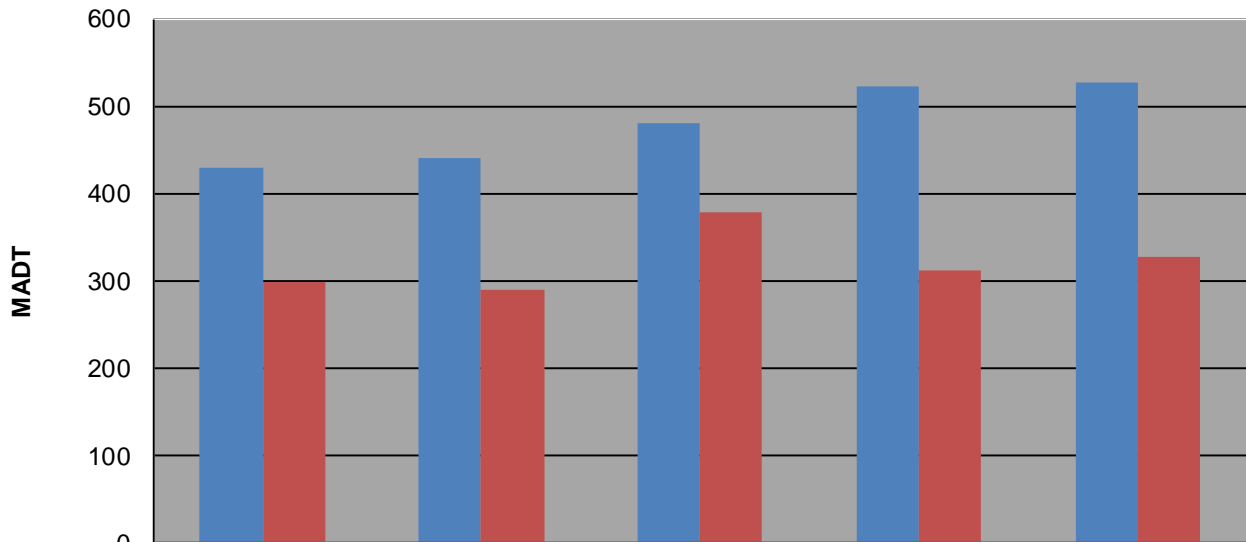
**Weekday (WD)/Weekend (WE) Monthly Average Daily Traffic**



	Jan	Feb	Mar	Apr	May	Jun	Jul	Aug	Sep	Oct	Nov	Dec
'10 WD	308	302	350	426	450	554	628	458	430	572	432	310
'10 WE	186	212	260	316	318	384	434	376	298	386	264	150
'11 WD	312	304	352	386	440	484	496	446	440	488	408	374
'11 WE	184	192	244	274	302	312	310	338	290	354	260	238
'12 WD	348	354	370	426	422	456	454	468	480	494	466	374
'12 WE	212	230	260	292	294	338	304	332	378	304	272	214
'13 WD	330	320	338	392	484	560	528	530	522	516	446	348
'13 WE	192	198	248	266	292	366	302	324	312	338	314	206
'14 WD	320	292	348	378	528	648	614	580	526			
'14 WE	178	180	210	278	348	420	336	356	328			

Note: 'Weekday' defined as Monday-Friday, 'Weekend' defined as Saturday-Sunday

**Weekday/Weekend Monthly Average Daily Traffic ('10-'14)**



	Sep-10	Sep-11	Sep-12	Sep-13	Sep-14
Weekday	430	440	480	522	526
Weekend	298	290	378	312	328