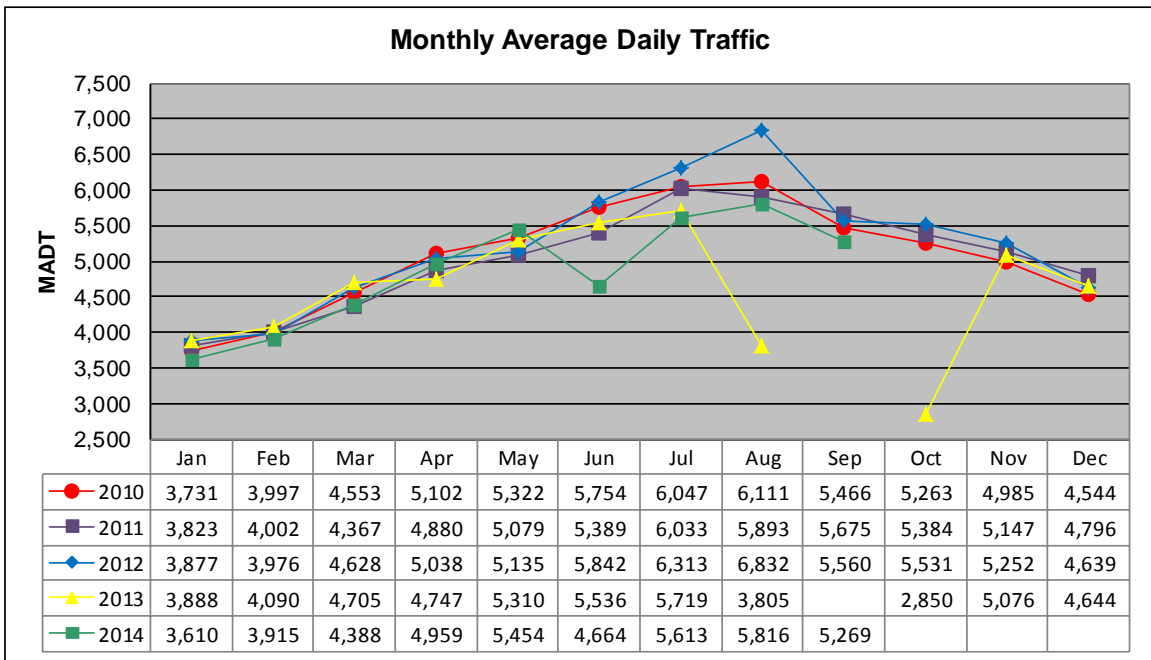


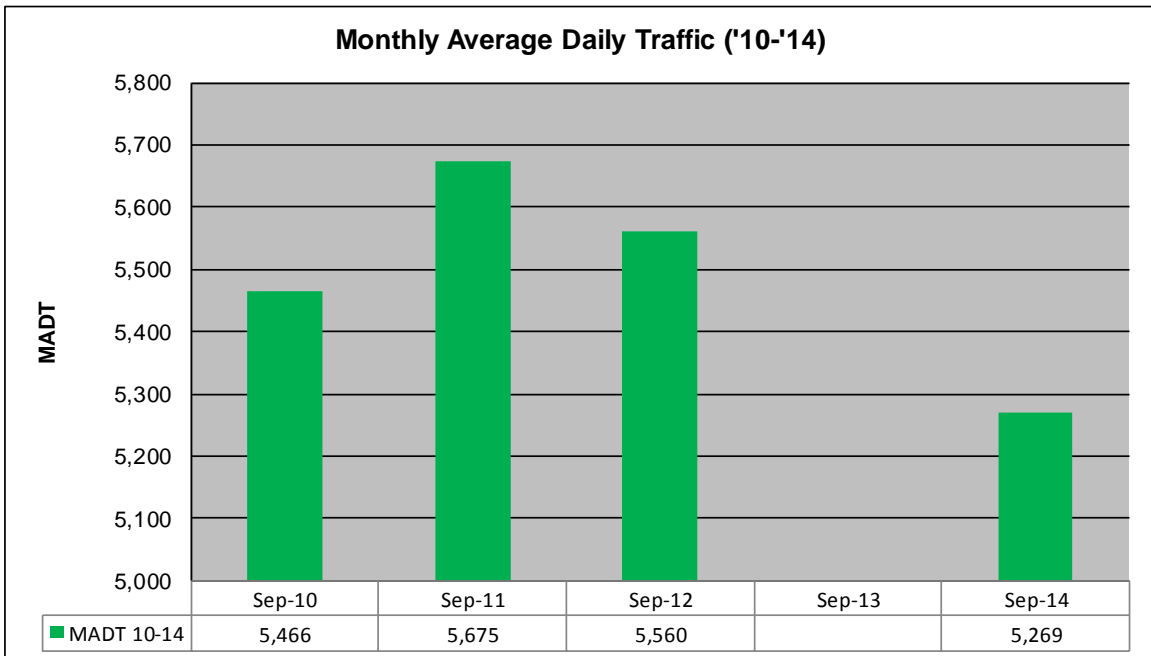
# MONTHLY REPORT, STATION NO. 197 (ATR)

## SEPTEMBER 2014

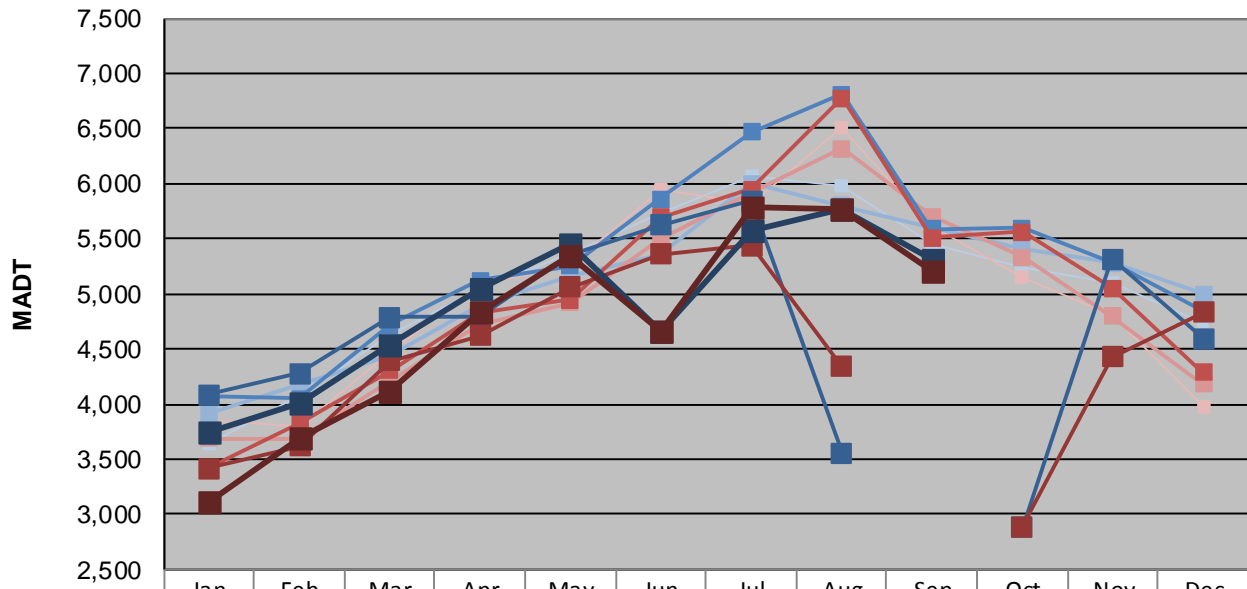
|  |                        |                                    |
|--|------------------------|------------------------------------|
| Station Measurement: VOLUME/SPEED/CLASS            |                        |                                    |
| Route: TH 60                                       | Route Direction: E/W   | Lanes: 4                           |
| County: Watonwan                                   | Closest City: St James |                                    |
| Functional Class: Rural Principal Arterial - Other |                        |                                    |
| Location: .7 MI W OF W JCT OF TH4, SW OF ST JAMES  |                        |                                    |
| Ref Post: 064+00.850                               | True Mile: 64.929      | Sequence No. 9830                  |
| <b>Volume: 158,069</b>                             |                        | <b>MADT: 5,269</b>                 |
| <b>Weekday (M-F) MADT: 5,316</b>                   |                        | <b>Weekend (Sa-Su) MADT: 5,212</b> |



Note: No data September 2013; road closed for reconstruction... Decrease in traffic August/October 2013 and June/July 2014 due to construction on TH 60... Currently reports data from WIM station #27



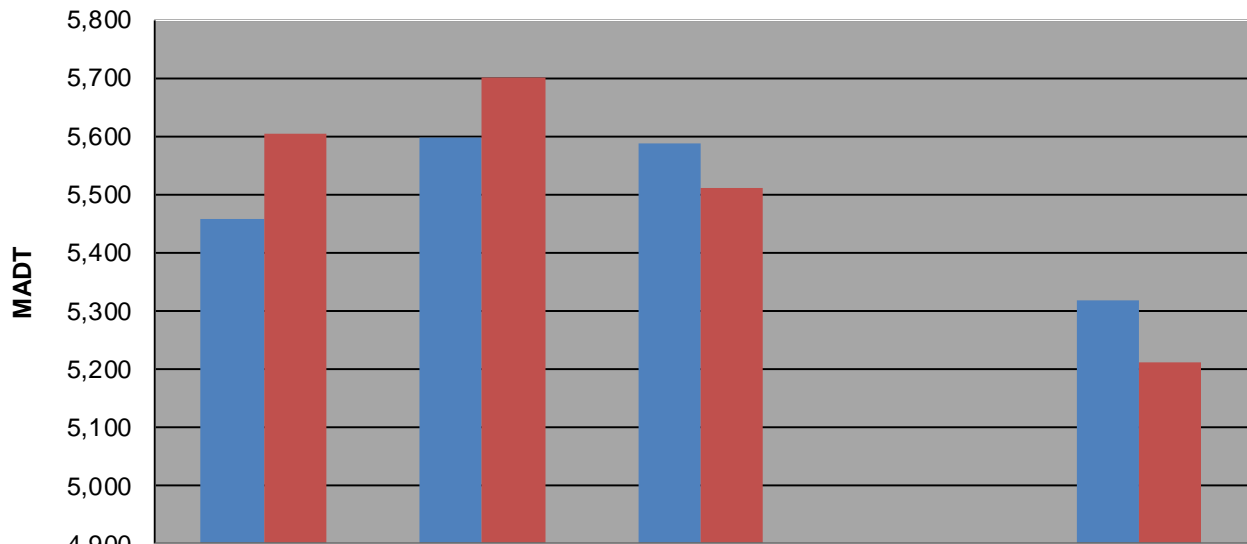
### Weekday (WD)/Weekend (WE) Monthly Average Daily Traffic



|        | Jan   | Feb   | Mar   | Apr   | May   | Jun   | Jul   | Aug   | Sep   | Oct   | Nov   | Dec   |
|--------|-------|-------|-------|-------|-------|-------|-------|-------|-------|-------|-------|-------|
| '10 WD | 3,646 | 4,078 | 4,630 | 5,048 | 5,360 | 5,726 | 6,076 | 5,980 | 5,458 | 5,242 | 5,102 | 4,736 |
| '10 WE | 3,844 | 3,794 | 4,472 | 5,080 | 5,266 | 5,952 | 5,830 | 6,510 | 5,604 | 5,158 | 4,802 | 3,966 |
| '11 WD | 3,904 | 4,172 | 4,446 | 4,906 | 5,166 | 5,358 | 6,000 | 5,798 | 5,598 | 5,416 | 5,280 | 4,998 |
| '11 WE | 3,690 | 3,688 | 4,220 | 4,714 | 4,916 | 5,488 | 5,924 | 6,314 | 5,702 | 5,334 | 4,794 | 4,178 |
| '12 WD | 4,076 | 4,050 | 4,720 | 5,120 | 5,252 | 5,860 | 6,464 | 6,808 | 5,586 | 5,596 | 5,288 | 4,844 |
| '12 WE | 3,420 | 3,828 | 4,300 | 4,832 | 4,948 | 5,690 | 5,952 | 6,780 | 5,512 | 5,564 | 5,048 | 4,284 |
| '13 WD | 4,080 | 4,280 | 4,790 | 4,792 | 5,354 | 5,626 | 5,840 | 3,560 |       | 2,882 | 5,314 | 4,592 |
| '13 WE | 3,412 | 3,614 | 4,396 | 4,624 | 5,064 | 5,356 | 5,436 | 4,336 |       | 2,884 | 4,430 | 4,832 |
| '14 WD | 3,752 | 4,002 | 4,530 | 5,040 | 5,444 | 4,668 | 5,570 | 5,766 | 5,316 |       |       |       |
| '14 WE | 3,116 | 3,696 | 4,110 | 4,840 | 5,352 | 4,660 | 5,792 | 5,772 | 5,212 |       |       |       |

Note: 'Weekday' defined as Monday-Friday, 'Weekend' defined as Saturday-Sunday

### Weekday/Weekend Monthly Average Daily Traffic ('10-'14)



|         | Sep-10 | Sep-11 | Sep-12 | Sep-13 | Sep-14 |
|---------|--------|--------|--------|--------|--------|
| Weekday | 5,458  | 5,598  | 5,586  |        | 5,316  |
| Weekend | 5,604  | 5,702  | 5,512  |        | 5,212  |