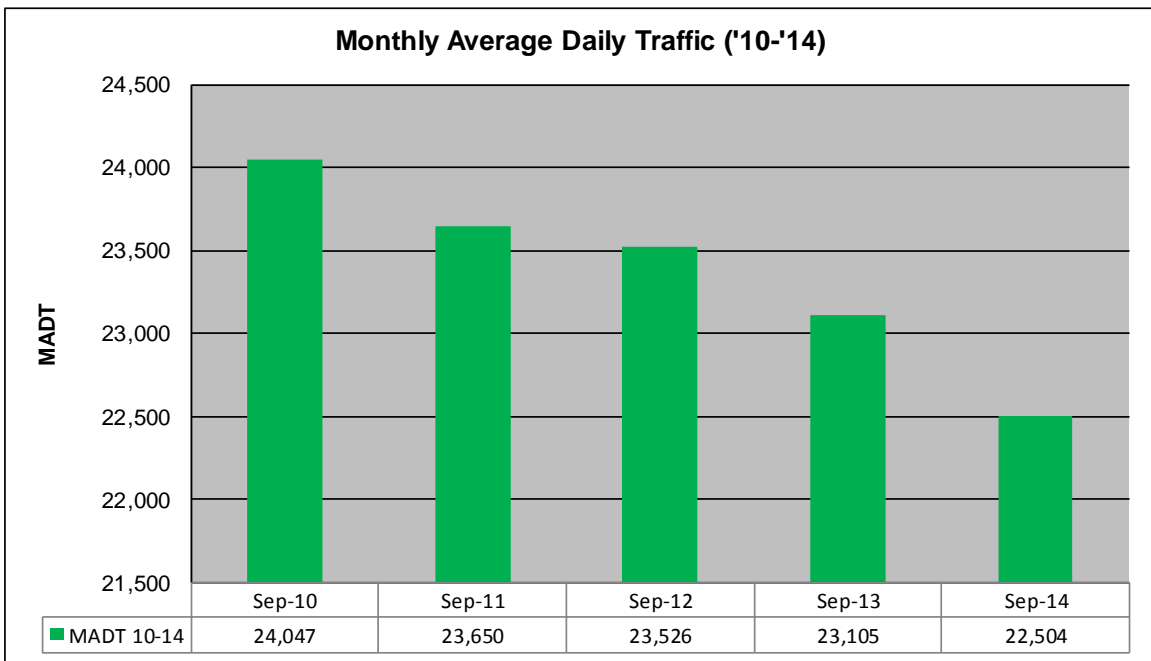
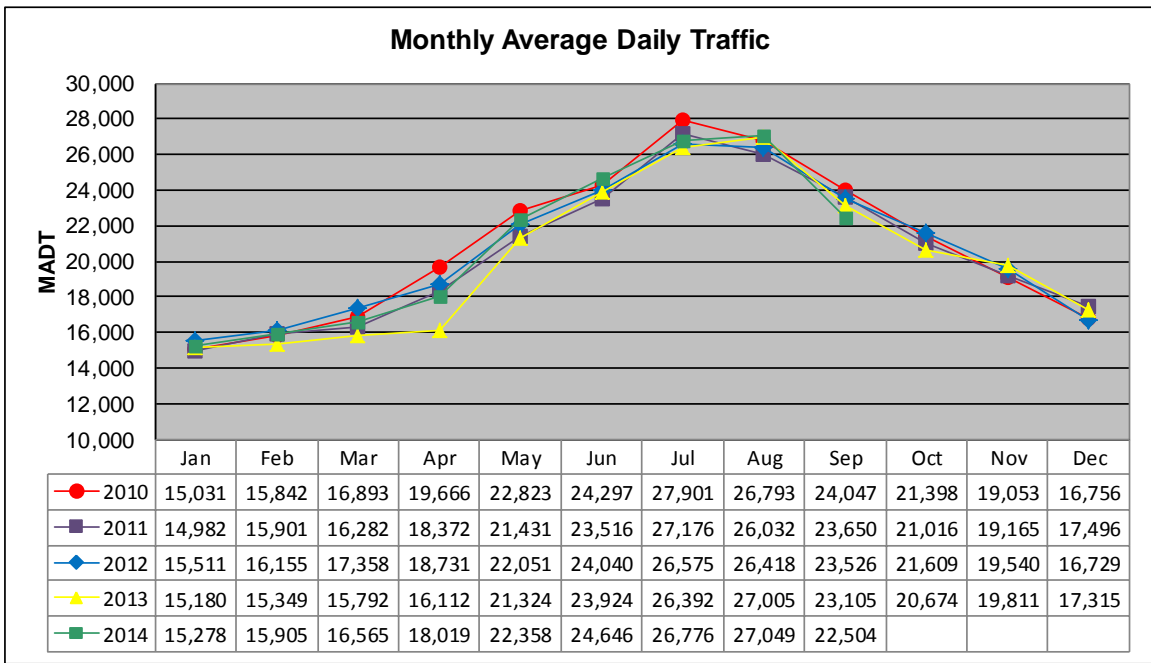


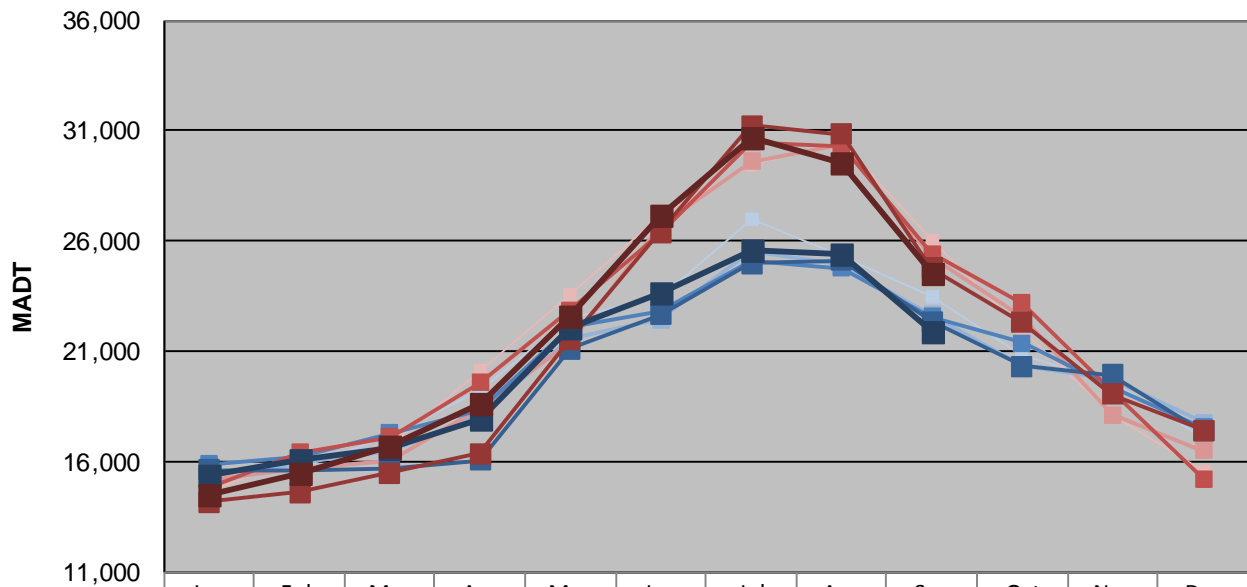
MONTHLY REPORT, STATION NO. 187 (ATR)

SEPTEMBER 2014

Station Measurement: VOLUME/SPEED/CLASS		
Route: TH 10	Route Direction: N/S	Lanes: 4
County: Benton	Closest City: Rice	
Functional Class: Rural Principal Arterial - Other		
Location: .8 MI S OF CR40 (155TH ST NW), N OF RICE		
Ref Post: 160+00.404	True Mile: 163.637	Sequence No. 6775
Volume: 675,121		MADT: 22,504
Weekday (M-F) MADT: 21,924		Weekend (Sa-Su) MADT: 24,546



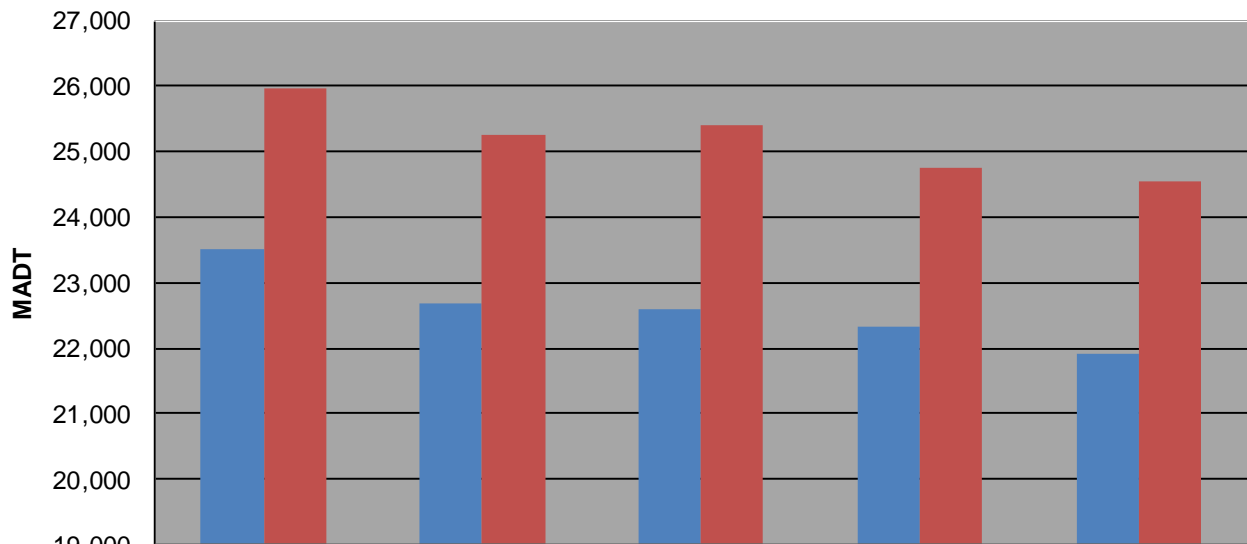
Weekday (WD)/Weekend (WE) Monthly Average Daily Traffic



	Jan	Feb	Mar	Apr	May	Jun	Jul	Aug	Sep	Oct	Nov	Dec
'10 WD	15,044	15,726	17,146	19,254	22,468	23,492	26,968	25,340	23,512	20,812	19,596	17,062
'10 WE	14,714	16,134	16,712	20,106	23,590	27,170	29,424	30,530	25,980	21,968	18,100	15,598
'11 WD	14,958	15,984	16,514	18,158	21,592	22,450	25,554	24,880	22,678	20,388	19,754	17,758
'11 WE	15,134	15,668	16,068	18,402	21,394	26,714	29,586	30,410	25,256	22,574	18,110	16,512
'12 WD	15,872	16,196	17,278	18,344	22,126	22,824	25,080	24,788	22,582	21,392	19,406	17,538
'12 WE	14,816	16,420	17,100	19,594	22,888	26,334	30,504	30,262	25,416	23,190	19,182	15,240
'13 WD	15,618	15,642	15,698	16,078	21,116	22,678	24,988	25,118	22,334	20,332	19,938	17,390
'13 WE	14,170	14,616	15,488	16,392	21,546	26,416	31,252	30,834	24,750	22,314	19,034	17,442
'14 WD	15,360	16,082	16,572	17,970	22,024	23,606	25,596	25,404	21,924			
'14 WE	14,526	15,466	16,670	18,650	22,558	27,166	30,656	29,556	24,546			

Note: 'Weekday' defined as Monday-Friday, 'Weekend' defined as Saturday-Sunday

Weekday/Weekend Monthly Average Daily Traffic ('10-'14)



	Sep-10	Sep-11	Sep-12	Sep-13	Sep-14
Weekday	23,512	22,678	22,582	22,334	21,924
Weekend	25,980	25,256	25,416	24,750	24,546