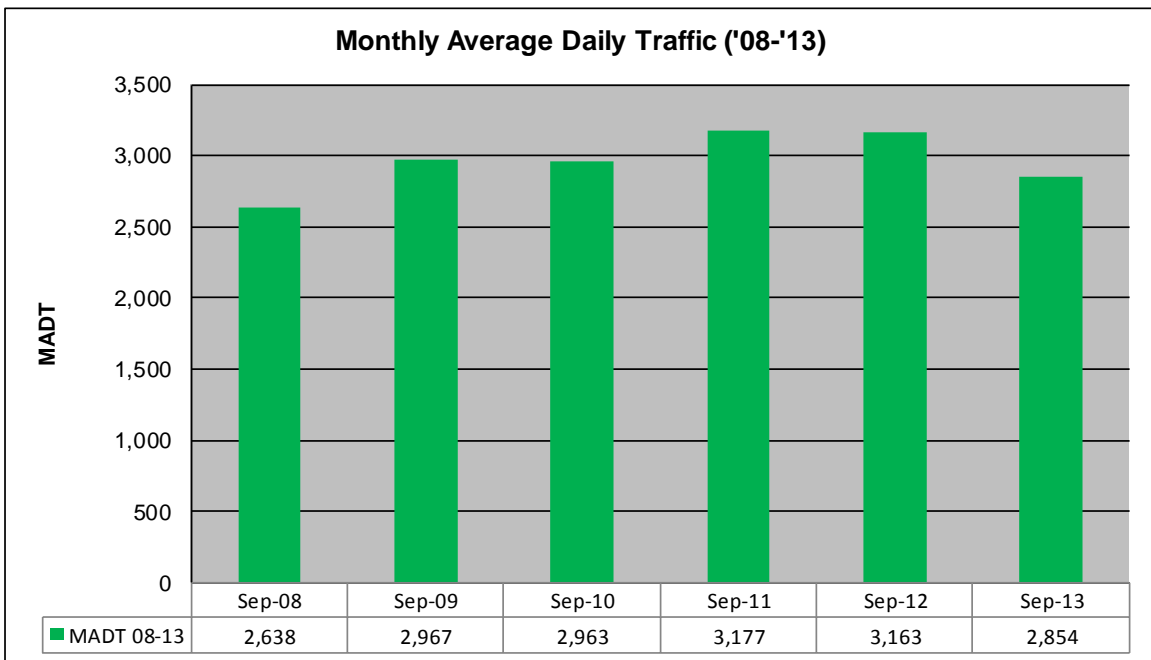
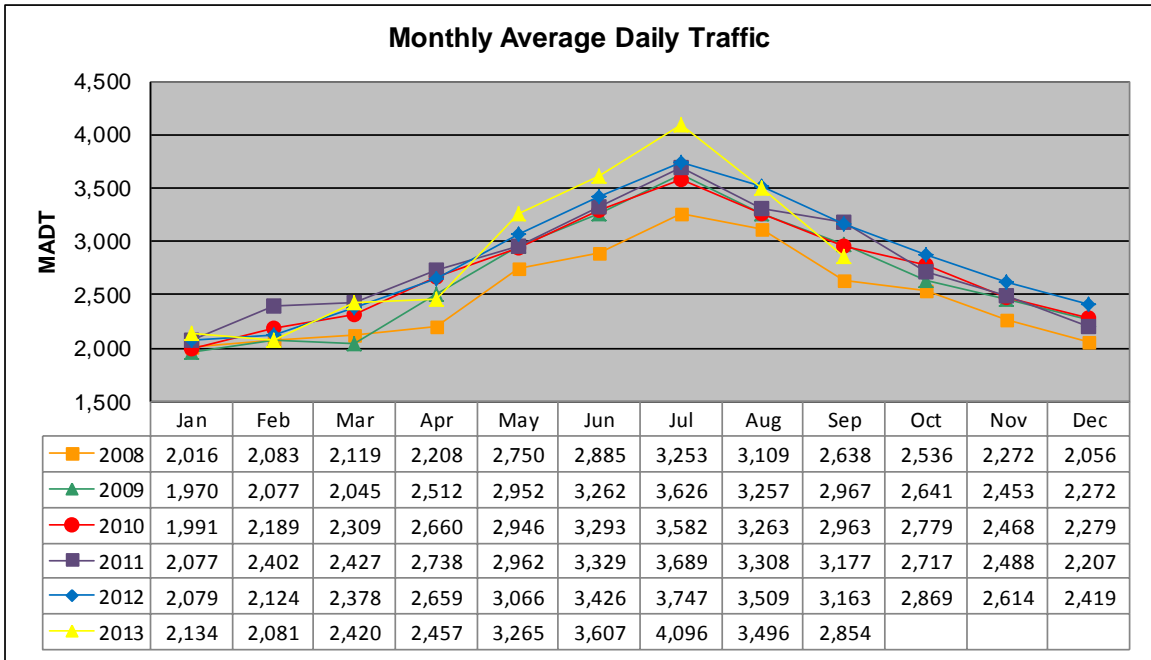


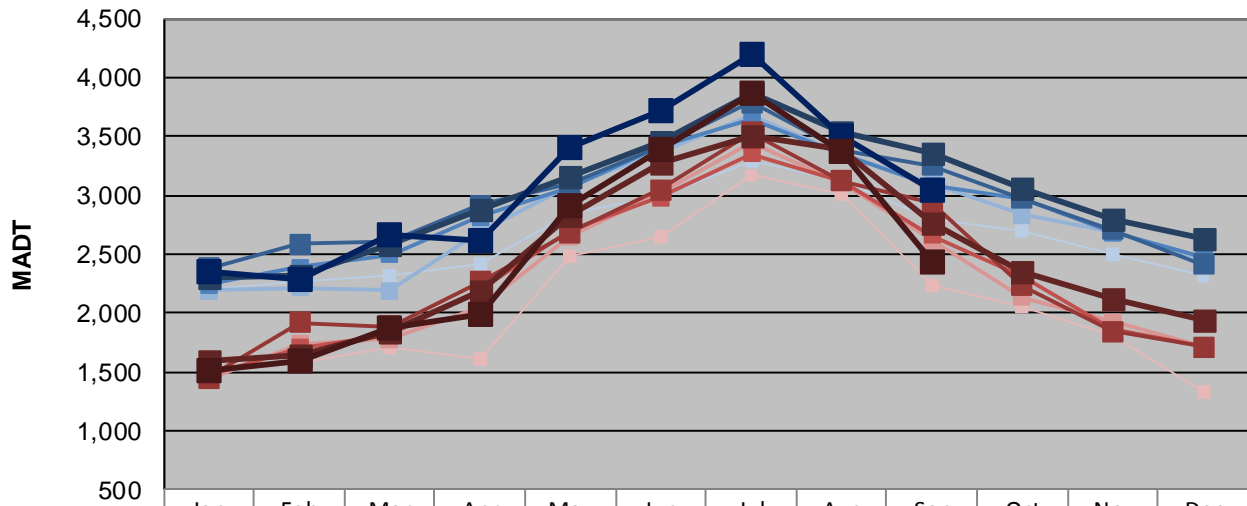
MONTHLY REPORT, STATION NO. 225 (ATR)

SEPTEMBER 2013

Station Measurement: VOLUME/SPEED/CLASS		
Route: TH 210	Route Direction: E/W	Lanes: 2
County: Ottertail	Closest City: Battle Lake	
Functional Class: Rural Principal Arterial - Other		
Location: 2 MI W OF CSAH47, W OF BATTLE LAKE		
Ref Post: 041+00.748	True Mile: 41.615	Sequence No. 6735
Volume: 85,615		MADT: 2,854
Weekday (M-F) MADT: 3,046		Weekend (Sa-Su) MADT: 2,438



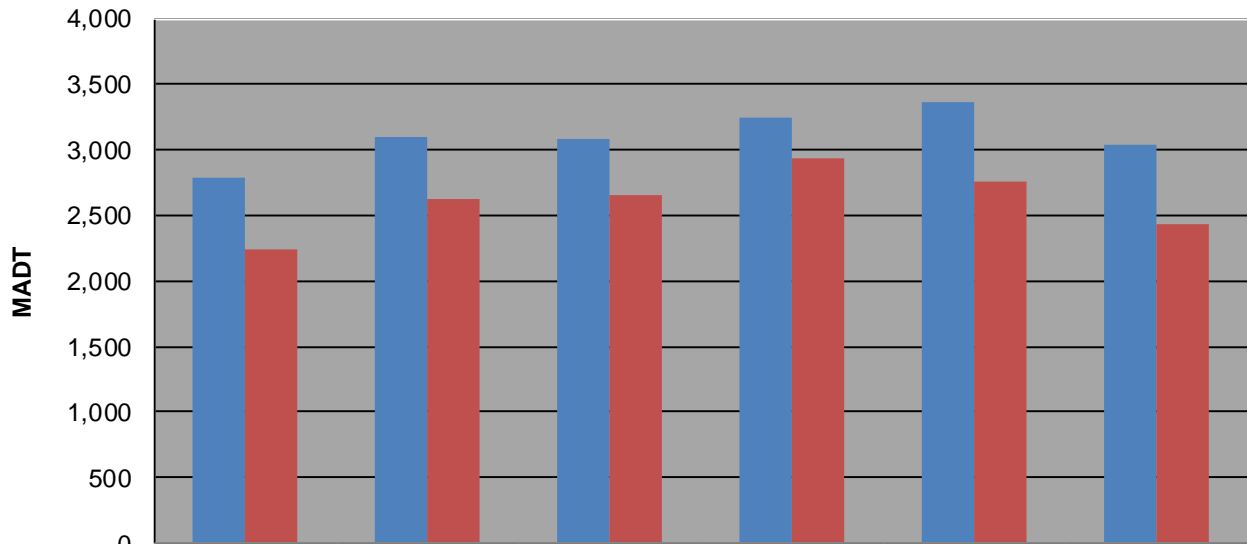
Weekday (WD)/Weekend (WE) Monthly Average Daily Traffic



	Jan	Feb	Mar	Apr	May	Jun	Jul	Aug	Sep	Oct	Nov	Dec
'08 WD	2,196	2,262	2,320	2,424	2,840	2,992	3,284	3,132	2,794	2,694	2,502	2,318
'08 WE	1,528	1,574	1,704	1,604	2,488	2,652	3,170	3,006	2,234	2,058	1,812	1,330
'09 WD	2,186	2,214	2,186	2,688	3,078	3,370	3,672	3,340	3,104	2,830	2,690	2,458
'09 WE	1,428	1,736	1,776	2,038	2,650	3,018	3,446	3,102	2,620	2,132	1,922	1,714
'10 WD	2,240	2,384	2,492	2,818	3,068	3,416	3,648	3,346	3,082	2,970	2,686	2,468
'10 WE	1,468	1,700	1,808	2,196	2,706	2,982	3,348	3,116	2,660	2,310	1,862	1,708
'11 WD	2,378	2,586	2,608	2,918	3,092	3,418	3,792	3,378	3,252	2,970	2,712	2,412
'11 WE	1,444	1,914	1,886	2,266	2,682	3,048	3,532	3,120	2,934	2,234	1,840	1,710
'12 WD	2,294	2,318	2,574	2,876	3,164	3,452	3,868	3,534	3,362	3,056	2,796	2,638
'12 WE	1,592	1,646	1,846	2,182	2,834	3,280	3,508	3,396	2,764	2,350	2,112	1,946
'13 WD	2,356	2,278	2,670	2,622	3,398	3,720	4,204	3,510	3,046			
'13 WE	1,508	1,592	1,868	1,992	2,906	3,384	3,872	3,376	2,438			

Note: 'Weekday' defined as Monday-Friday, 'Weekend' defined as Saturday-Sunday

Weekday/Weekend Monthly Average Daily Traffic ('08-'13)



	Sep-08	Sep-09	Sep-10	Sep-11	Sep-12	Sep-13
Weekday	2,794	3,104	3,082	3,252	3,362	3,046
Weekend	2,234	2,620	2,660	2,934	2,764	2,438