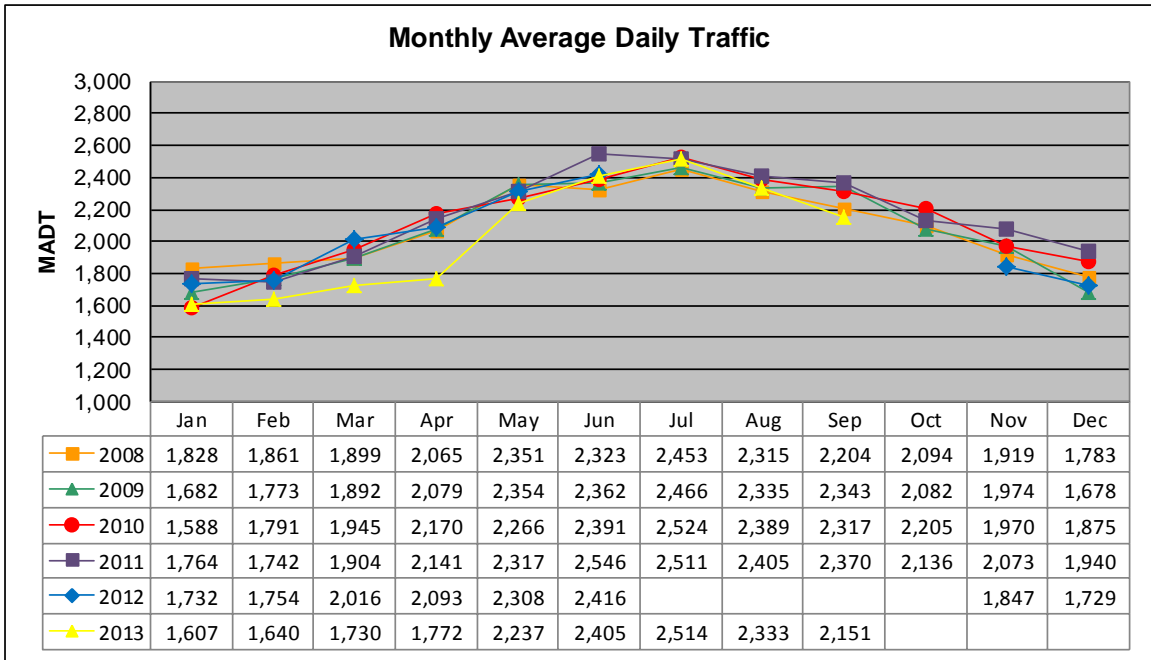


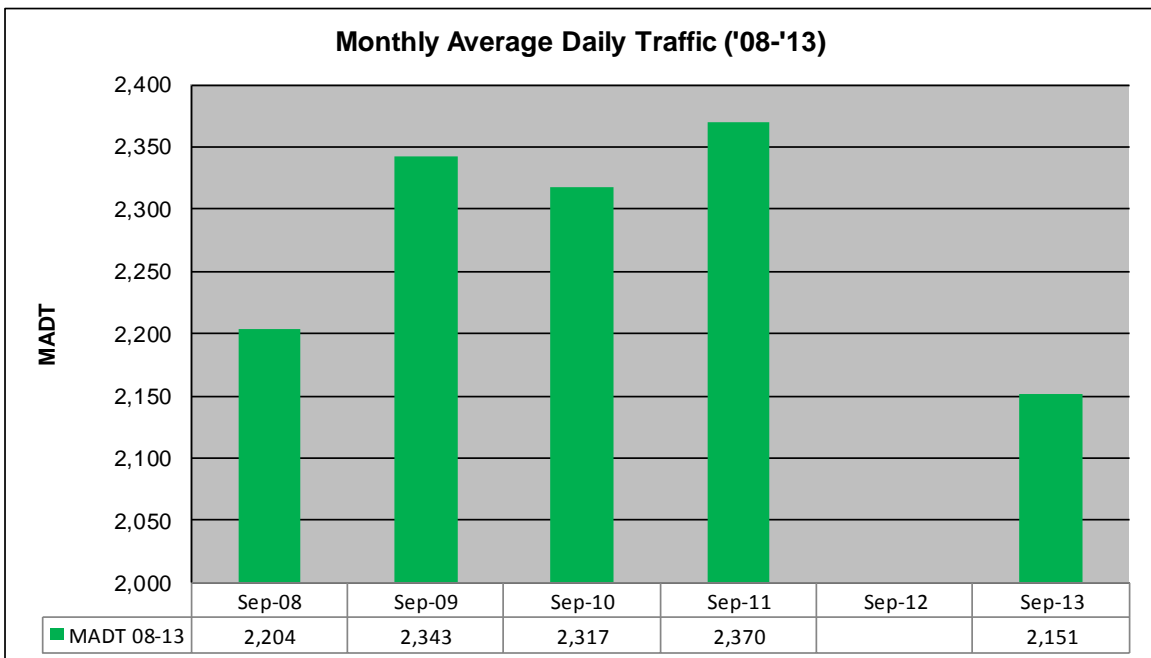
MONTHLY REPORT, STATION NO. 179 (ATR)

SEPTEMBER 2013

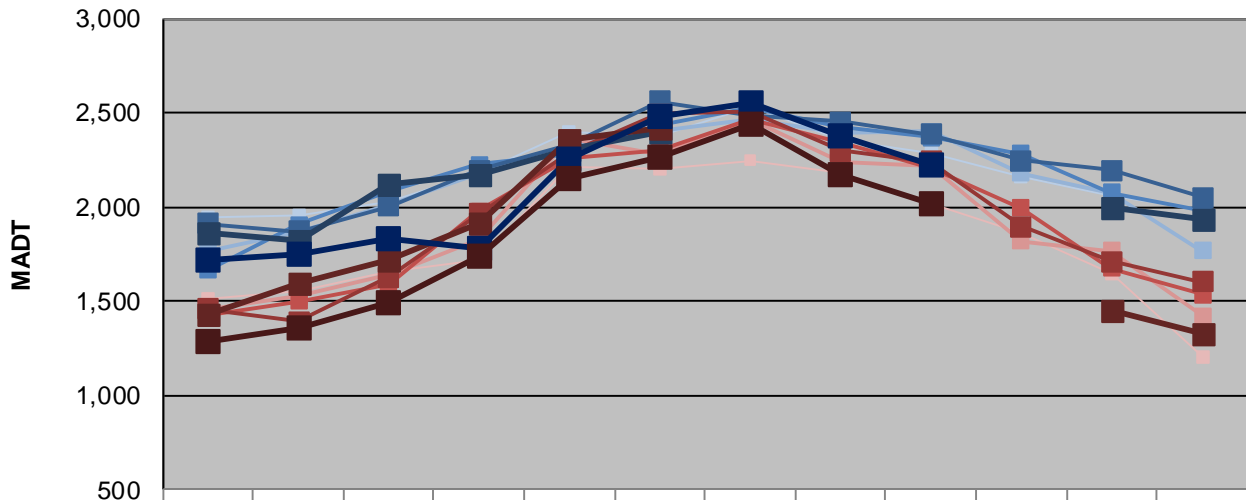
| | | |
|--|----------------------|------------------------------------|
| Station Measurement: VOLUME/SPEED/CLASS | | |
| Route: TH 59 | Route Direction: N/S | Lanes: 2 |
| County: Lyon | Closest City: Garvin | |
| Functional Class: Rural Principal Arterial - Other | | |
| Location: AT CSAH14 (110TH ST), E OF GARVIN | | |
| Ref Post: 056+00.631 | True Mile: 54.394 | Sequence No. 6746 |
| Volume: 64,539 | | MADT: 2,151 |
| Weekday (M-F) MADT: 2,224 | | Weekend (Sa-Su) MADT: 2,020 |



Note: No data from July to October 2012 due to construction on CSAH 14



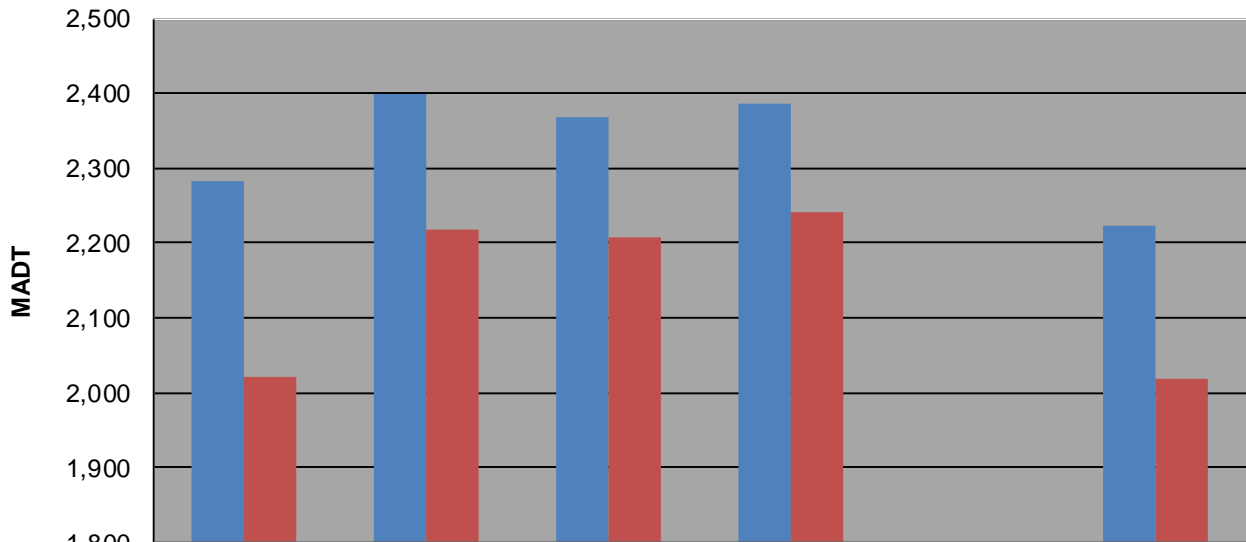
Weekday (WD)/Weekend (WE) Monthly Average Daily Traffic



| | Jan | Feb | Mar | Apr | May | Jun | Jul | Aug | Sep | Oct | Nov | Dec |
|--------|-------|-------|-------|-------|-------|-------|-------|-------|-------|-------|-------|-------|
| '08 WD | 1,946 | 1,960 | 2,026 | 2,186 | 2,396 | 2,378 | 2,532 | 2,360 | 2,282 | 2,164 | 2,056 | 1,990 |
| '08 WE | 1,516 | 1,554 | 1,658 | 1,720 | 2,210 | 2,204 | 2,246 | 2,184 | 2,022 | 1,862 | 1,646 | 1,200 |
| '09 WD | 1,766 | 1,872 | 2,012 | 2,174 | 2,334 | 2,402 | 2,460 | 2,390 | 2,400 | 2,178 | 2,072 | 1,766 |
| '09 WE | 1,456 | 1,524 | 1,644 | 1,828 | 2,366 | 2,284 | 2,460 | 2,234 | 2,218 | 1,818 | 1,768 | 1,424 |
| '10 WD | 1,664 | 1,908 | 2,080 | 2,228 | 2,276 | 2,430 | 2,524 | 2,426 | 2,368 | 2,280 | 2,078 | 1,984 |
| '10 WE | 1,424 | 1,500 | 1,590 | 1,976 | 2,256 | 2,300 | 2,466 | 2,344 | 2,208 | 1,996 | 1,676 | 1,534 |
| '11 WD | 1,910 | 1,872 | 2,002 | 2,196 | 2,332 | 2,558 | 2,482 | 2,452 | 2,386 | 2,244 | 2,194 | 2,052 |
| '11 WE | 1,458 | 1,390 | 1,630 | 1,964 | 2,286 | 2,494 | 2,508 | 2,296 | 2,242 | 1,896 | 1,712 | 1,604 |
| '12 WD | 1,862 | 1,824 | 2,116 | 2,176 | 2,304 | 2,396 | | | | | 1,996 | 1,932 |
| '12 WE | 1,434 | 1,592 | 1,720 | 1,916 | 2,354 | 2,414 | | | | | 1,450 | 1,322 |
| '13 WD | 1,722 | 1,754 | 1,828 | 1,780 | 2,256 | 2,478 | 2,554 | 2,378 | 2,224 | | | |
| '13 WE | 1,290 | 1,356 | 1,496 | 1,738 | 2,156 | 2,260 | 2,440 | 2,168 | 2,020 | | | |

Note: 'Weekday' defined as Monday-Friday, 'Weekend' defined as Saturday-Sunday

Weekday/Weekend Monthly Average Daily Traffic ('08-'13)



| | Sep-08 | Sep-09 | Sep-10 | Sep-11 | Sep-12 | Sep-13 |
|---------|--------|--------|--------|--------|--------|--------|
| Weekday | 2,282 | 2,400 | 2,368 | 2,386 | | 2,224 |
| Weekend | 2,022 | 2,218 | 2,208 | 2,242 | | 2,020 |