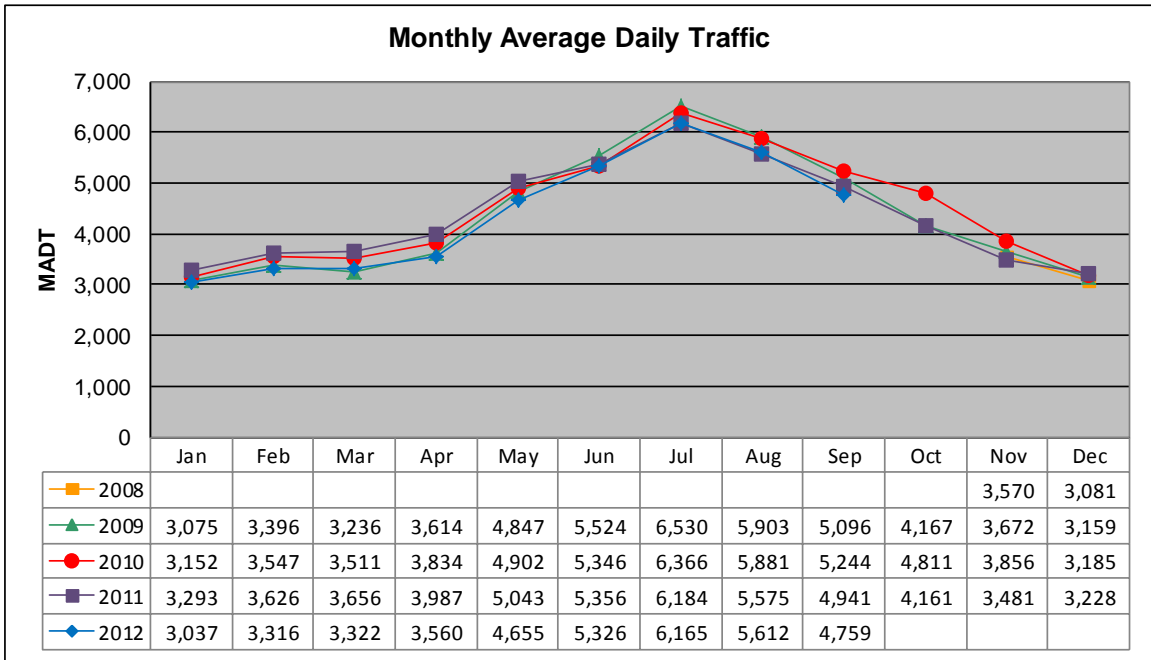


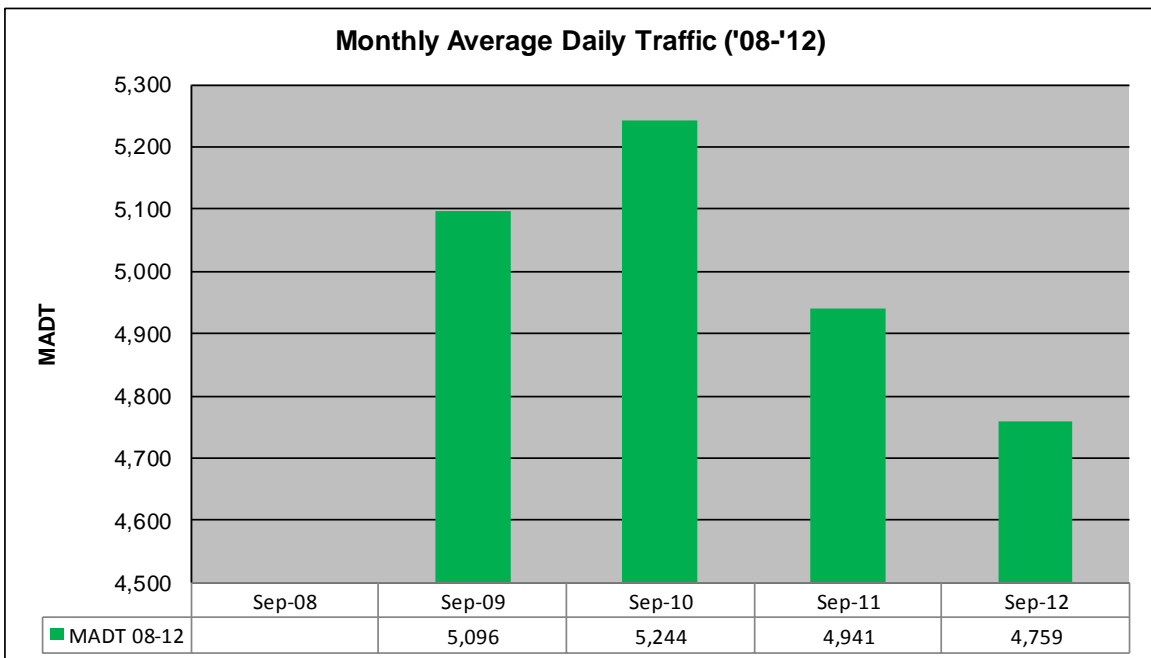
# MONTHLY REPORT, STATION NO. 223 (ATR)

## SEPTEMBER 2012

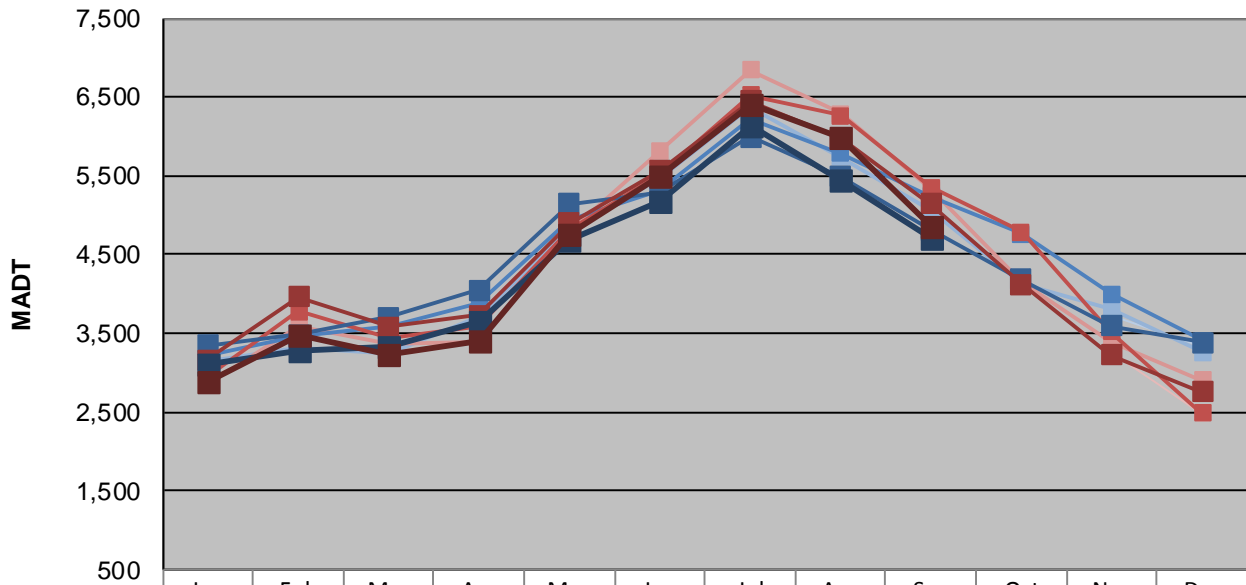
Station Measurement: VOLUME/SPEED/CLASS		
Route: TH 371	Route Direction: N/S	Lanes: 2
County: Cass	Closest City: Walker	
Functional Class: Rural Principal Arterial - Other		
Location: 1 MI S OF TH200, SE OF WALKER		
Ref Post: 085+00.636	True Mile: 79.984	Sequence No. 6772
<b>Volume: 142,761</b>		<b>MADT: 4,759</b>
<b>Weekday (M-F) MADT: 4,712</b>		<b>Weekend (Sa-Su) MADT: 4,852</b>



Note: No data January to October 2008 due to sensors destroyed by construction



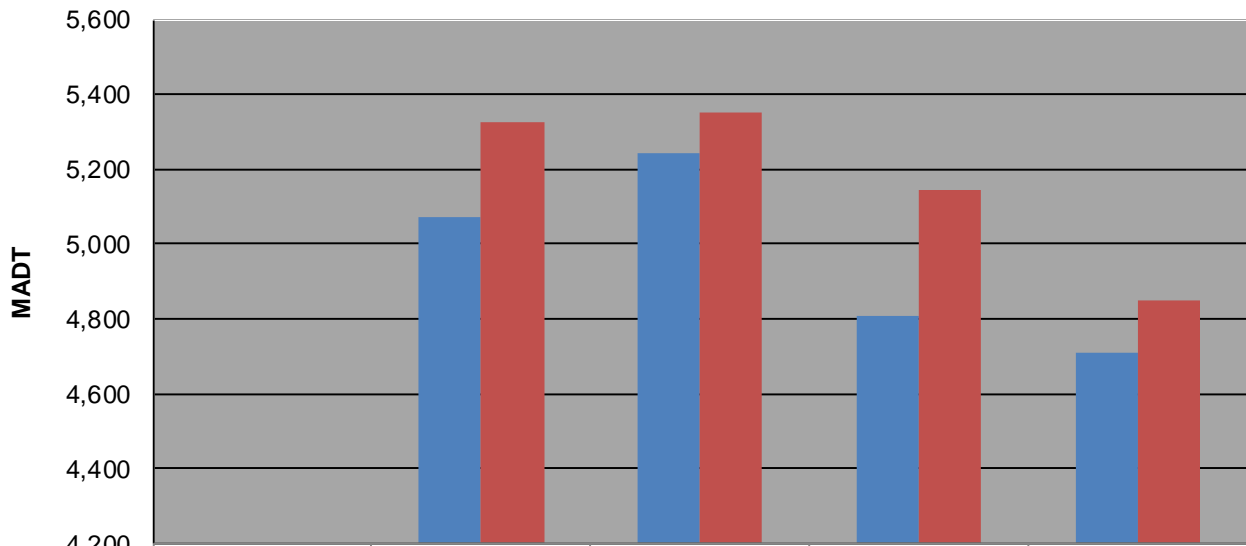
**Weekday (WD)/Weekend (WE) Monthly Average Daily Traffic**



	Jan	Feb	Mar	Apr	May	Jun	Jul	Aug	Sep	Oct	Nov	Dec
'08 WD											3,732	3,316
'08 WE											3,248	2,456
'09 WD	3,134	3,320	3,230	3,710	4,814	5,454	6,374	5,734	5,070	4,130	3,808	3,258
'09 WE	2,858	3,588	3,358	3,392	4,800	5,810	6,842	6,290	5,328	4,146	3,384	2,898
'10 WD	3,220	3,456	3,574	3,888	4,940	5,320	6,224	5,790	5,244	4,758	3,996	3,410
'10 WE	2,948	3,776	3,438	3,592	4,820	5,514	6,526	6,262	5,354	4,786	3,514	2,486
'11 WD	3,348	3,482	3,704	4,048	5,138	5,278	5,992	5,492	4,806	4,182	3,588	3,380
'11 WE	3,166	3,960	3,574	3,728	4,898	5,564	6,444	5,964	5,144	4,124	3,224	2,760
'12 WD	3,118	3,278	3,322	3,642	4,682	5,186	6,124	5,442	4,712			
'12 WE	2,876	3,480	3,226	3,410	4,748	5,500	6,410	5,984	4,852			

Note: 'Weekday' defined as Monday-Friday, 'Weekend' defined as Saturday-Sunday

**Weekday/Weekend Monthly Average Daily Traffic ('08-'12)**



	Sep-08	Sep-09	Sep-10	Sep-11	Sep-12
Weekday		5,070	5,244	4,806	4,712
Weekend		5,328	5,354	5,144	4,852