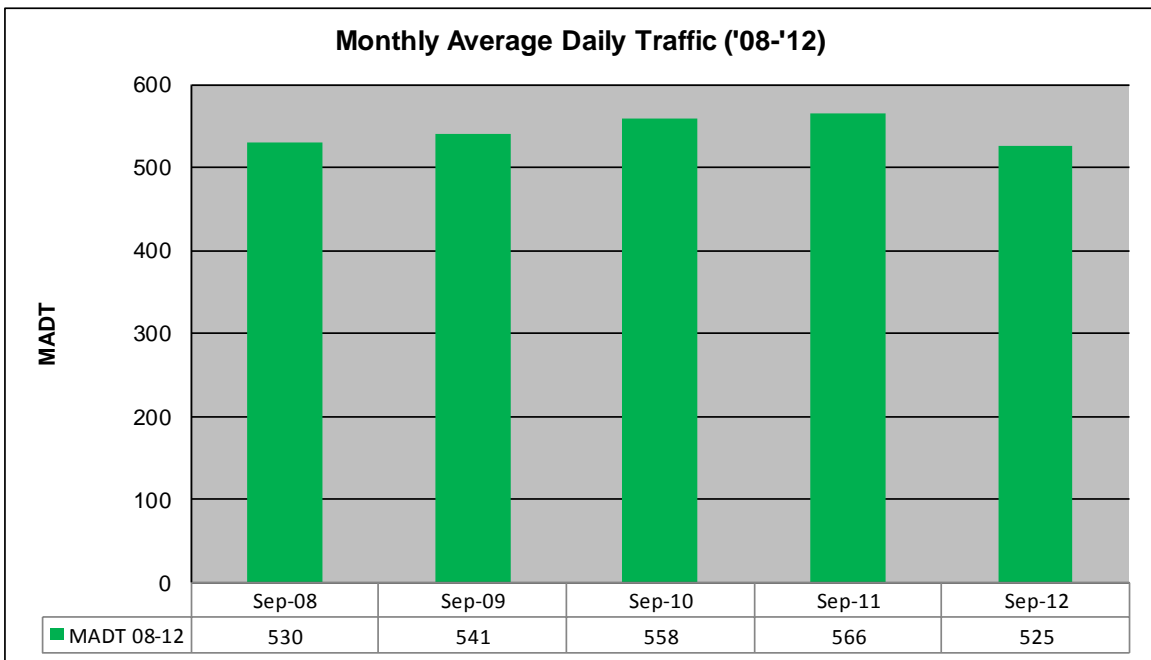
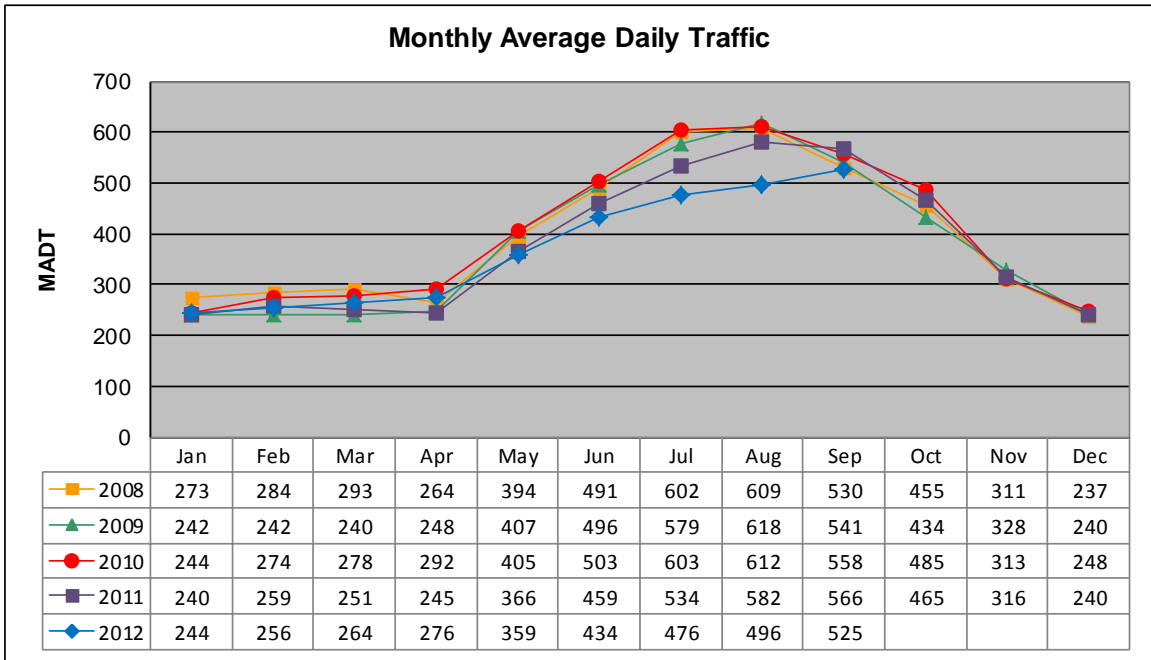


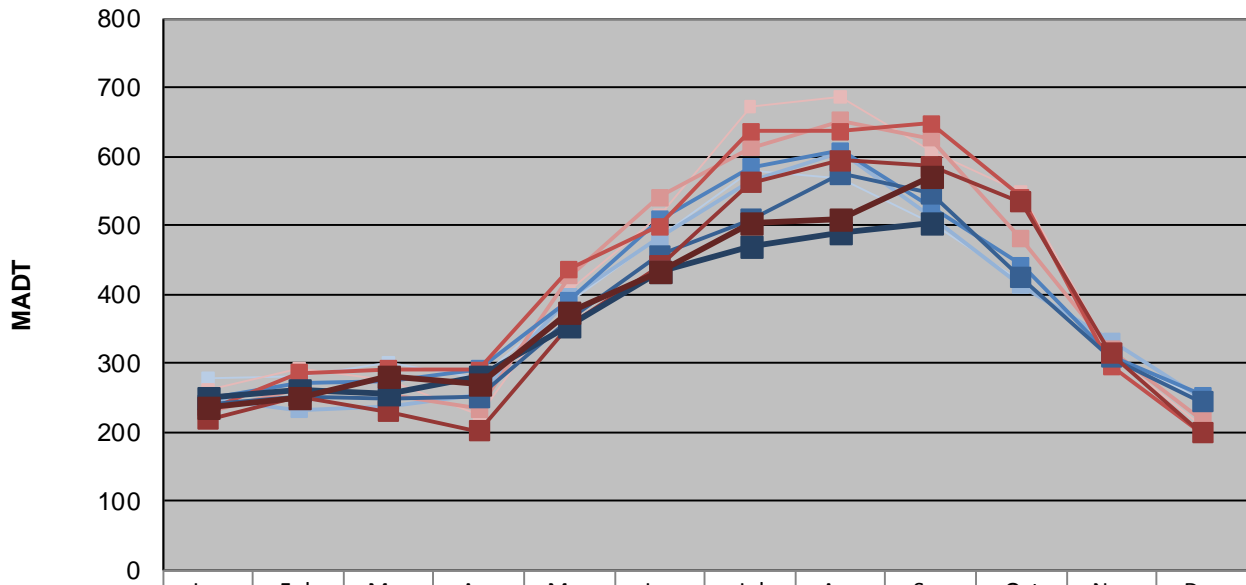
MONTHLY REPORT, STATION NO. 214 (ATR)

SEPTEMBER 2012

Station Measurement: VOLUME		
Route: TH 1	Route Direction: N/S	Lanes: 2
County: Lake	Closest City: Silver Bay	
Functional Class: Rural Minor Arterial		
Location: 1 MI NW OF CSAH7, N OF SILVER BAY		
Ref Post: 342+00.110	True Mile: 338.881	Sequence No. 6758
Volume: 15,760		MADT: 525
Weekday (M-F) MADT: 502		Weekend (Sa-Su) MADT: 572



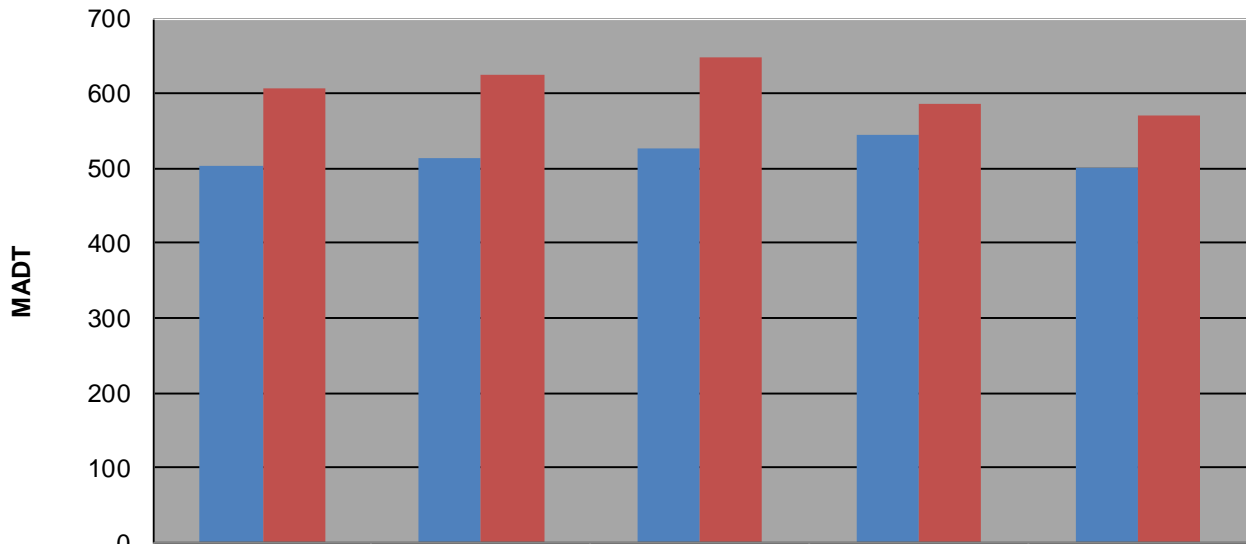
Weekday (WD)/Weekend (WE) Monthly Average Daily Traffic



	Jan	Feb	Mar	Apr	May	Jun	Jul	Aug	Sep	Oct	Nov	Dec
'08 WD	278	280	302	278	388	484	580	568	504	418	312	248
'08 WE	262	292	276	224	406	514	672	686	606	548	312	208
'09 WD	248	232	238	254	396	482	564	606	514	412	332	248
'09 WE	228	264	254	234	426	540	612	652	626	480	320	218
'10 WD	248	270	274	292	392	508	584	608	526	442	310	254
'10 WE	232	286	292	290	436	498	636	636	648	540	296	198
'11 WD	240	252	248	250	364	456	508	574	546	424	308	244
'11 WE	218	252	230	202	356	440	562	594	586	534	314	198
'12 WD	250	260	256	280	354	434	470	490	502			
'12 WE	236	250	280	270	374	432	502	510	572			

Note: 'Weekday' defined as Monday-Friday, 'Weekend' defined as Saturday-Sunday

Weekday/Weekend Monthly Average Daily Traffic ('08-'12)



	Sep-08	Sep-09	Sep-10	Sep-11	Sep-12
Weekday	504	514	526	546	502
Weekend	606	626	648	586	572