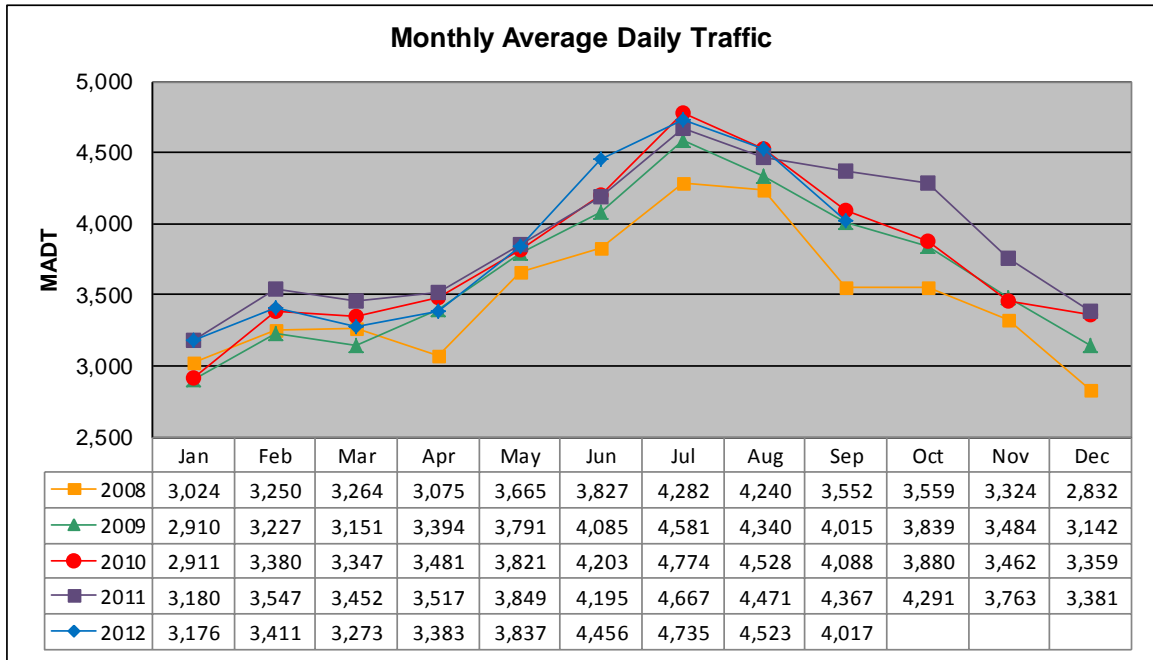


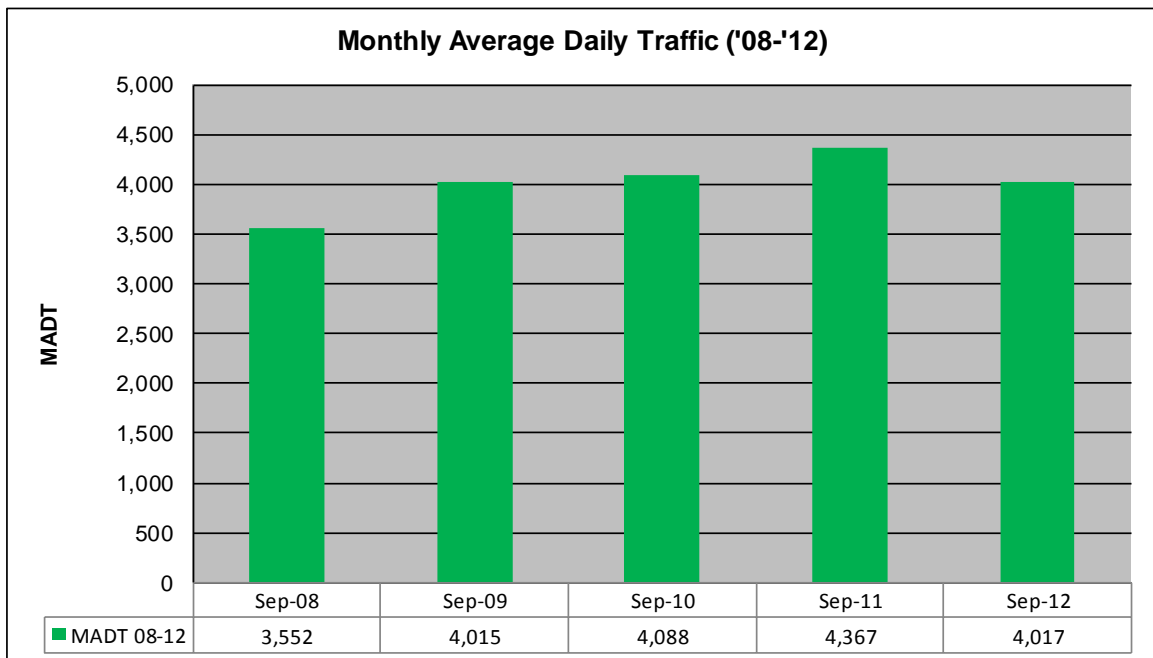
MONTHLY REPORT, STATION NO. 170 (ATR)

SEPTEMBER 2012

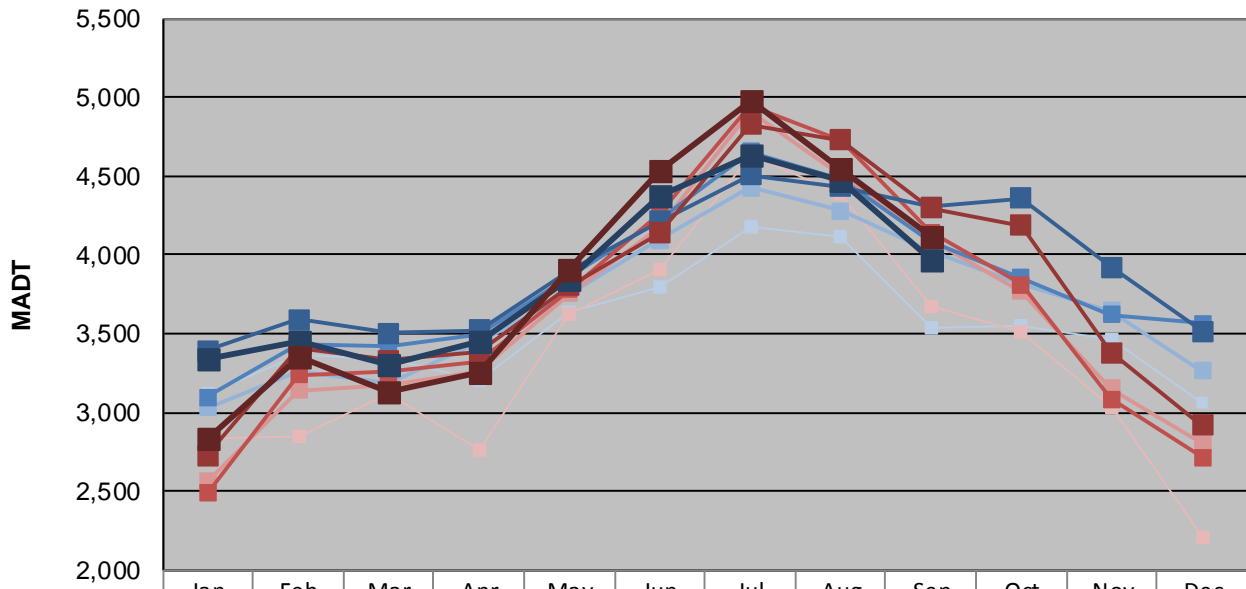
Station Measurement: VOLUME		
Route: TH 2	Route Direction: E/W	Lanes: 4
County: Clearwater		Closest City: Bagley
Functional Class: Rural Principal Arterial - Other		
Location: W OF CSAH20, W OF BAGLEY		
Ref Post: 083+00.956	True Mile: 83.397	Sequence No. 6725
Volume: 120,522		MADT: 4,017
Weekday (M-F) MADT: 3,972		Weekend (Sa-Su) MADT: 4,110



Note: Increase in traffic October 2011 due to hunting openers



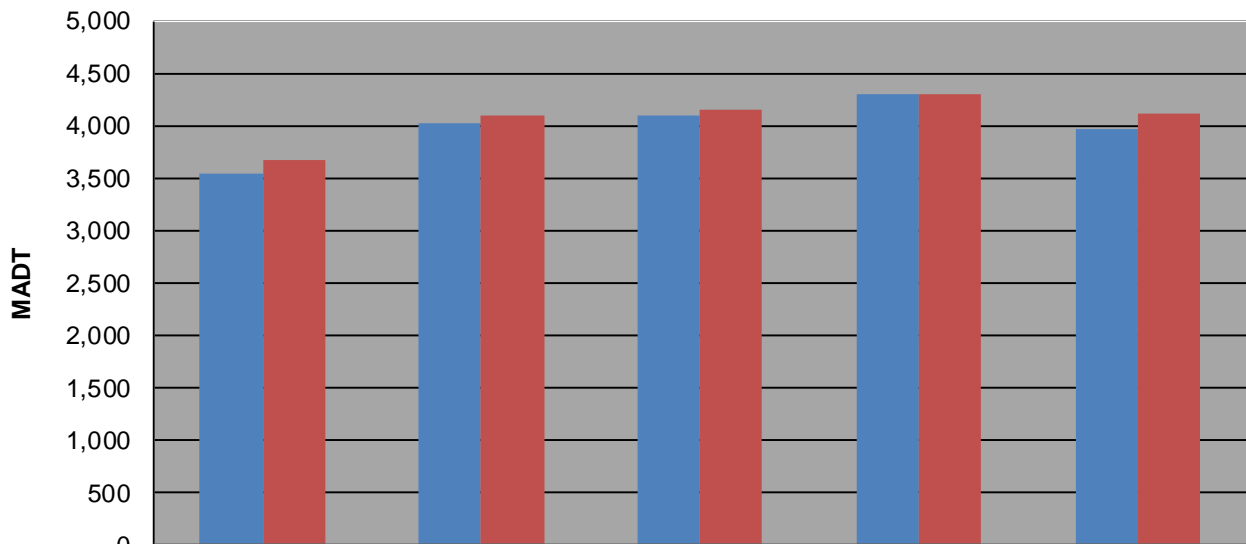
Weekday (WD)/Weekend (WE) Monthly Average Daily Traffic



	Jan	Feb	Mar	Apr	May	Jun	Jul	Aug	Sep	Oct	Nov	Dec
'08 WD	3,116	3,370	3,344	3,204	3,638	3,798	4,178	4,112	3,540	3,544	3,468	3,060
'08 WE	2,832	2,846	3,120	2,762	3,618	3,902	4,632	4,388	3,676	3,518	3,034	2,202
'09 WD	3,026	3,262	3,186	3,446	3,758	4,094	4,428	4,278	4,026	3,818	3,646	3,264
'09 WE	2,560	3,142	3,174	3,262	3,758	4,170	4,912	4,506	4,100	3,766	3,150	2,804
'10 WD	3,096	3,436	3,416	3,492	3,864	4,218	4,654	4,482	4,088	3,852	3,618	3,566
'10 WE	2,486	3,240	3,258	3,322	3,778	4,254	4,944	4,730	4,146	3,808	3,084	2,714
'11 WD	3,392	3,592	3,502	3,524	3,902	4,214	4,508	4,430	4,304	4,356	3,922	3,516
'11 WE	2,730	3,408	3,330	3,382	3,804	4,138	4,826	4,726	4,298	4,188	3,378	2,920
'12 WD	3,342	3,456	3,302	3,448	3,844	4,380	4,636	4,472	3,972			
'12 WE	2,840	3,356	3,128	3,254	3,912	4,534	4,980	4,544	4,110			

Note: 'Weekday' defined as Monday-Friday, 'Weekend' defined as Saturday-Sunday

Weekday/Weekend Monthly Average Daily Traffic ('08-'12)



	Sep-08	Sep-09	Sep-10	Sep-11	Sep-12
Weekday	3,540	4,026	4,088	4,304	3,972
Weekend	3,676	4,100	4,146	4,298	4,110