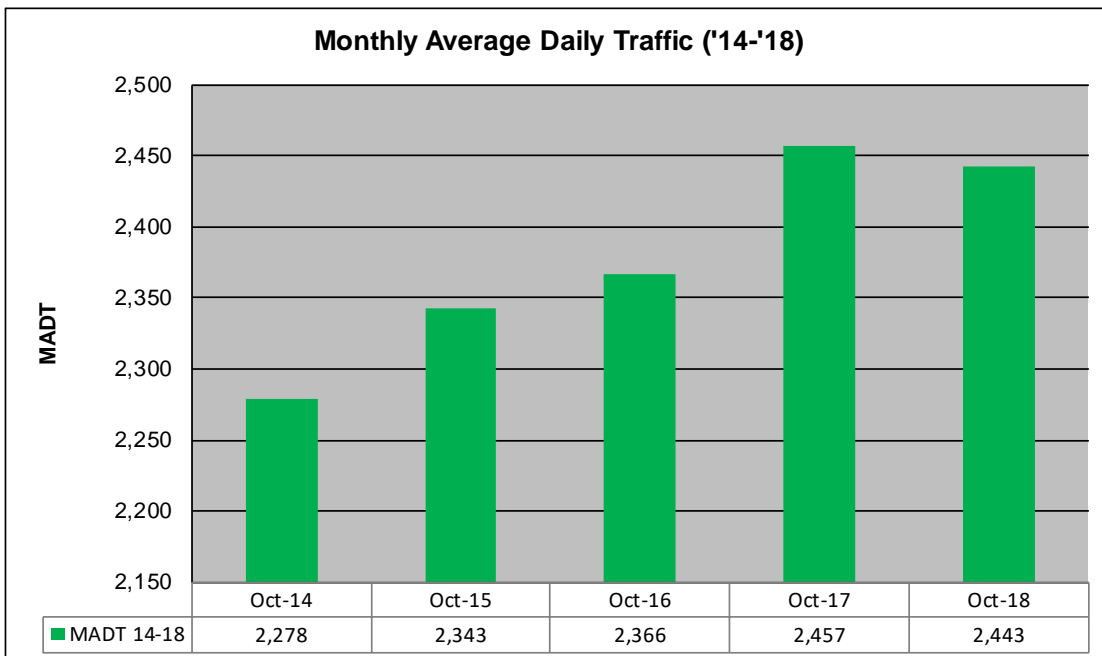
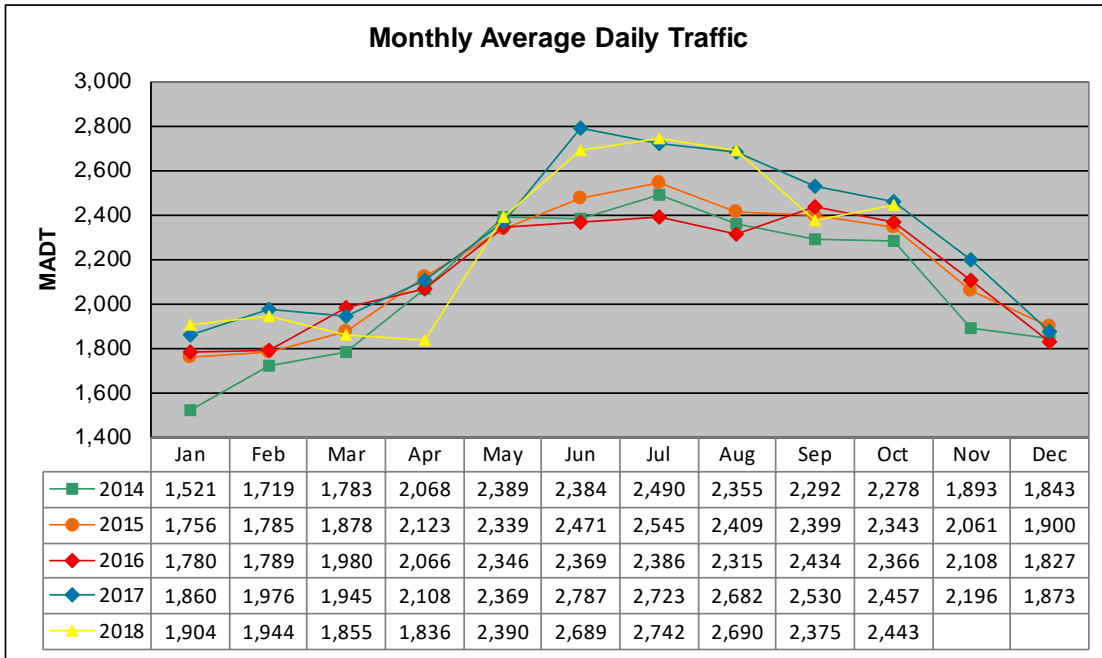


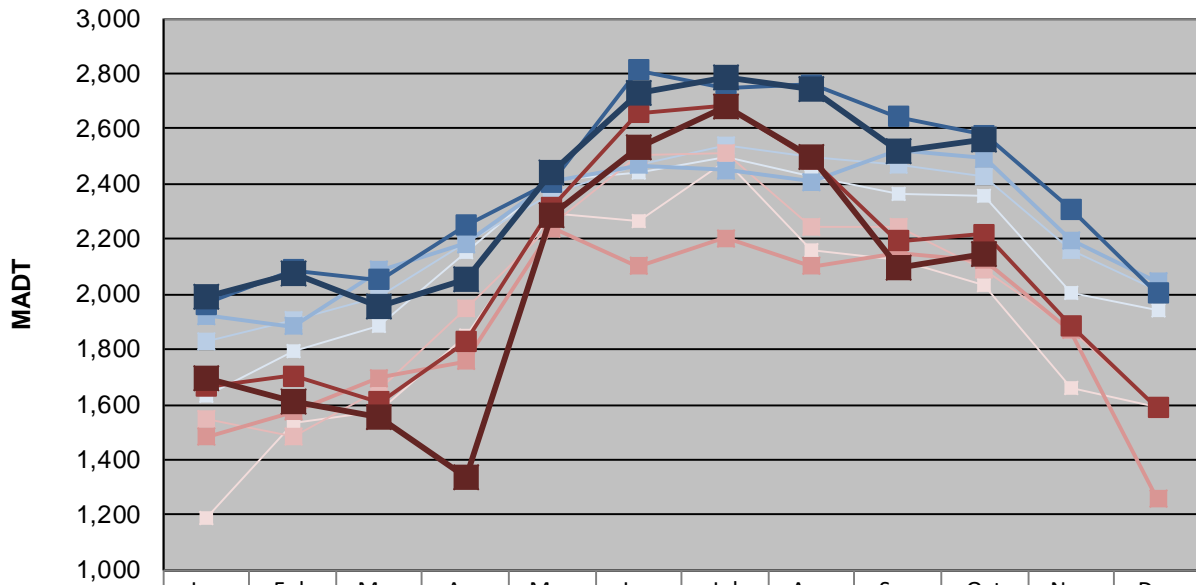
MONTHLY REPORT, STATION NO. 179 (ATR)

OCTOBER 2018

Station Measurement: VOLUME/SPEED/CLASS		
Route: TH 59	Route Direction: N/S	Lanes: 2
County: Lyon		Closest City: Garvin
Functional Class: Rural Principal Arterial - Other		
Location: AT CSAH14 (110TH ST), E OF GARVIN		
Ref Post: 056+00.631	True Mile: 54.394	Sequence No. 6746
Volume: 75,726		MADT: 2,443
Weekday (M-F) MADT: 2,564		Weekend (Sa-Su) MADT: 2,148



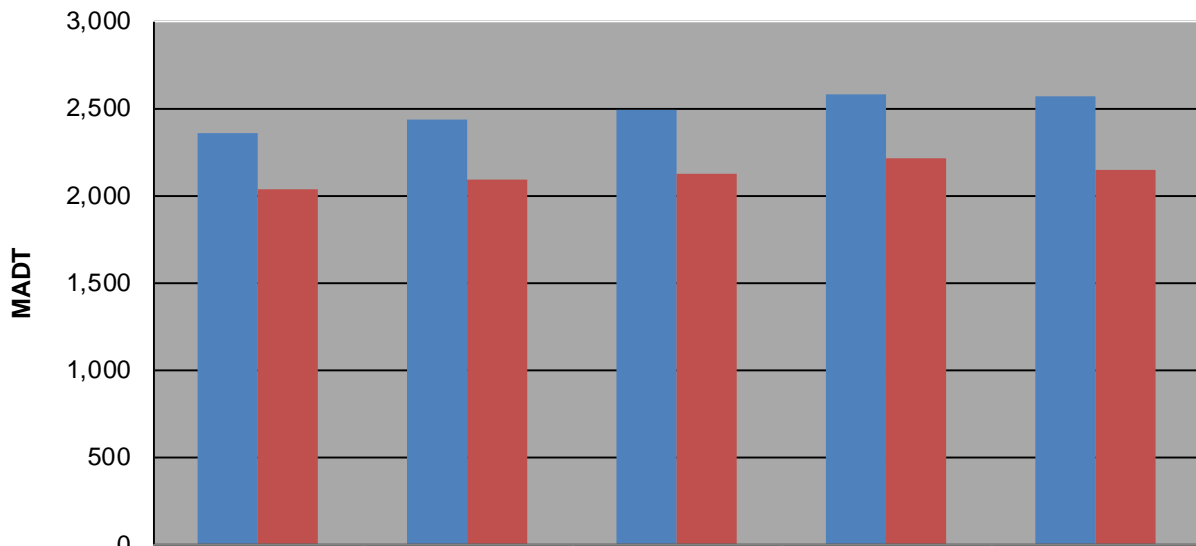
Weekday (WD)/Weekend (WE) Monthly Average Daily Traffic



	Jan	Feb	Mar	Apr	May	Jun	Jul	Aug	Sep	Oct	Nov	Dec
'14 WD	1,632	1,796	1,886	2,150	2,410	2,444	2,496	2,428	2,366	2,354	2,008	1,940
'14 WE	1,186	1,530	1,576	1,852	2,290	2,268	2,484	2,162	2,122	2,034	1,662	1,588
'15 WD	1,828	1,906	1,992	2,190	2,364	2,472	2,540	2,496	2,470	2,430	2,158	2,012
'15 WE	1,548	1,486	1,650	1,948	2,250	2,502	2,512	2,244	2,246	2,086	1,870	1,580
'16 WD	1,922	1,882	2,088	2,184	2,412	2,468	2,450	2,408	2,520	2,492	2,196	2,044
'16 WE	1,482	1,574	1,696	1,758	2,240	2,100	2,204	2,102	2,146	2,122	1,870	1,258
'17 WD	1,966	2,086	2,052	2,248	2,408	2,812	2,750	2,758	2,644	2,578	2,308	2,004
'17 WE	1,666	1,704	1,608	1,828	2,316	2,658	2,682	2,488	2,194	2,218	1,886	1,588
'18 WD	1,992	2,078	1,956	2,054	2,438	2,732	2,786	2,744	2,516	2,564		
'18 WE	1,694	1,610	1,554	1,336	2,288	2,534	2,682	2,498	2,098	2,148		

Note: 'Weekday' defined as Monday-Friday, 'Weekend' defined as Saturday-Sunday

Weekday/Weekend Monthly Average Daily Traffic ('14-'18)



	Oct-14	Oct-15	Oct-16	Oct-17	Oct-18
Weekday	2,354	2,430	2,492	2,578	2,564
Weekend	2,034	2,086	2,122	2,218	2,148