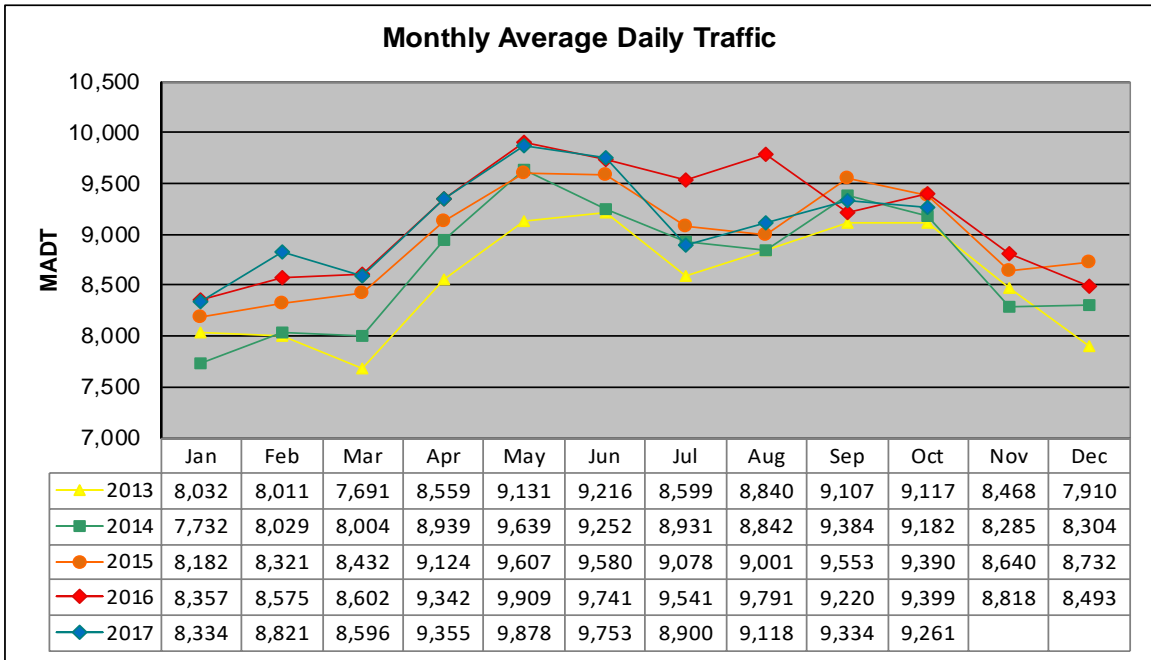


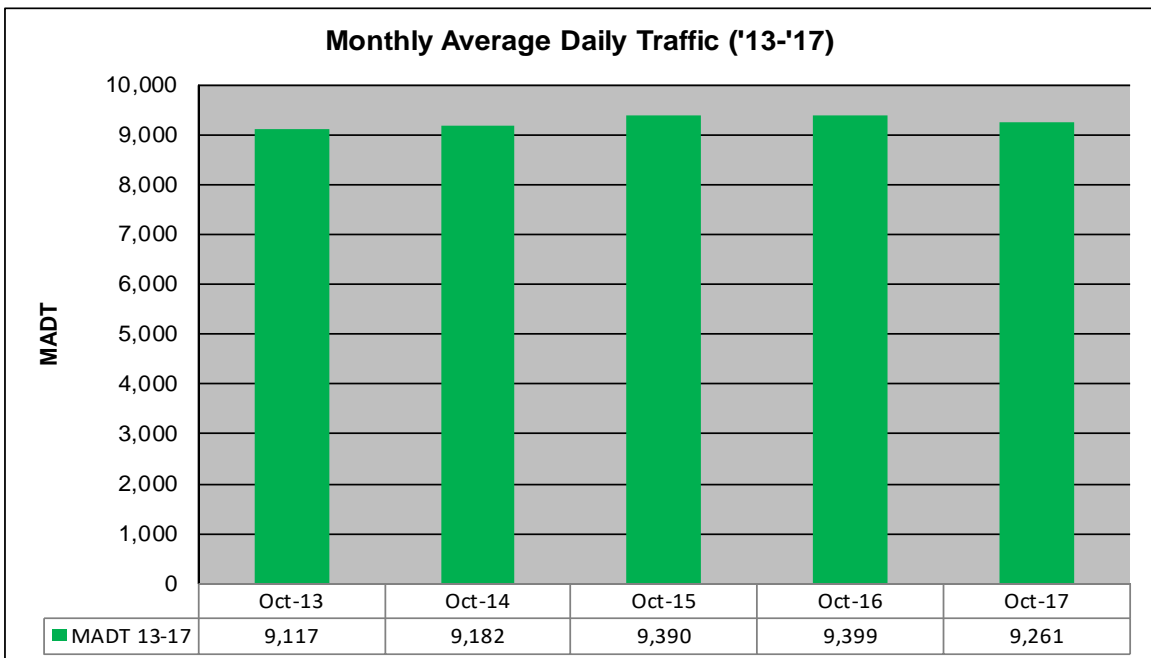
MONTHLY REPORT, STATION NO. 458 (ATR)

OCTOBER 2017

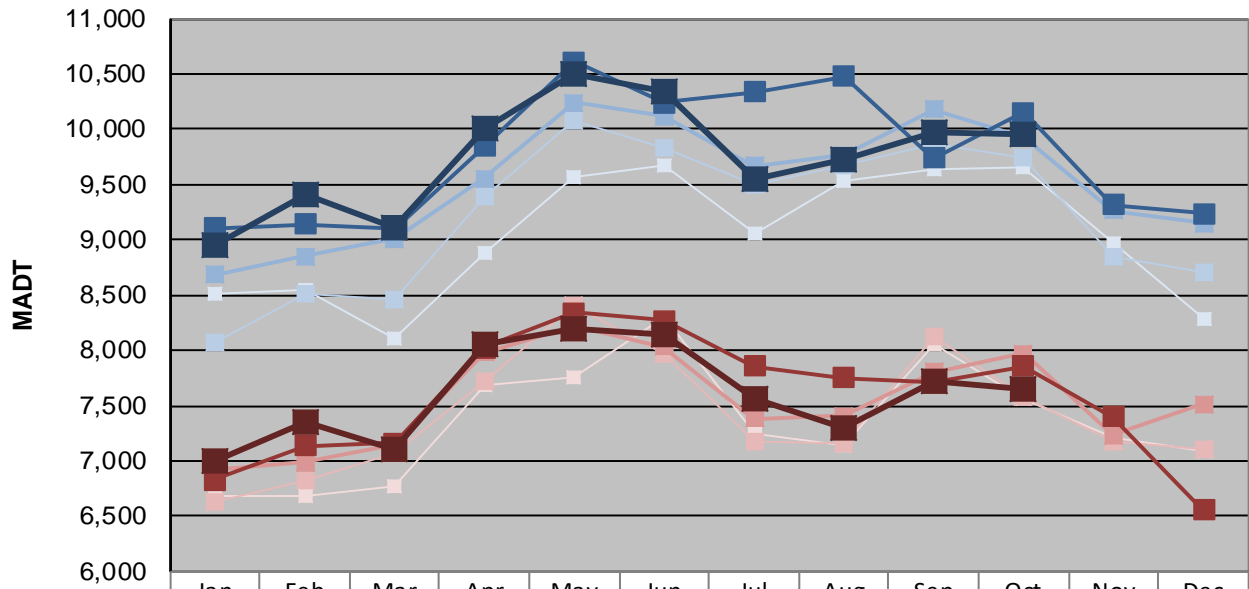
Station Measurement: VOLUME/SPEED/CLASS		
Route: MSAS 108	Route Direction: E/W	Lanes: 2
County: Carver	Closest City: Chaska	
Functional Class: Urban Local		
Location: .3 MI W OF TH41 IN CHASKA		
Ref Post: 001+00.210	True Mile: 1.21	Sequence No. 9907
Volume: 287,094		MADT: 9,261
Weekday (M-F) MADT: 9,946		Weekend (Sa-Su) MADT: 7,648



Note: Increase in traffic July/August 2016 due to detour from TH 212



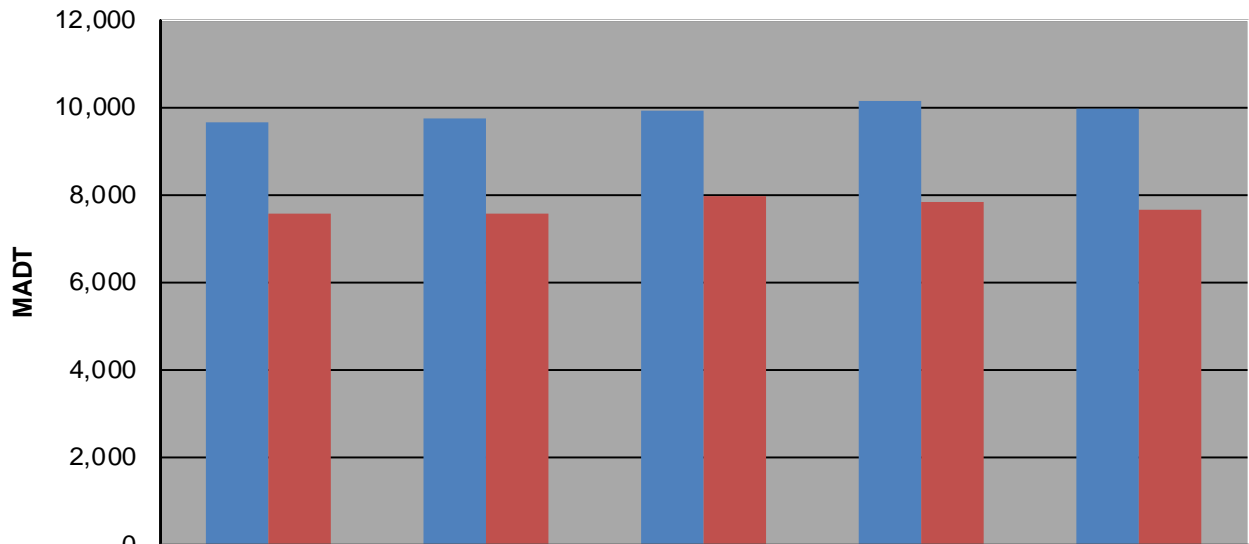
Weekday (WD)/Weekend (WE) Monthly Average Daily Traffic



	Jan	Feb	Mar	Apr	May	Jun	Jul	Aug	Sep	Oct	Nov	Dec
'13 WD	8,512	8,546	8,114	8,886	9,574	9,678	9,052	9,538	9,640	9,656	8,962	8,282
'13 WE	6,674	6,676	6,774	7,682	7,760	8,296	7,240	7,134	8,054	7,564	7,212	7,086
'14 WD	8,066	8,514	8,456	9,386	10,078	9,826	9,504	9,666	9,860	9,742	8,844	8,702
'14 WE	6,634	6,820	7,076	7,716	8,402	7,958	7,178	7,158	8,124	7,580	7,170	7,108
'15 WD	8,682	8,854	9,010	9,554	10,238	10,120	9,666	9,764	10,180	9,936	9,264	9,150
'15 WE	6,914	6,990	7,144	7,982	8,228	8,032	7,378	7,408	7,804	7,972	7,236	7,518
'16 WD	9,104	9,138	9,100	9,842	10,614	10,238	10,336	10,474	9,736	10,150	9,314	9,240
'16 WE	6,824	7,136	7,164	8,024	8,342	8,274	7,858	7,748	7,714	7,854	7,396	6,552
'17 WD	8,946	9,408	9,110	10,010	10,500	10,350	9,550	9,734	9,978	9,946		
'17 WE	7,004	7,358	7,102	8,046	8,192	8,148	7,566	7,292	7,724	7,648		

Note: 'Weekday' defined as Monday-Friday, 'Weekend' defined as Saturday-Sunday

Weekday/Weekend Monthly Average Daily Traffic ('13-'17)



	Oct-13	Oct-14	Oct-15	Oct-16	Oct-17
Weekday	9,656	9,742	9,936	10,150	9,946
Weekend	7,564	7,580	7,972	7,854	7,648