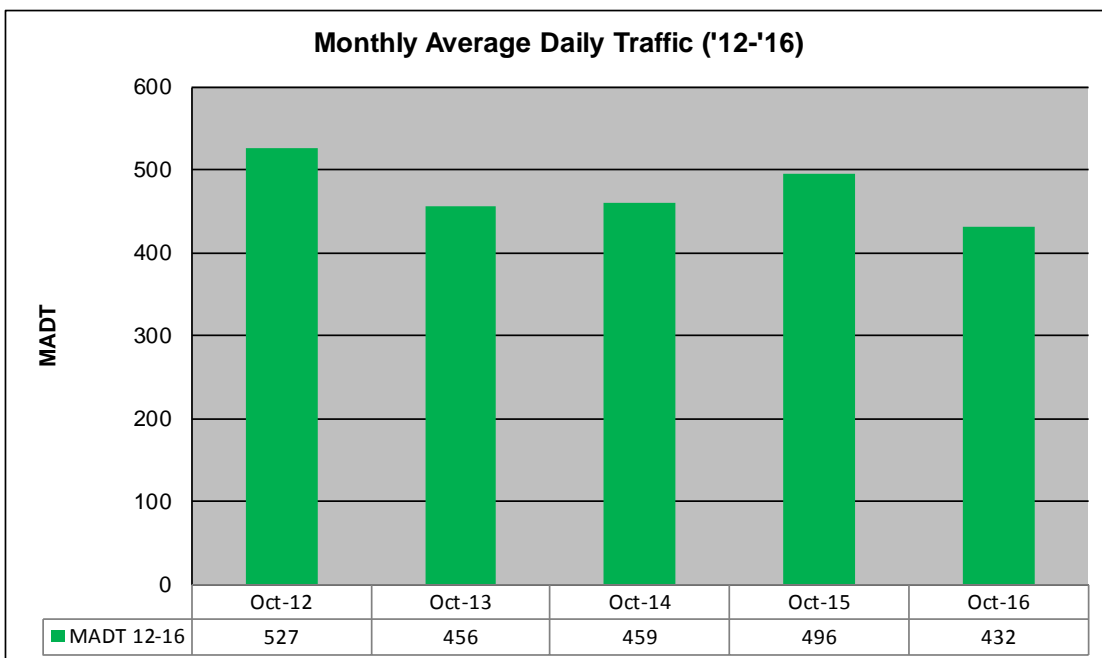
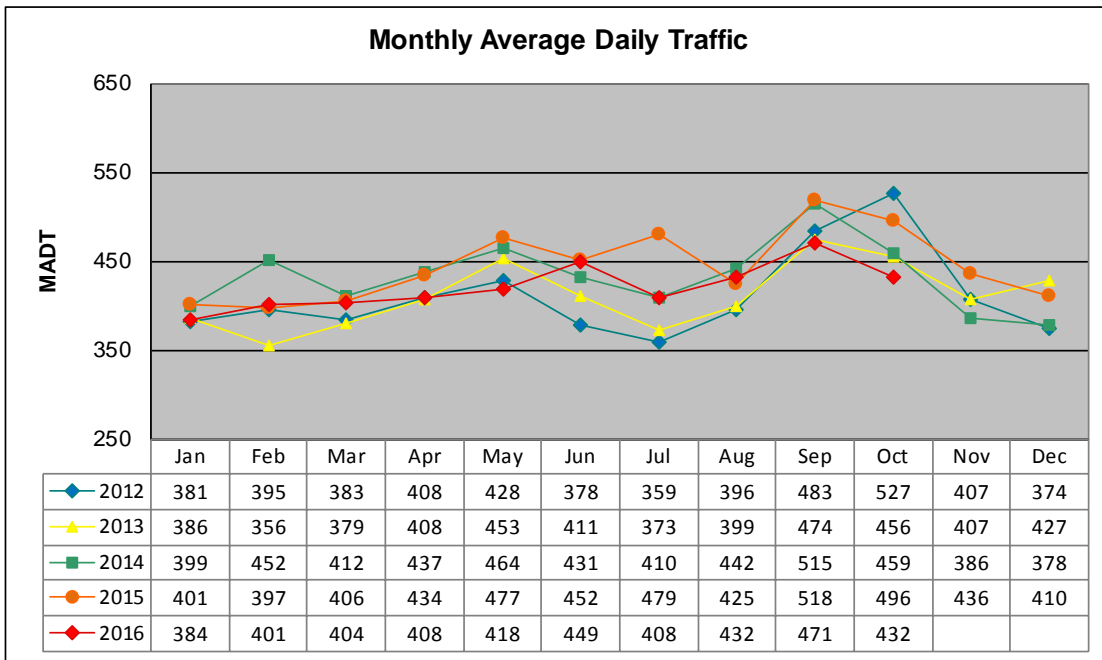


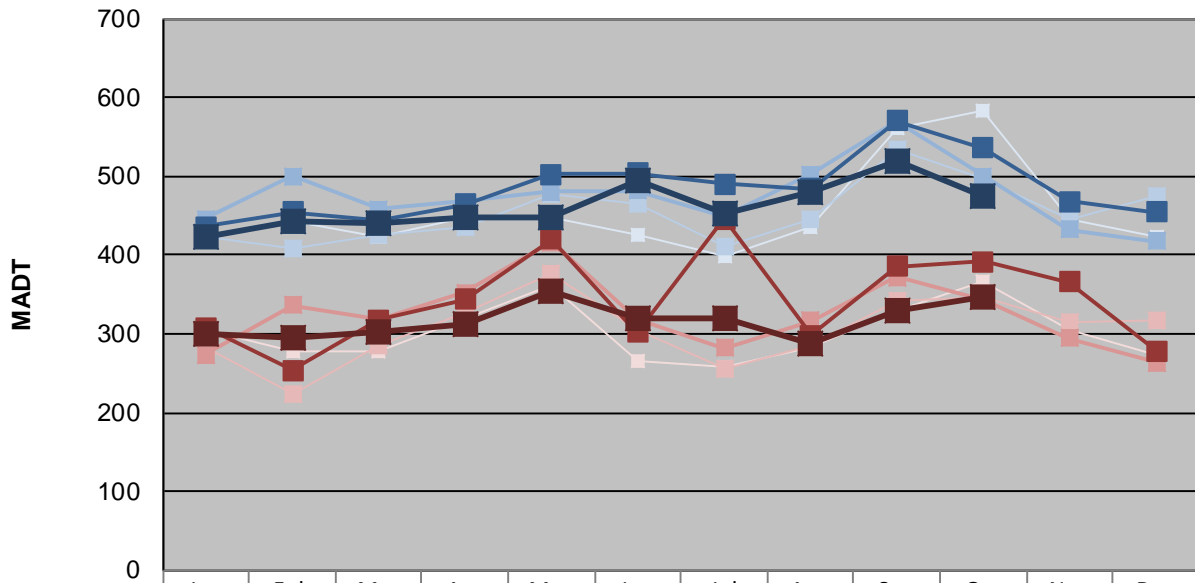
MONTHLY REPORT, STATION NO. 8 (ATR)

OCTOBER 2016

| | | |
|--|----------------------|----------------------------------|
| Station Measurement: VOLUME/SPEED/CLASS | | |
| Route: CSAH 50 | Route Direction: E/W | Lanes: 2 |
| County: Norman | | Closest City: Halstad |
| Functional Class: Rural Local | | |
| Location: E OF TH75 (BRANDT ST) IN HALSTAD | | |
| Ref Post: 000+00.070 | True Mile: 0.07 | Sequence No. 9806 |
| Volume: 13,390 | | MADT: 432 |
| Weekday (M-F) MADT: 474 | | Weekend (Sa-Su) MADT: 346 |



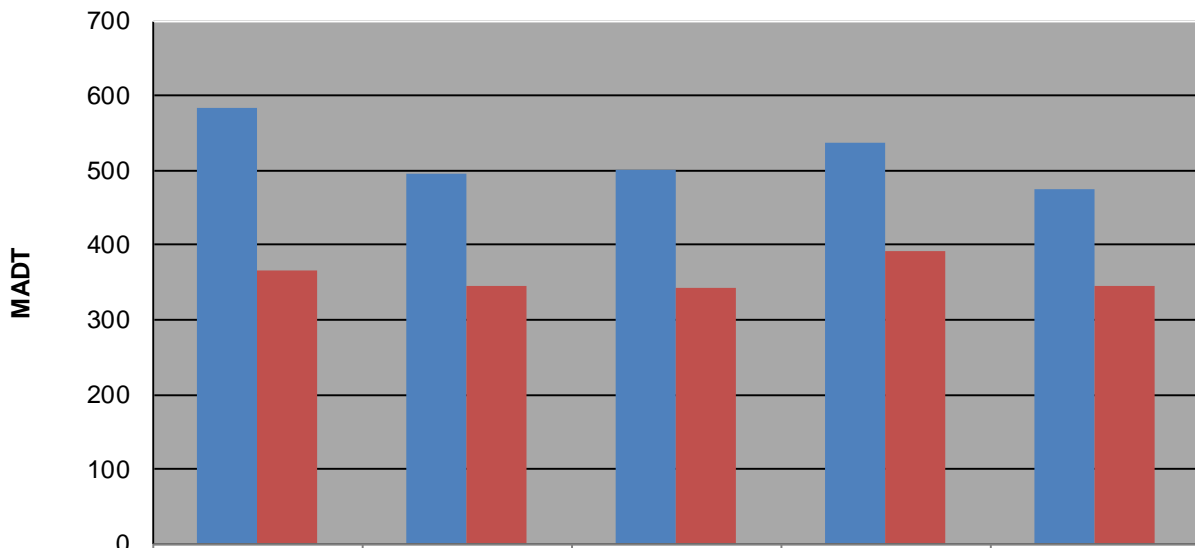
Weekday (WD)/Weekend (WE) Monthly Average Daily Traffic



| | Jan | Feb | Mar | Apr | May | Jun | Jul | Aug | Sep | Oct | Nov | Dec |
|--------|-----|-----|-----|-----|-----|-----|-----|-----|-----|-----|-----|-----|
| '12 WD | 420 | 442 | 424 | 448 | 448 | 426 | 398 | 436 | 560 | 584 | 446 | 424 |
| '12 WE | 306 | 278 | 278 | 320 | 362 | 266 | 258 | 282 | 330 | 366 | 304 | 272 |
| '13 WD | 424 | 408 | 426 | 436 | 478 | 464 | 410 | 446 | 534 | 496 | 446 | 474 |
| '13 WE | 282 | 224 | 284 | 328 | 376 | 304 | 256 | 286 | 342 | 346 | 314 | 316 |
| '14 WD | 446 | 500 | 458 | 468 | 480 | 482 | 450 | 502 | 570 | 500 | 432 | 418 |
| '14 WE | 274 | 336 | 318 | 352 | 416 | 318 | 282 | 316 | 372 | 344 | 294 | 264 |
| '15 WD | 436 | 454 | 444 | 464 | 502 | 504 | 490 | 484 | 570 | 536 | 468 | 454 |
| '15 WE | 308 | 254 | 318 | 344 | 420 | 302 | 446 | 298 | 386 | 392 | 366 | 278 |
| '16 WD | 424 | 444 | 440 | 448 | 448 | 494 | 452 | 480 | 518 | 474 | | |
| '16 WE | 300 | 294 | 302 | 312 | 354 | 320 | 320 | 288 | 330 | 346 | | |

Note: 'Weekday' defined as Monday-Friday, 'Weekend' defined as Saturday-Sunday

Weekday/Weekend Monthly Average Daily Traffic ('12-'16)



| | Oct-12 | Oct-13 | Oct-14 | Oct-15 | Oct-16 |
|---------|--------|--------|--------|--------|--------|
| Weekday | 584 | 496 | 500 | 536 | 474 |
| Weekend | 366 | 346 | 344 | 392 | 346 |