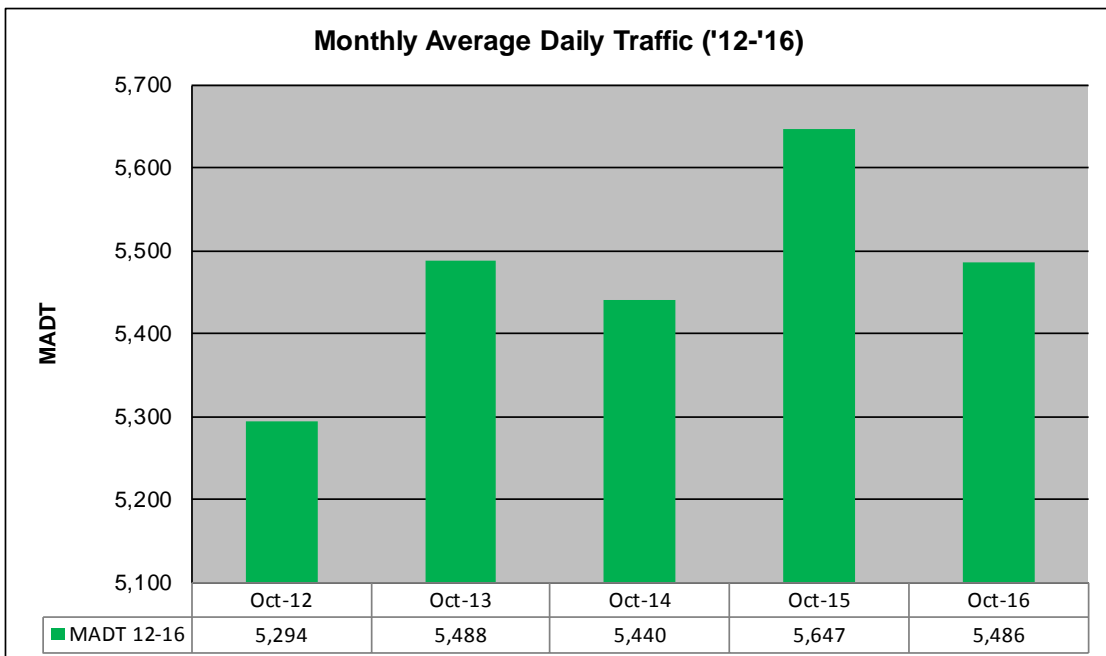
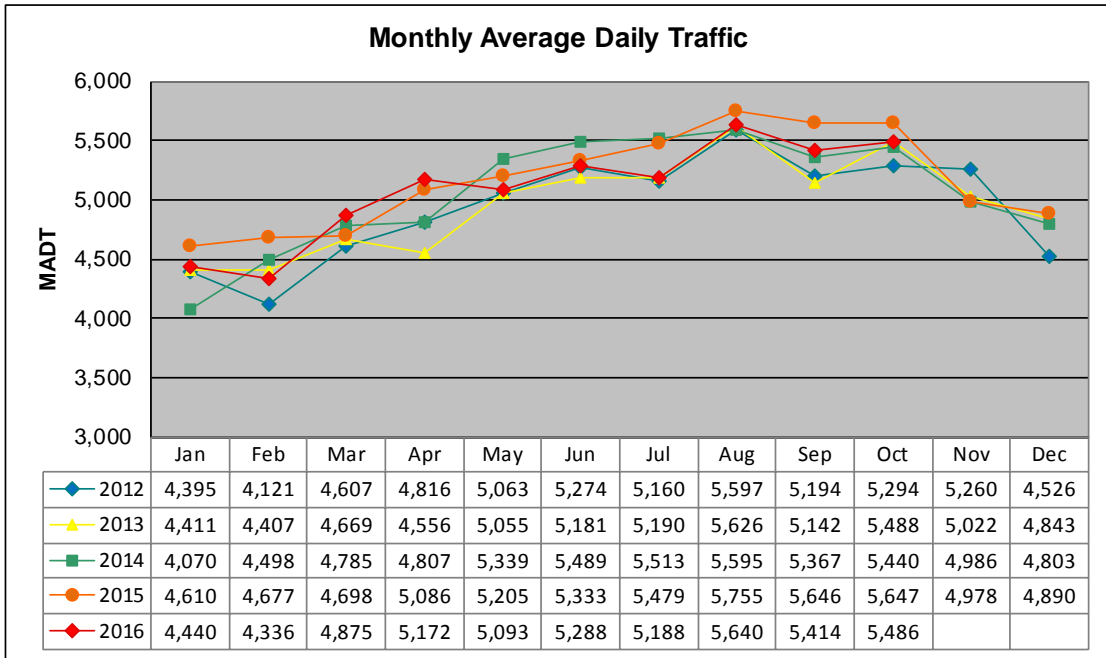


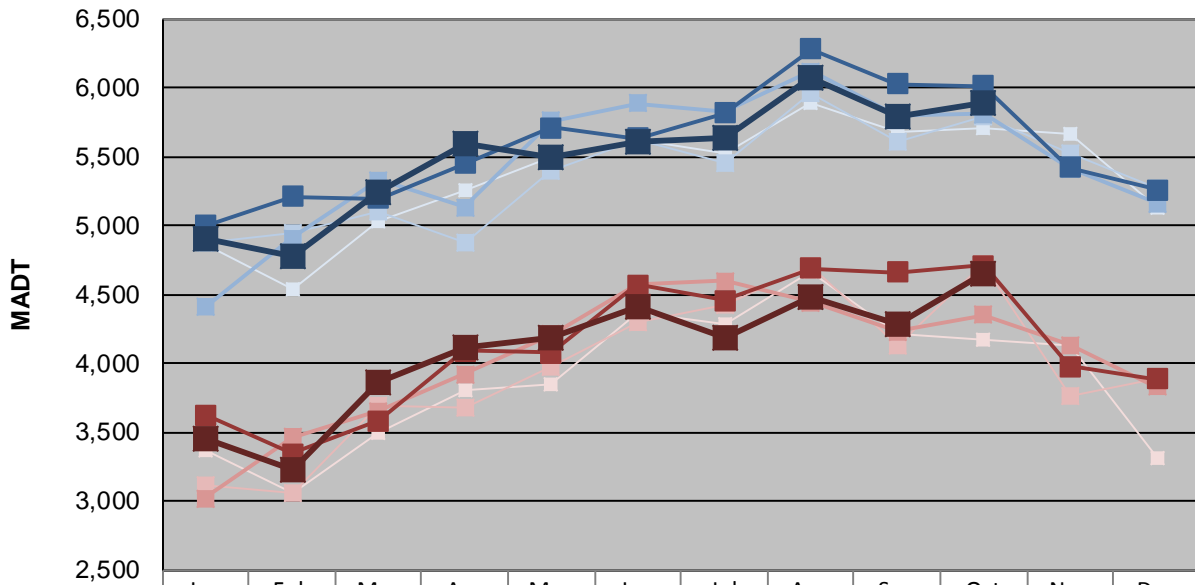
MONTHLY REPORT, STATION NO. 33 (WIM)

OCTOBER 2016

Station Measurement: VOLUME/SPEED/CLASS/WEIGHT		
Route: TH 212	Route Direction: E/W	Lanes: 2
County: Renville	Closest City: Olivia	
Functional Class: Rural Principal Arterial - Other		
Location: .7 MI E OF CSAH14 (1ST ST N), E OF OLIVIA		
Ref Post: 078+00.450	True Mile: 78.421	Sequence No. 4669
Volume: 170,069		MADT: 5,486
Weekday (M-F) MADT: 5,888		Weekend (Sa-Su) MADT: 4,646



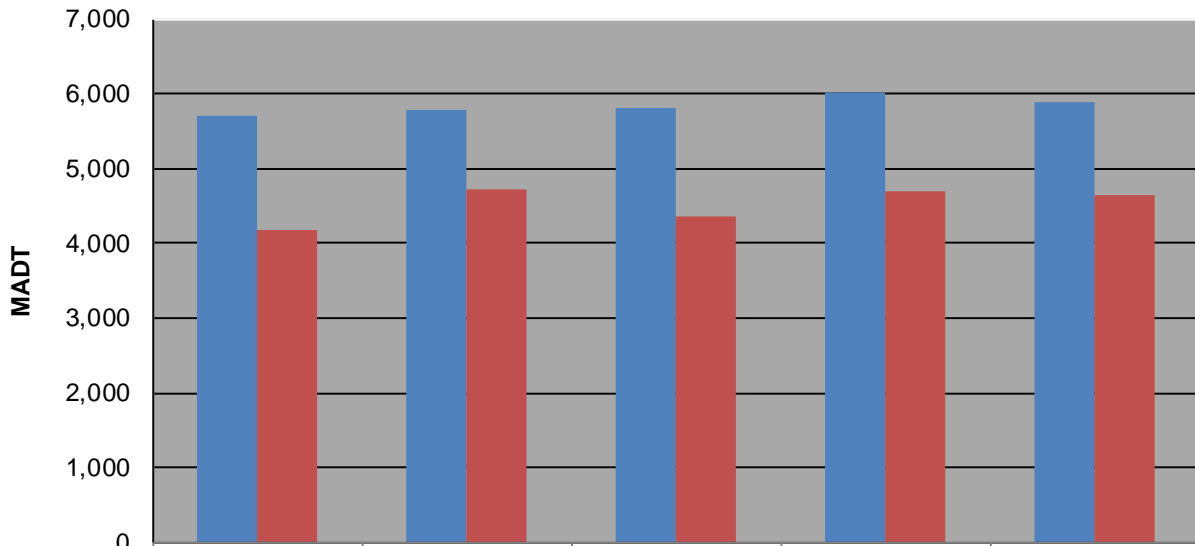
Weekday (WD)/Weekend (WE) Monthly Average Daily Traffic



	Jan	Feb	Mar	Apr	May	Jun	Jul	Aug	Sep	Oct	Nov	Dec
'12 WD	4,856	4,544	5,030	5,258	5,488	5,626	5,516	5,894	5,682	5,704	5,664	5,134
'12 WE	3,374	3,066	3,498	3,802	3,846	4,372	4,286	4,668	4,220	4,168	4,136	3,316
'13 WD	4,880	4,946	5,106	4,870	5,402	5,620	5,450	5,960	5,608	5,786	5,528	5,272
'13 WE	3,120	3,060	3,694	3,684	3,968	4,302	4,428	4,712	4,128	4,722	3,768	3,888
'14 WD	4,408	4,910	5,330	5,134	5,758	5,882	5,822	6,116	5,802	5,806	5,412	5,158
'14 WE	3,020	3,466	3,654	3,920	4,212	4,572	4,598	4,444	4,234	4,352	4,134	3,830
'15 WD	5,002	5,208	5,194	5,448	5,708	5,634	5,814	6,282	6,026	6,014	5,420	5,258
'15 WE	3,626	3,348	3,586	4,092	4,076	4,570	4,456	4,690	4,662	4,710	3,978	3,888
'16 WD	4,910	4,774	5,240	5,596	5,490	5,604	5,636	6,074	5,794	5,888		
'16 WE	3,456	3,224	3,860	4,114	4,188	4,416	4,190	4,478	4,278	4,646		

Note: 'Weekday' defined as Monday-Friday, 'Weekend' defined as Saturday-Sunday

Weekday/Weekend Monthly Average Daily Traffic ('12-'15)



	Oct-12	Oct-13	Oct-14	Oct-15	Oct-16
Weekday	5,704	5,786	5,806	6,014	5,888
Weekend	4,168	4,722	4,352	4,710	4,646