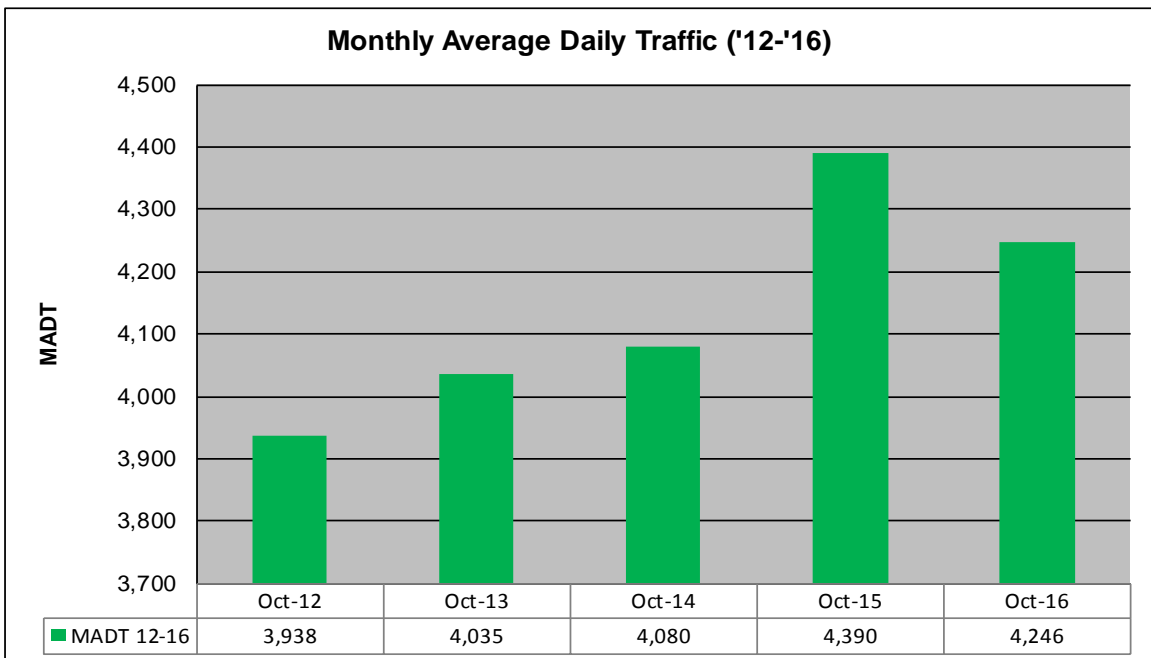
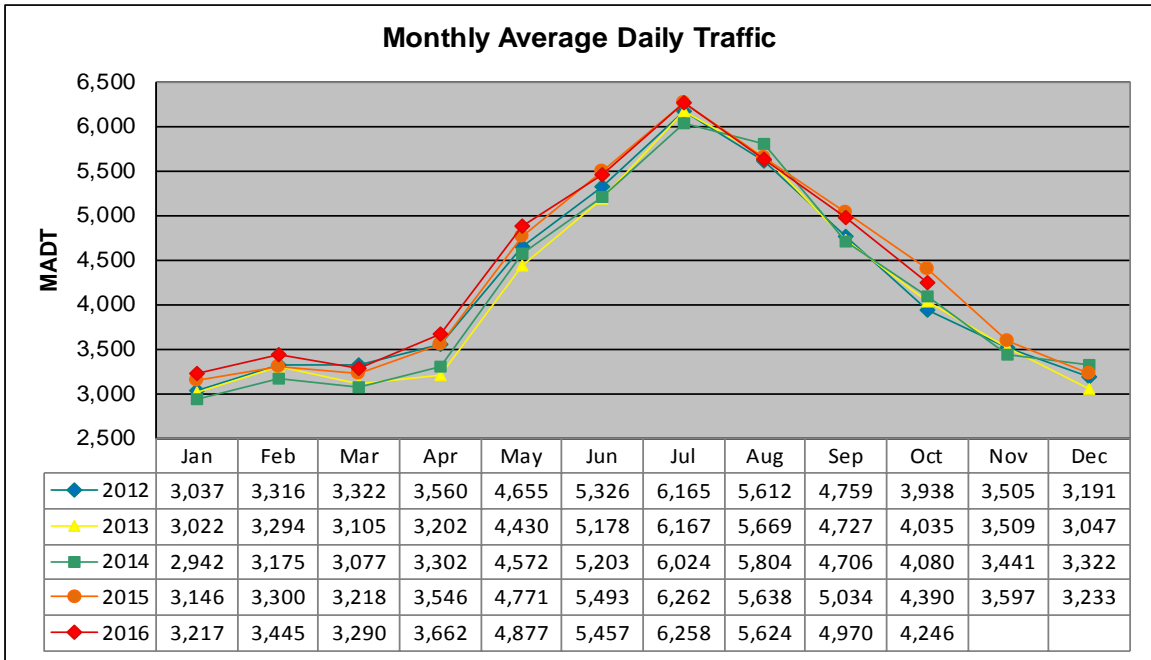


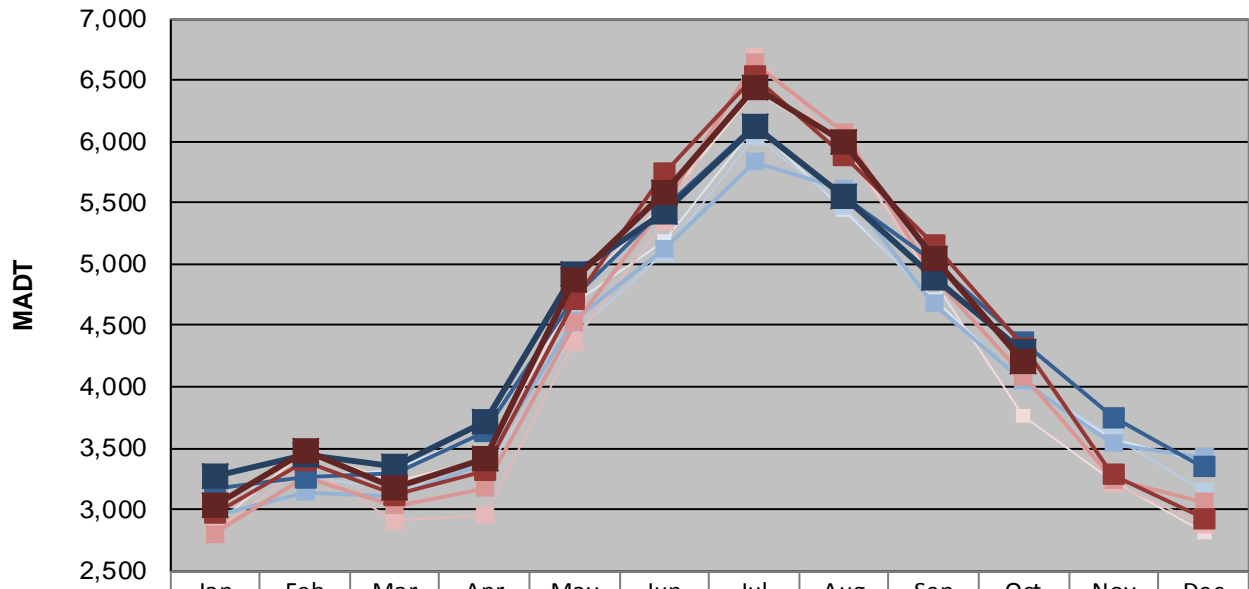
MONTHLY REPORT, STATION NO. 223 (ATR)

OCTOBER 2016

Station Measurement: VOLUME/SPEED/CLASS		
Route: TH 371	Route Direction: N/S	Lanes: 2
County: Cass		Closest City: Walker
Functional Class: Rural Principal Arterial - Other		
Location: 1 MI S OF TH200, SE OF WALKER		
Ref Post: 085+00.636	True Mile: 79.984	Sequence No. 6772
Volume: 131,635		MADT: 4,246
Weekday (M-F) MADT: 4,290		Weekend (Sa-Su) MADT: 4,204



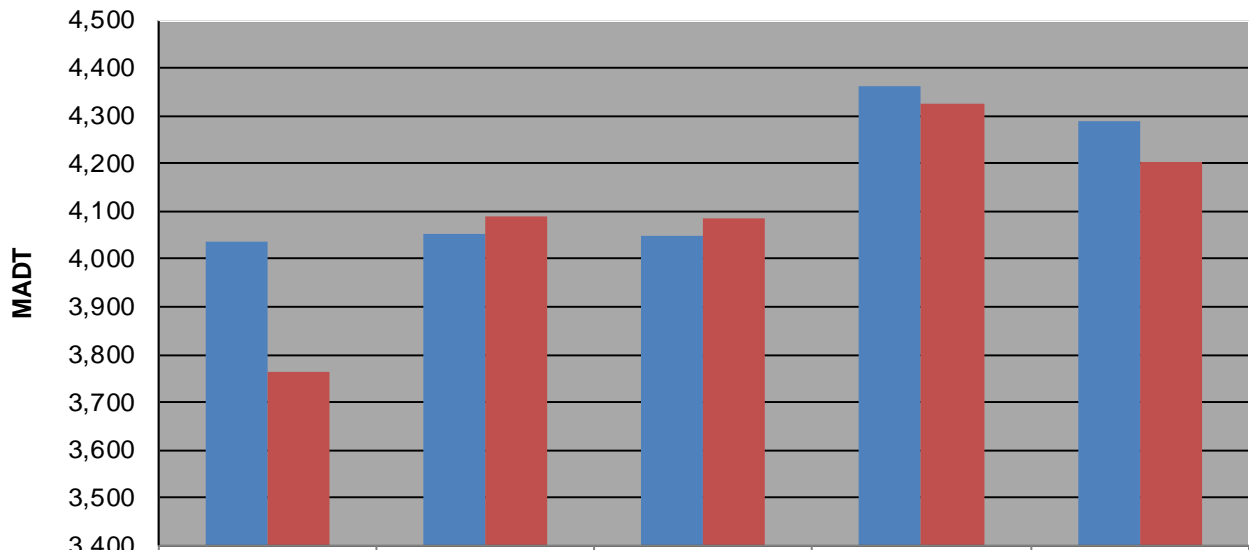
Weekday (WD)/Weekend (WE) Monthly Average Daily Traffic



	Jan	Feb	Mar	Apr	May	Jun	Jul	Aug	Sep	Oct	Nov	Dec
'12 WD	3,118	3,278	3,322	3,642	4,682	5,186	6,124	5,442	4,712	4,036	3,580	3,378
'12 WE	2,876	3,480	3,226	3,410	4,748	5,500	6,410	5,984	4,852	3,766	3,218	2,820
'13 WD	3,110	3,272	3,166	3,300	4,432	5,092	6,038	5,472	4,682	4,054	3,588	3,140
'13 WE	2,830	3,346	2,906	2,962	4,366	5,352	6,692	5,930	4,886	4,088	3,216	2,880
'14 WD	2,956	3,140	3,104	3,372	4,542	5,122	5,836	5,612	4,674	4,048	3,540	3,430
'14 WE	2,802	3,262	3,034	3,170	4,516	5,462	6,640	6,072	4,890	4,086	3,244	3,062
'15 WD	3,176	3,262	3,290	3,634	4,742	5,448	6,128	5,548	5,028	4,362	3,754	3,346
'15 WE	2,966	3,394	3,122	3,320	4,710	5,736	6,528	5,880	5,160	4,324	3,282	2,926
'16 WD	3,270	3,454	3,344	3,720	4,924	5,422	6,126	5,558	4,886	4,290		
'16 WE	3,042	3,474	3,170	3,416	4,878	5,580	6,446	5,990	5,044	4,204		

Note: 'Weekday' defined as Monday-Friday, 'Weekend' defined as Saturday-Sunday

Weekday/Weekend Monthly Average Daily Traffic ('12-'16)



	Oct-12	Oct-13	Oct-14	Oct-15	Oct-16
Weekday	4,036	4,054	4,048	4,362	4,290
Weekend	3,766	4,088	4,086	4,324	4,204