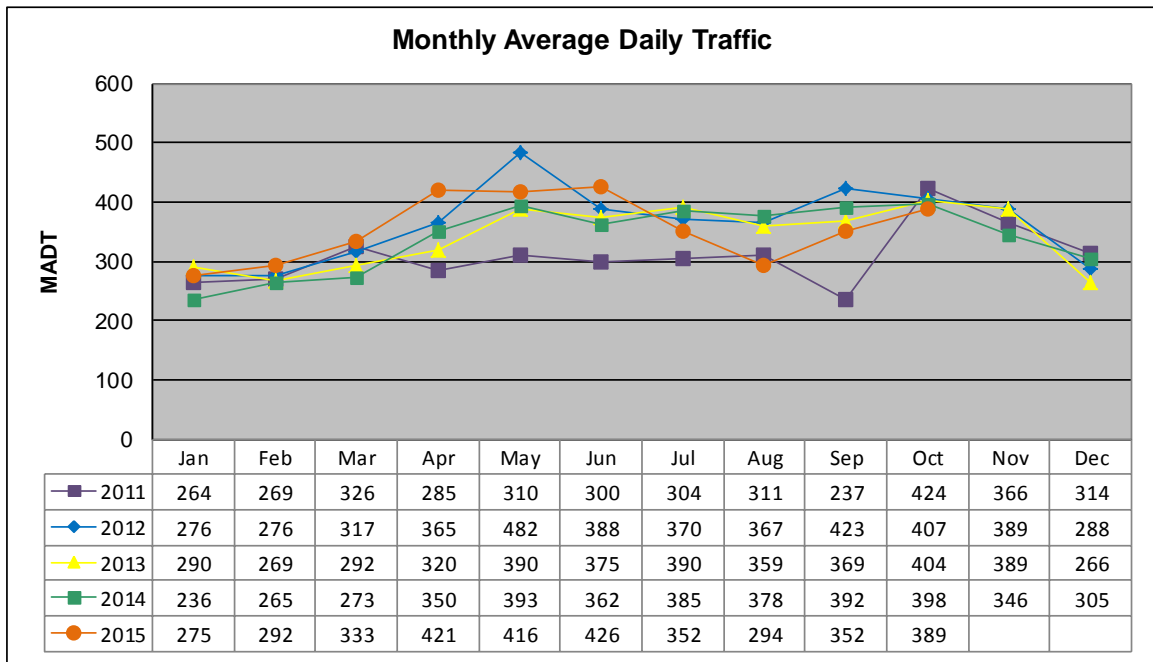


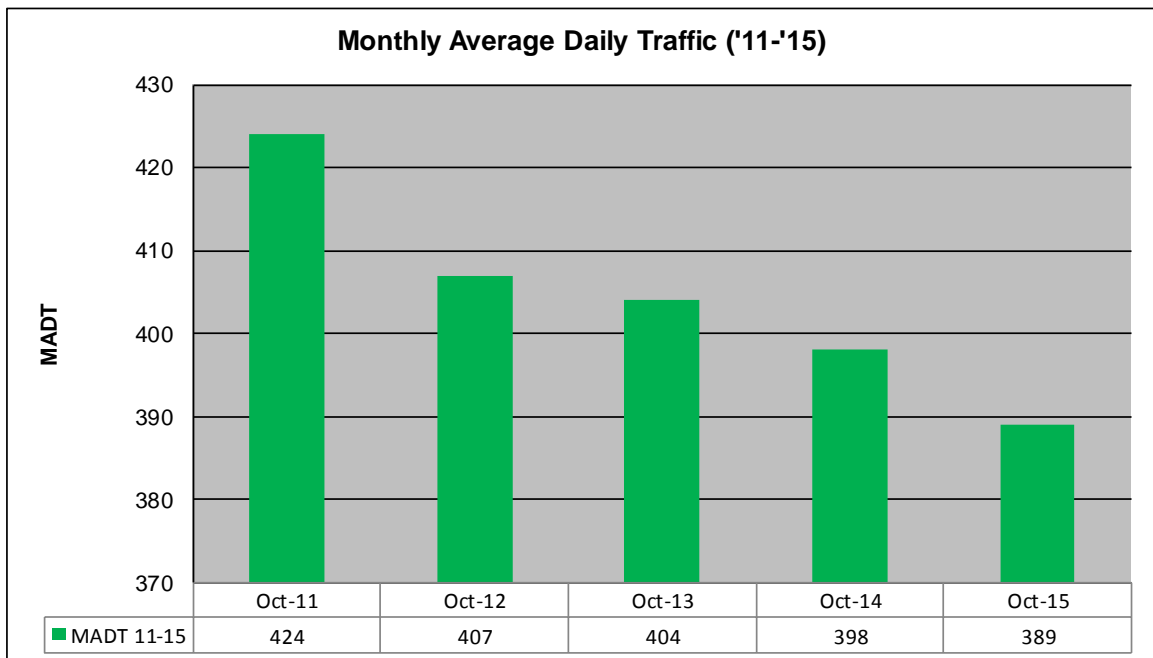
MONTHLY REPORT, STATION NO. 56 (ATR)

OCTOBER 2015

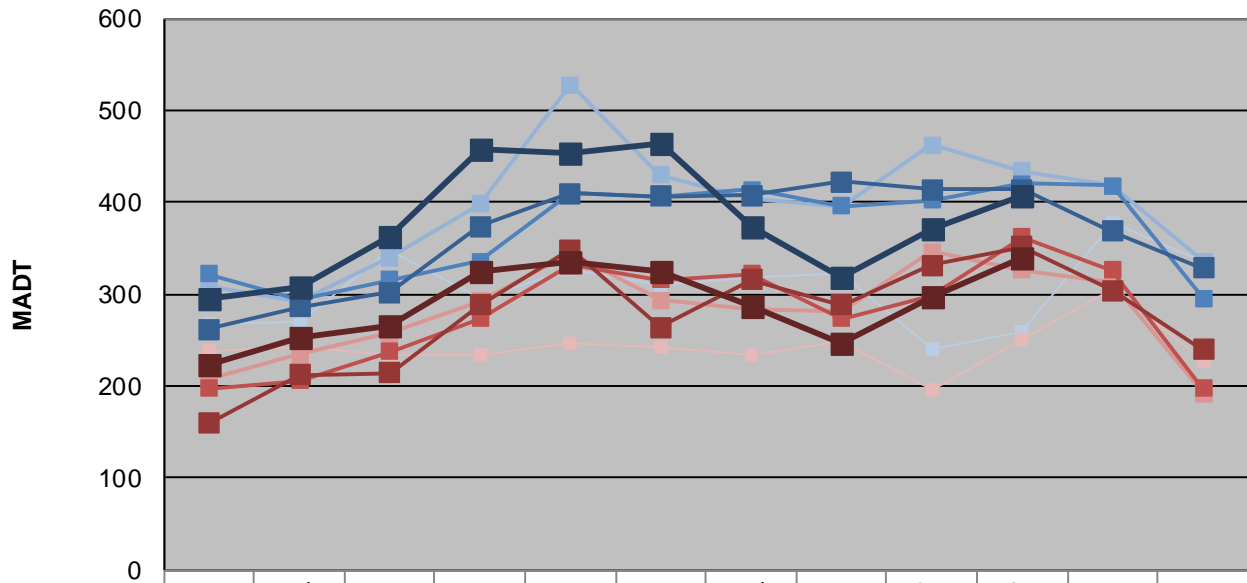
Station Measurement: VOLUME/SPEED/CLASS		
Route: CSAH 5	Route Direction: N/S	Lanes: 2
County: Cottonwood	Closest City: Storden	
Functional Class: Rural Major Collector		
Location: .4 MI N OF CR53, N OF STORDEN		
Ref Post: 015+00.500	True Mile: 15.5	Sequence No. 9820
Volume: 12,057		MADT: 389
Weekday (M-F) MADT: 408		Weekend (Sa-Su) MADT: 340



Note: Decrease in traffic August 2015 due to construction on CSAH 5



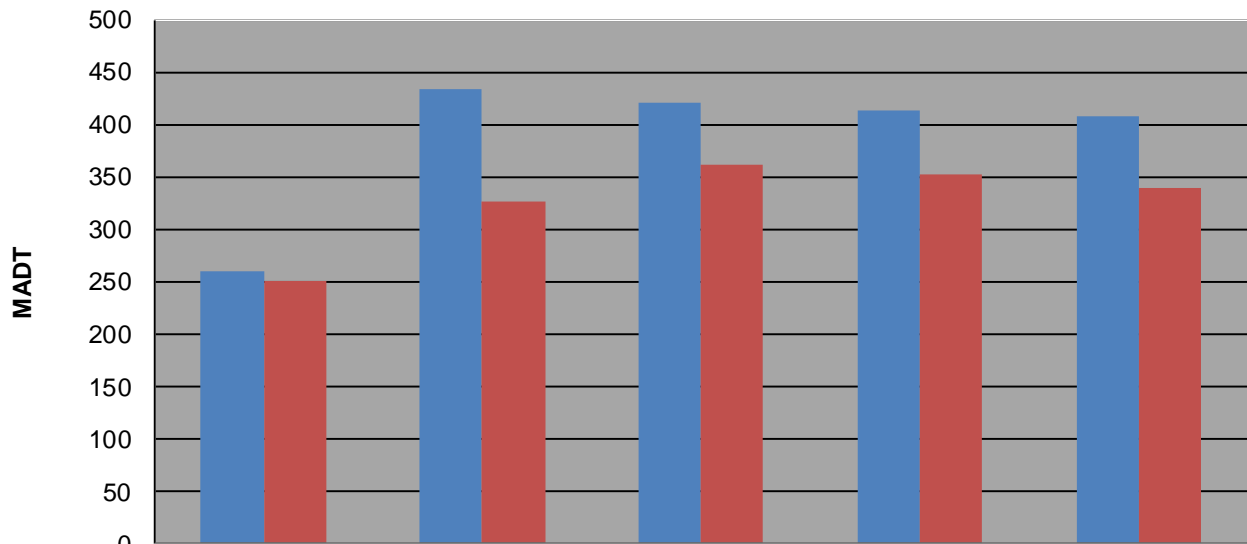
Weekday (WD)/Weekend (WE) Monthly Average Daily Traffic



	Jan	Feb	Mar	Apr	May	Jun	Jul	Aug	Sep	Oct	Nov	Dec
'11 WD	268	270	348	296	326	310	318	322	240	260	378	336
'11 WE	238	242	234	234	246	242	234	248	196	250	306	228
'12 WD	308	292	340	398	528	430	404	396	462	434	418	336
'12 WE	208	234	258	292	344	294	284	282	346	326	314	192
'13 WD	322	294	316	336	410	406	414	396	402	420	418	296
'13 WE	198	206	238	274	332	316	322	274	298	362	326	198
'14 WD	262	286	302	374	410	406	408	422	414	414	368	328
'14 WE	160	212	214	288	348	264	316	288	332	352	304	240
'15 WD	296	308	362	458	454	464	374	318	372	408		
'15 WE	224	252	266	324	336	324	286	246	298	340		

Note: 'Weekday' defined as Monday-Friday, 'Weekend' defined as Saturday-Sunday

Weekday/Weekend Monthly Average Daily Traffic ('11-'15)



	Oct-11	Oct-12	Oct-13	Oct-14	Oct-15
Weekday	260	434	420	414	408
Weekend	250	326	362	352	340