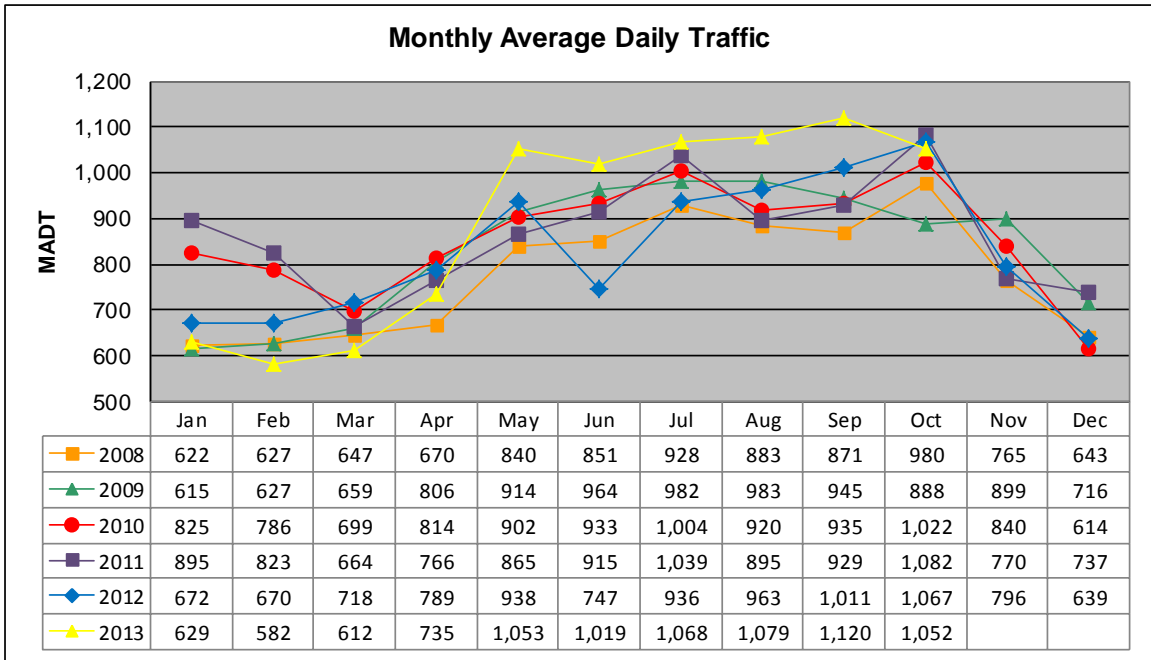


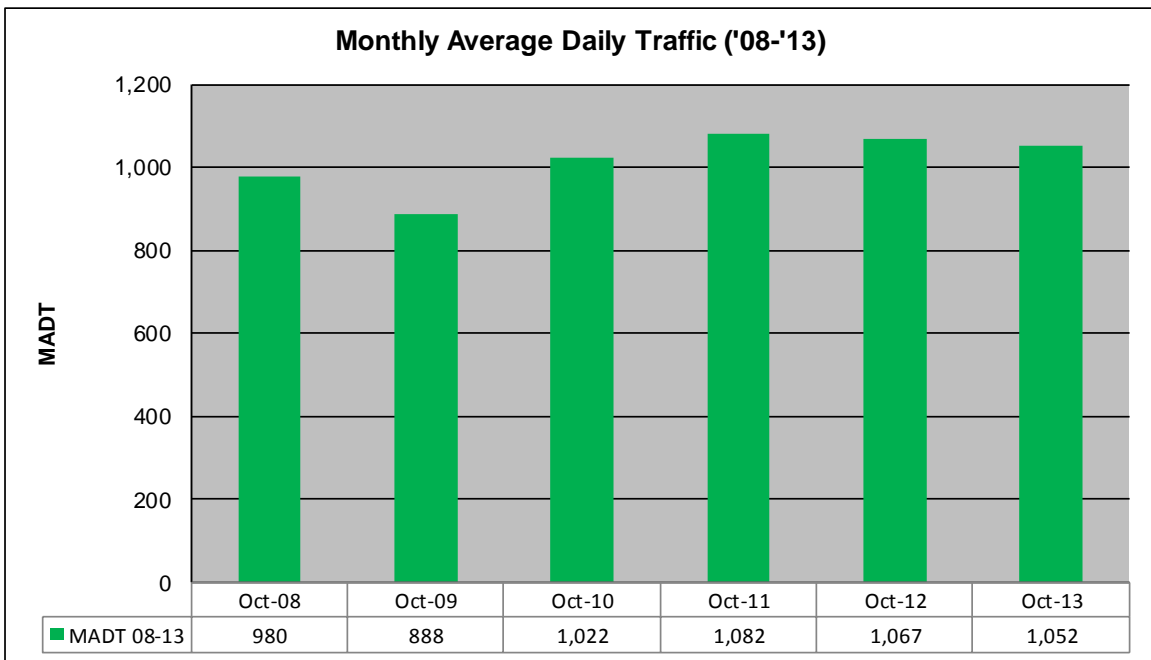
# MONTHLY REPORT, STATION NO. 218 (ATR)

## OCTOBER 2013

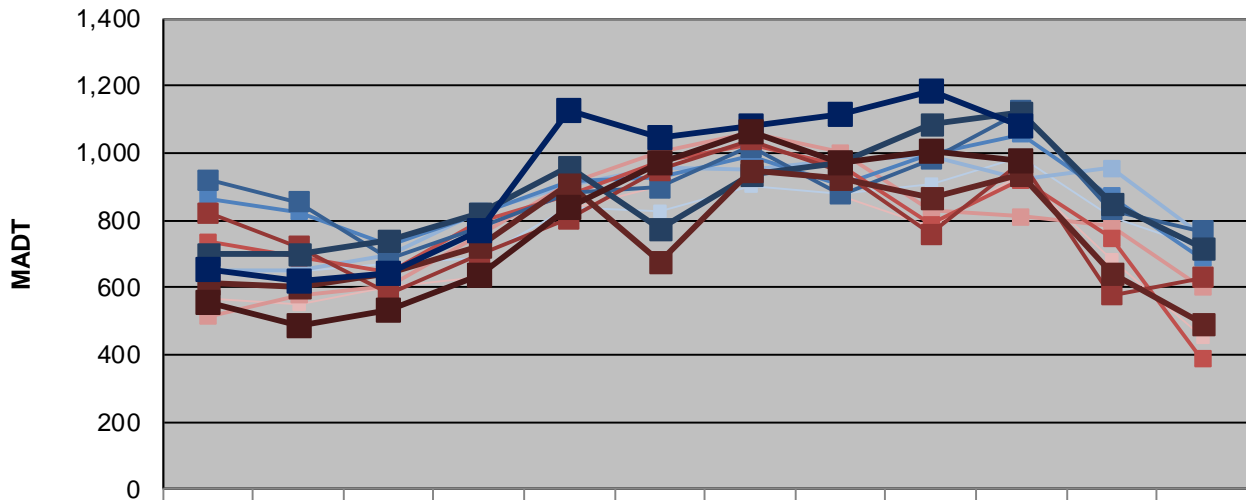
Station Measurement: VOLUME/SPEED/CLASS		
Route: TH 29	Route Direction: N/S	Lanes: 2
County: Chippewa	Closest City: Montevideo	
Functional Class: Rural Minor Arterial		
Location: S OF 120TH ST SE, NE OF MONTEVIDEO		
Ref Post: 021+00.260	True Mile: 21.098	Sequence No. 6743
<b>Volume: 32,601</b>		<b>MADT: 1,052</b>
<b>Weekday (M-F) MADT: 1,080</b>		<b>Weekend (Sa-Su) MADT: 976</b>



Note: Decrease in traffic June 2012 due to construction on TH 29



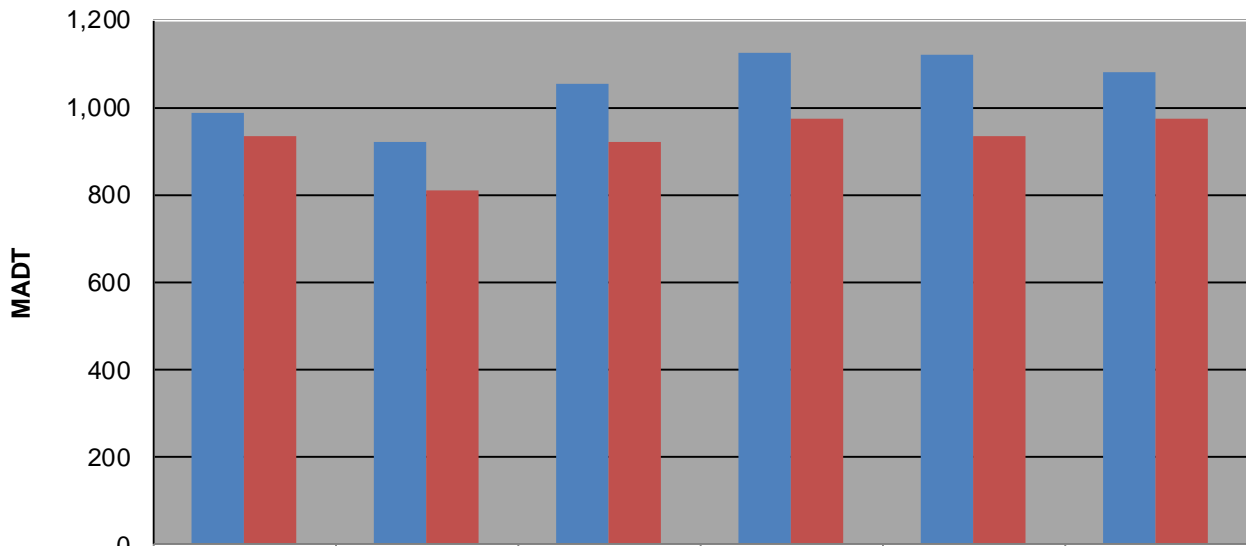
### Weekday (WD)/Weekend (WE) Monthly Average Daily Traffic



	Jan	Feb	Mar	Apr	May	Jun	Jul	Aug	Sep	Oct	Nov	Dec
'08 WD	648	650	670	686	836	826	902	878	906	988	808	716
'08 WE	566	550	604	630	832	902	1,022	874	778	934	680	452
'09 WD	652	648	694	826	906	956	948	978	992	922	954	754
'09 WE	514	576	604	752	908	1,002	1,060	1,002	828	812	784	600
'10 WD	864	826	724	816	916	928	990	904	994	1,056	870	686
'10 WE	736	688	646	796	876	972	1,026	964	788	920	746	386
'11 WD	920	854	686	776	882	896	1,018	876	980	1,124	832	766
'11 WE	822	720	582	694	806	950	1,038	946	758	976	578	628
'12 WD	700	700	740	820	958	772	936	972	1,084	1,120	848	714
'12 WE	614	604	644	724	910	674	946	924	866	934	644	494
'13 WD	656	620	644	768	1,126	1,044	1,078	1,116	1,182	1,080		
'13 WE	556	488	534	636	836	968	1,062	972	1,004	976		

Note: 'Weekday' defined as Monday-Friday, 'Weekend' defined as Saturday-Sunday

### Weekday/Weekend Monthly Average Daily Traffic ('08-'13)



	Oct-08	Oct-09	Oct-10	Oct-11	Oct-12	Oct-13
Weekday	988	922	1,056	1,124	1,120	1,080
Weekend	934	812	920	976	934	976