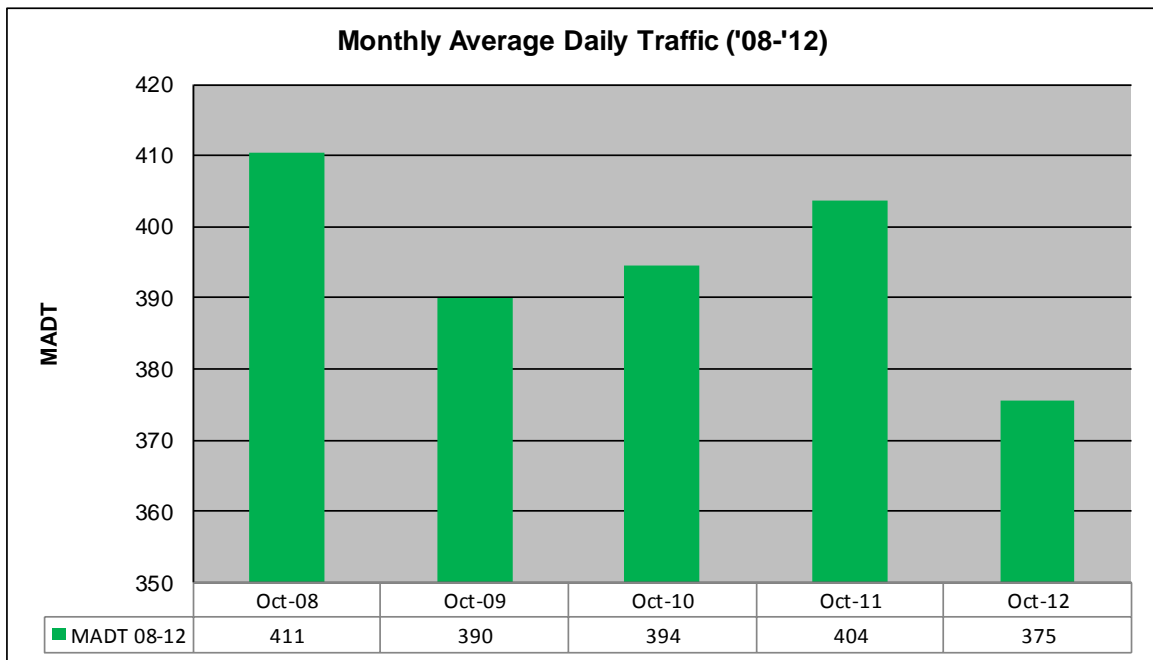
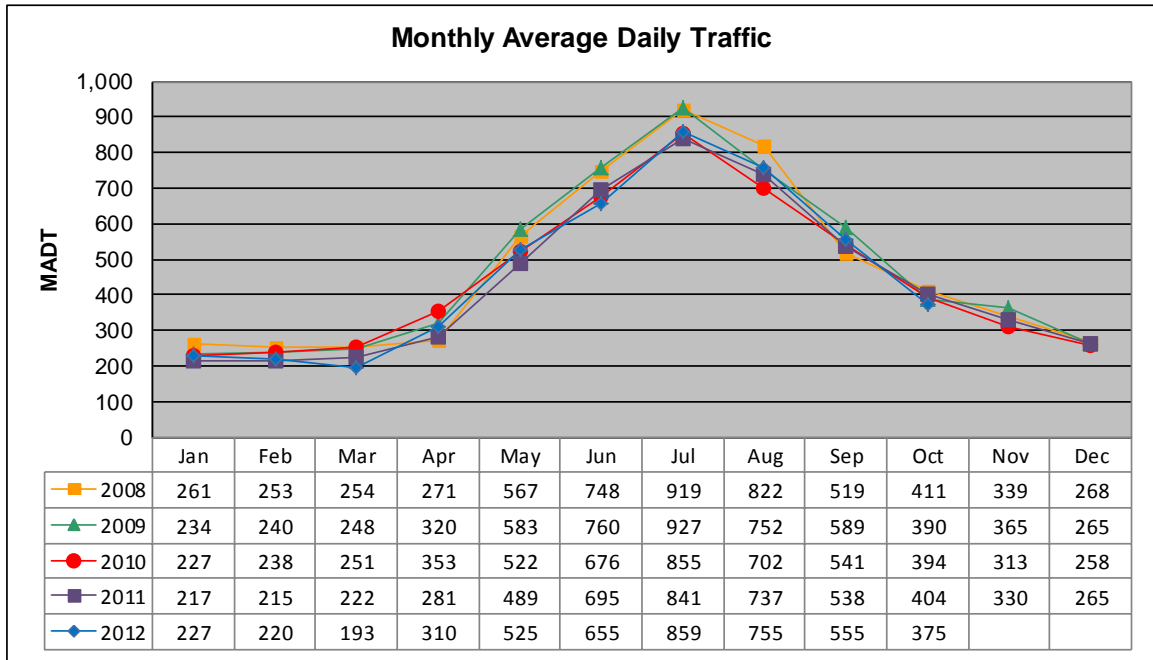


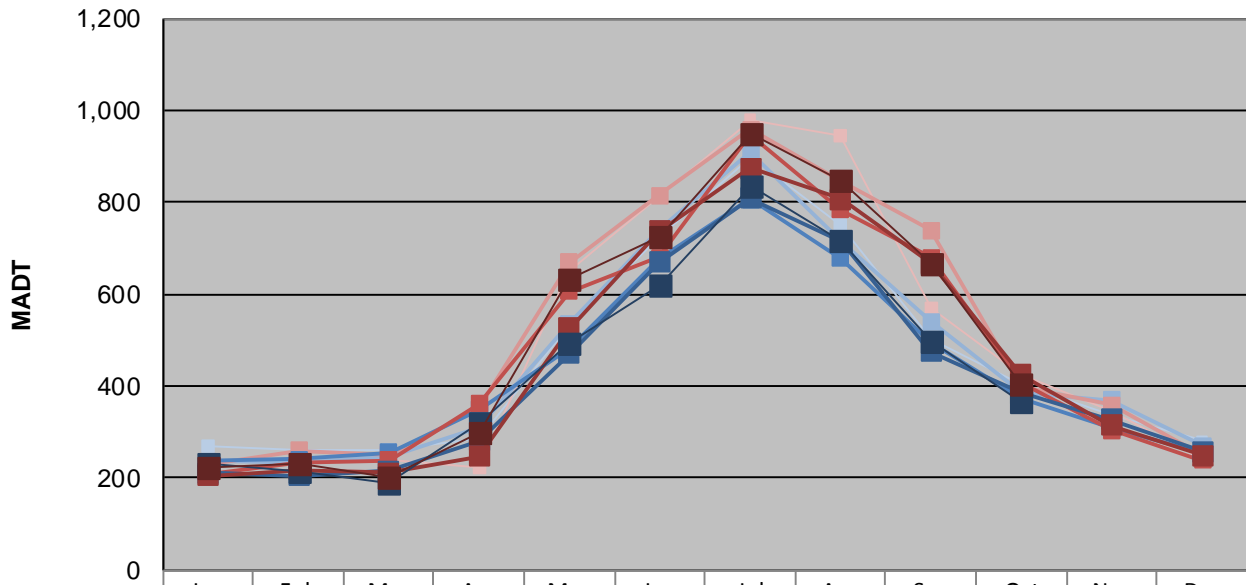
MONTHLY REPORT, STATION NO. 51 (ATR)

OCTOBER 2012

Station Measurement: VOLUME/SPEED/CLASS		
Route: CSAH 40	Route Direction: E/W	Lanes: 2
County: Hubbard	Closest City: Park Rapids	
Functional Class: Rural Major Collector		
Location: E OF TH71, N OF PARK RAPIDS		
Ref Post: 000+00.130	True Mile: 0.13	Sequence No. 9815
Volume: 11,639		MADT: 375
Weekday (M-F) MADT: 366		Weekend (Sa-Su) MADT: 404



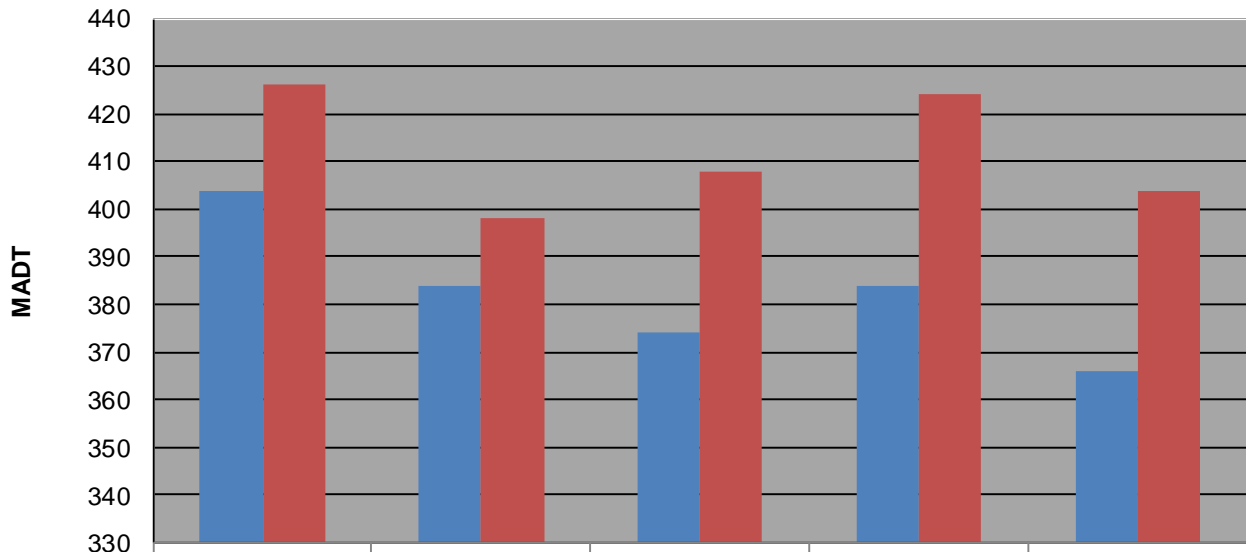
Weekday (WD)/Weekend (WE) Monthly Average Daily Traffic



	Jan	Feb	Mar	Apr	May	Jun	Jul	Aug	Sep	Oct	Nov	Dec
'08 WD	270	260	262	288	530	726	900	752	502	404	336	280
'08 WE	238	234	238	222	650	814	980	946	568	426	346	240
'09 WD	236	234	248	310	536	742	910	714	540	384	370	270
'09 WE	228	260	252	350	670	816	958	844	740	398	360	250
'10 WD	236	240	256	348	482	676	806	678	494	374	308	254
'10 WE	208	232	238	362	606	680	946	784	680	408	304	238
'11 WD	212	204	216	282	470	670	808	714	476	384	328	258
'11 WE	204	218	212	248	526	736	874	806	668	424	314	250
'12 WD	230	216	188	318	492	618	834	716	498	366		
'12 WE	224	232	202	300	634	726	950	848	666	404		

Note: 'Weekday' defined as Monday-Friday, 'Weekend' defined as Saturday-Sunday

Weekday/Weekend Monthly Average Daily Traffic ('08-'12)



	Oct-08	Oct-09	Oct-10	Oct-11	Oct-12
Weekday	404	384	374	384	366
Weekend	426	398	408	424	404