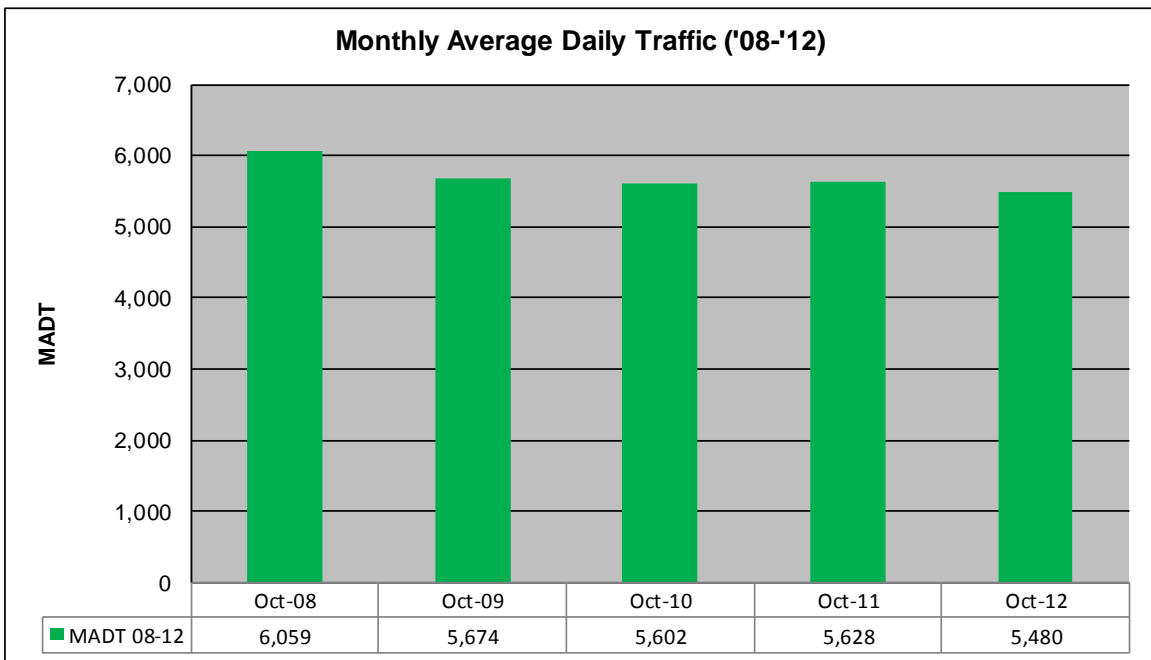
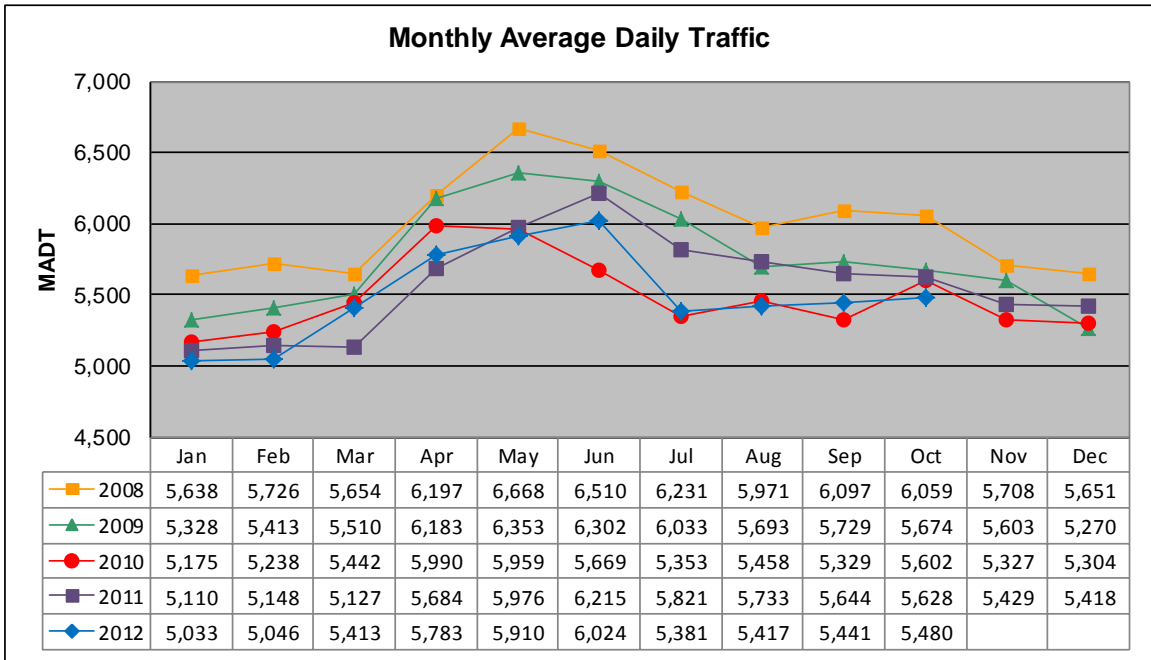


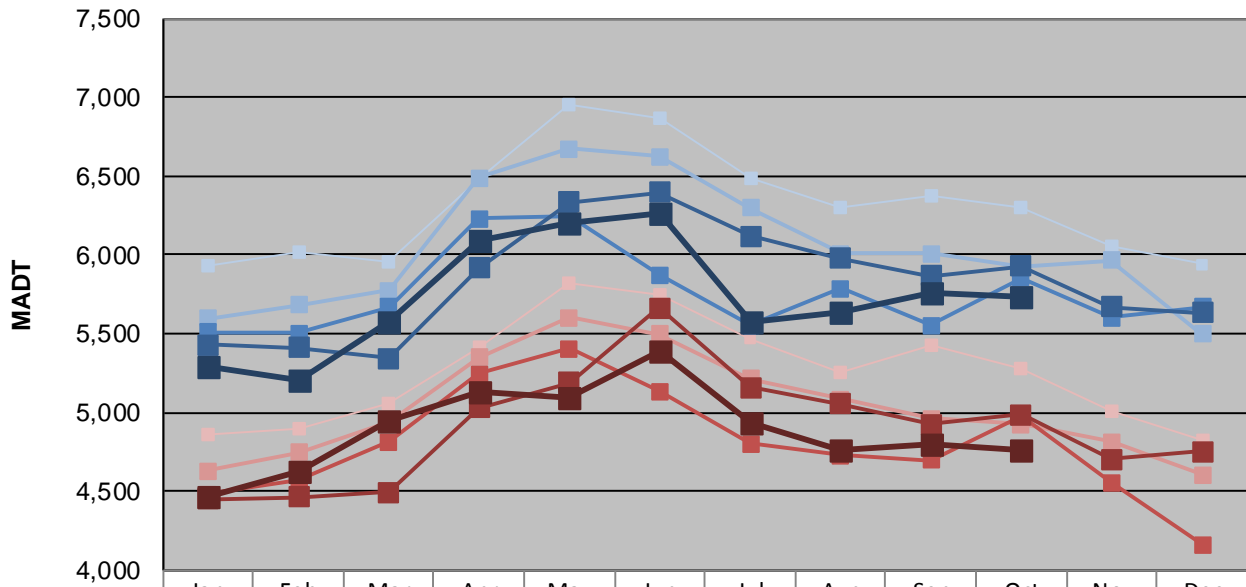
# MONTHLY REPORT, STATION NO. 460 (ATR)

## OCTOBER 2012

|  |                      |                                    |
|--|----------------------|------------------------------------|
| Station Measurement: VOLUME                  |                      |                                    |
| Route: MSAS 128                              | Route Direction: E/W | Lanes: 2                           |
| County: Dakota                               |                      | Closest City: Hastings             |
| Functional Class: Urban Collector            |                      |                                    |
| Location: W OF MSAS122 (PINE ST) IN HASTINGS |                      |                                    |
| Ref Post: 000+00.840                         | True Mile: 0.84      | Sequence No. 9909                  |
| <b>Volume: 169,889</b>                       |                      | <b>MADT: 5,480</b>                 |
| <b>Weekday (M-F) MADT: 5,738</b>             |                      | <b>Weekend (Sa-Su) MADT: 4,762</b> |



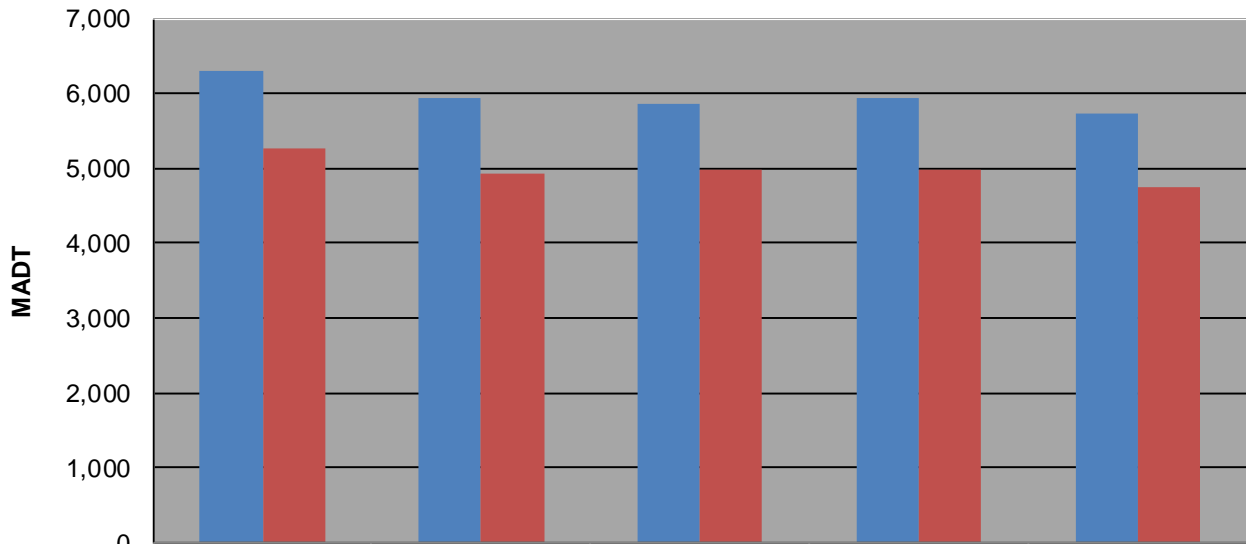
### Weekday (WD)/Weekend (WE) Monthly Average Daily Traffic



|        | Jan   | Feb   | Mar   | Apr   | May   | Jun   | Jul   | Aug   | Sep   | Oct   | Nov   | Dec   |
|--------|-------|-------|-------|-------|-------|-------|-------|-------|-------|-------|-------|-------|
| '08 WD | 5,928 | 6,018 | 5,956 | 6,486 | 6,954 | 6,870 | 6,482 | 6,296 | 6,376 | 6,300 | 6,060 | 5,940 |
| '08 WE | 4,856 | 4,898 | 5,056 | 5,408 | 5,826 | 5,748 | 5,466 | 5,248 | 5,422 | 5,274 | 5,002 | 4,820 |
| '09 WD | 5,596 | 5,682 | 5,776 | 6,488 | 6,674 | 6,622 | 6,300 | 6,006 | 6,006 | 5,928 | 5,966 | 5,498 |
| '09 WE | 4,628 | 4,746 | 4,944 | 5,346 | 5,604 | 5,498 | 5,212 | 5,082 | 4,960 | 4,926 | 4,816 | 4,606 |
| '10 WD | 5,508 | 5,504 | 5,670 | 6,232 | 6,248 | 5,870 | 5,550 | 5,786 | 5,552 | 5,854 | 5,604 | 5,672 |
| '10 WE | 4,478 | 4,574 | 4,814 | 5,242 | 5,402 | 5,132 | 4,798 | 4,730 | 4,698 | 4,982 | 4,556 | 4,158 |
| '11 WD | 5,432 | 5,412 | 5,342 | 5,918 | 6,336 | 6,398 | 6,116 | 5,980 | 5,866 | 5,930 | 5,670 | 5,632 |
| '11 WE | 4,448 | 4,460 | 4,496 | 5,028 | 5,186 | 5,664 | 5,158 | 5,056 | 4,924 | 4,986 | 4,704 | 4,754 |
| '12 WD | 5,294 | 5,200 | 5,570 | 6,096 | 6,198 | 6,258 | 5,574 | 5,630 | 5,758 | 5,738 |       |       |
| '12 WE | 4,468 | 4,630 | 4,950 | 5,128 | 5,088 | 5,384 | 4,938 | 4,760 | 4,804 | 4,762 |       |       |

Note: 'Weekday' defined as Monday-Friday, 'Weekend' defined as Saturday-Sunday

### Weekday/Weekend Monthly Average Daily Traffic ('08-'12)



|         | Oct-08 | Oct-09 | Oct-10 | Oct-11 | Oct-12 |
|---------|--------|--------|--------|--------|--------|
| Weekday | 6,300  | 5,928  | 5,854  | 5,930  | 5,738  |
| Weekend | 5,274  | 4,926  | 4,982  | 4,986  | 4,762  |