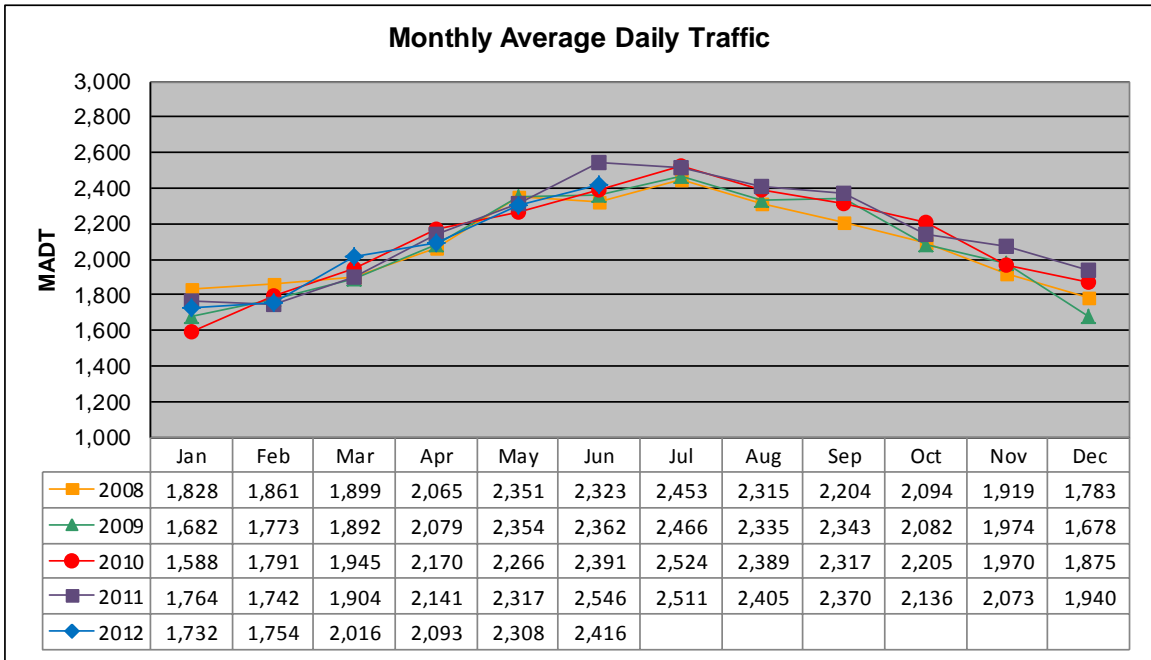


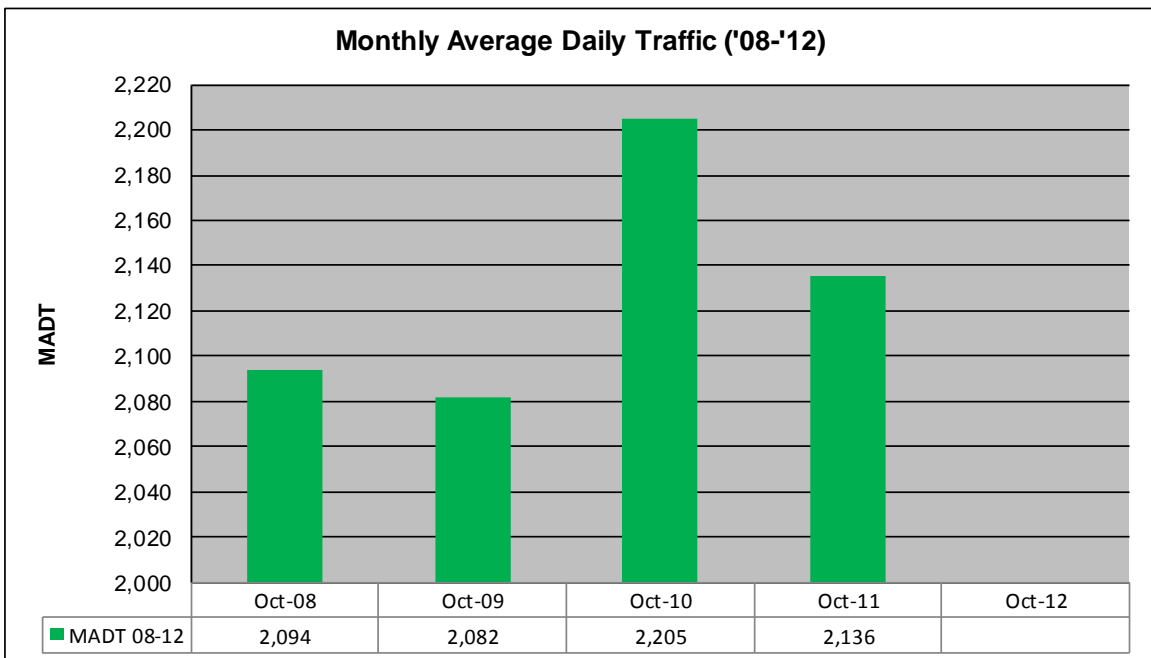
MONTHLY REPORT, STATION NO. 179 (ATR)

OCTOBER 2012

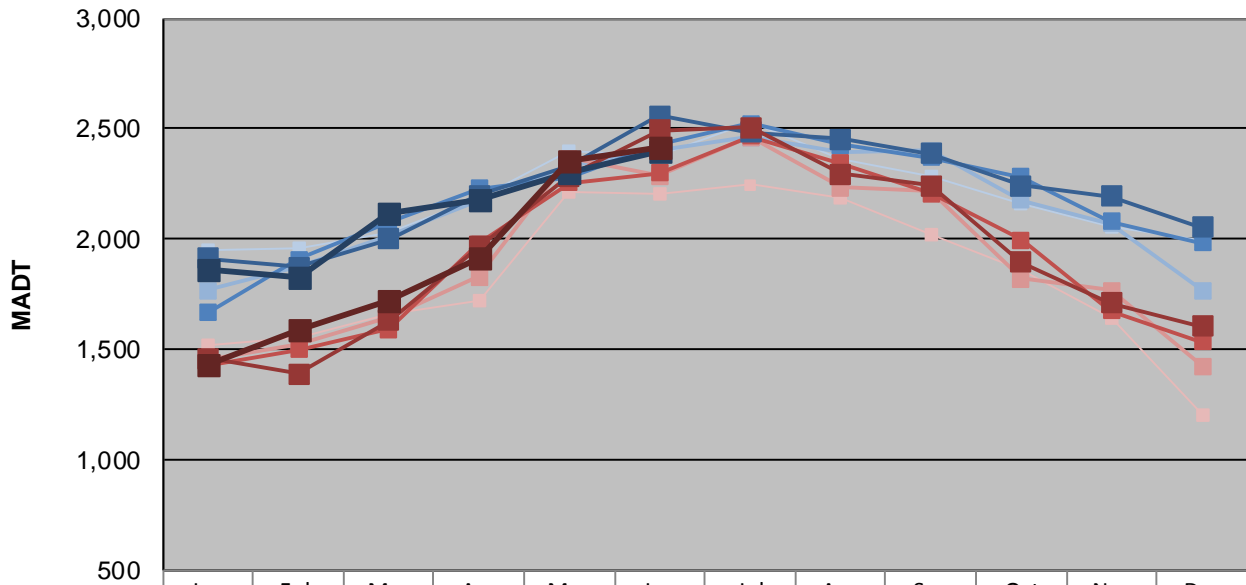
Station Measurement: VOLUME/SPEED/CLASS		
Route: TH 59	Route Direction: N/S	Lanes: 2
County: Lyon	Closest City: Garvin	
Functional Class: Rural Principal Arterial - Other		
Location: AT CSAH14 (110TH ST), E OF GARVIN		
Ref Post: 056+00.631	True Mile: 54.394	Sequence No. 6746
Volume:		MADT:
Weekday (M-F) MADT:		Weekend (Sa-Su) MADT:



Note: No data from July to October 2012 due to construction on CSAH 14



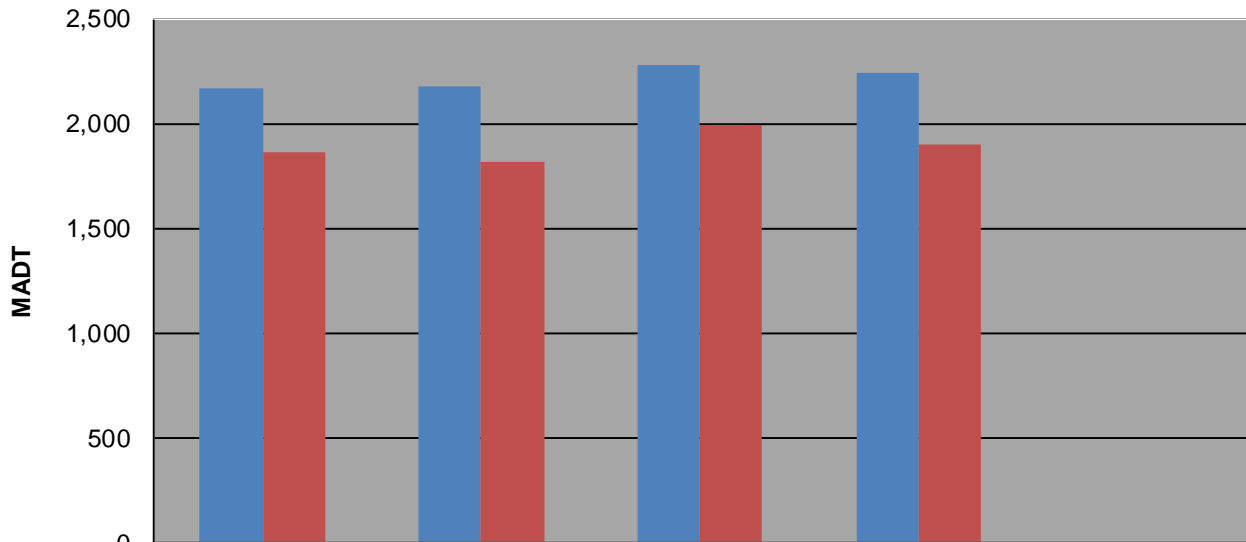
Weekday (WD)/Weekend (WE) Monthly Average Daily Traffic



	Jan	Feb	Mar	Apr	May	Jun	Jul	Aug	Sep	Oct	Nov	Dec
'08 WD	1,946	1,960	2,026	2,186	2,396	2,378	2,532	2,360	2,282	2,164	2,056	1,990
'08 WE	1,516	1,554	1,658	1,720	2,210	2,204	2,246	2,184	2,022	1,862	1,646	1,200
'09 WD	1,766	1,872	2,012	2,174	2,334	2,402	2,460	2,390	2,400	2,178	2,072	1,766
'09 WE	1,456	1,524	1,644	1,828	2,366	2,284	2,460	2,234	2,218	1,818	1,768	1,424
'10 WD	1,664	1,908	2,080	2,228	2,276	2,430	2,524	2,426	2,368	2,280	2,078	1,984
'10 WE	1,424	1,500	1,590	1,976	2,256	2,300	2,466	2,344	2,208	1,996	1,676	1,534
'11 WD	1,910	1,872	2,002	2,196	2,332	2,558	2,482	2,452	2,386	2,244	2,194	2,052
'11 WE	1,458	1,390	1,630	1,964	2,286	2,494	2,508	2,296	2,242	1,896	1,712	1,604
'12 WD	1,862	1,824	2,116	2,176	2,304	2,396						
'12 WE	1,434	1,592	1,720	1,916	2,354	2,414						

Note: 'Weekday' defined as Monday-Friday, 'Weekend' defined as Saturday-Sunday

Weekday/Weekend Monthly Average Daily Traffic ('08-'12)



	Oct-08	Oct-09	Oct-10	Oct-11	Oct-12
Weekday	2,164	2,178	2,280	2,244	
Weekend	1,862	1,818	1,996	1,896	