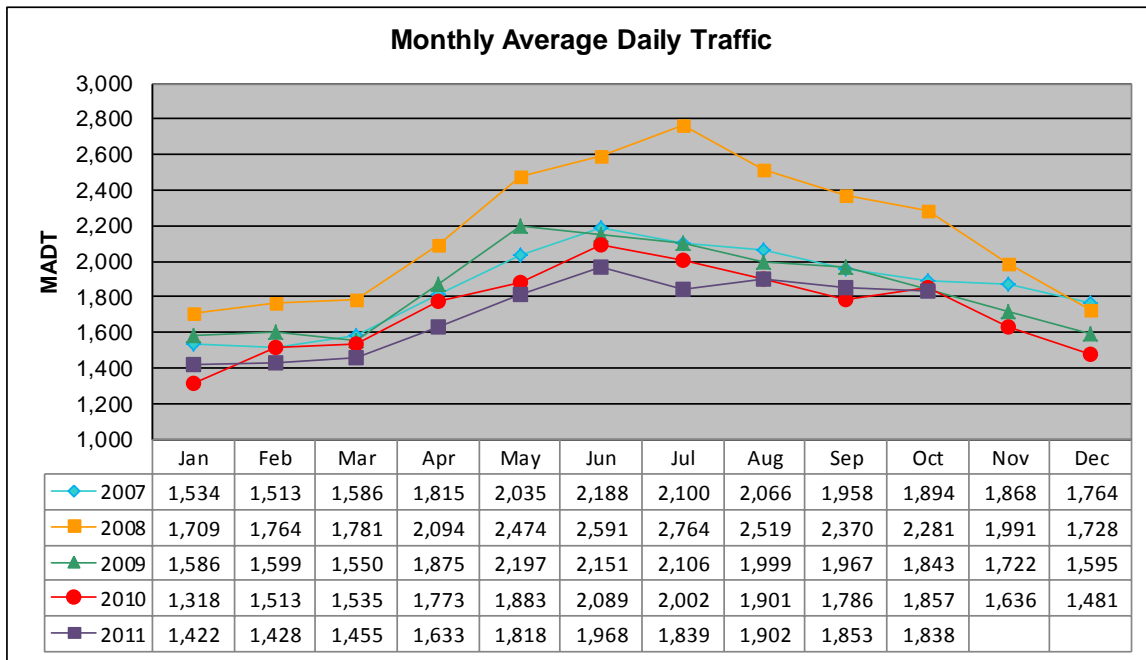


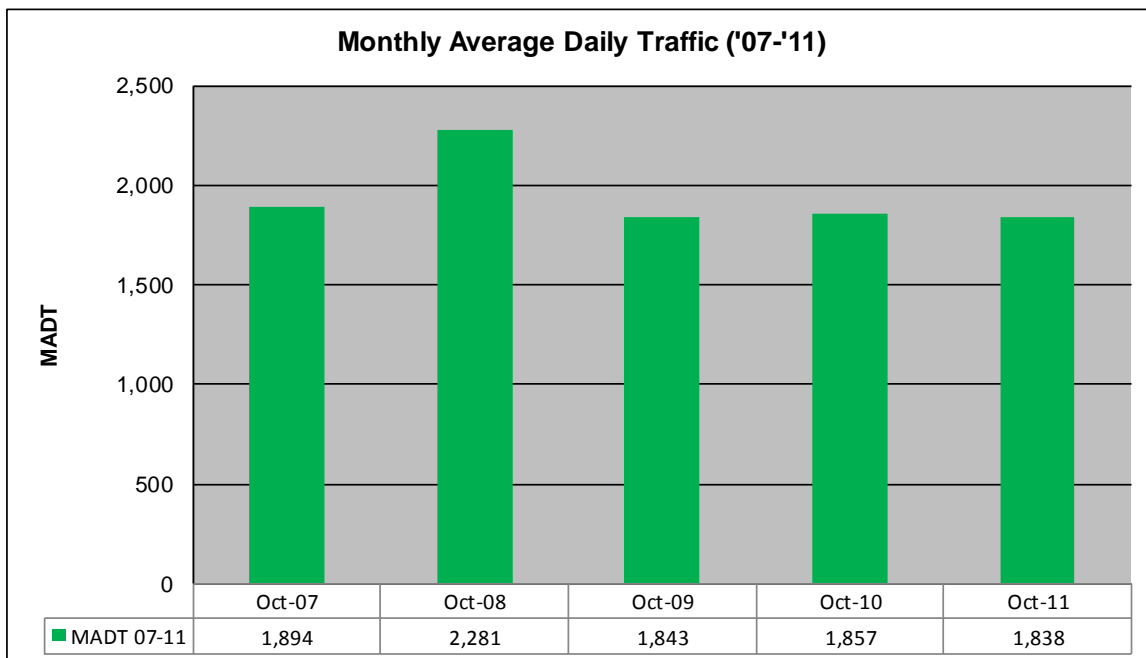
MONTHLY REPORT, STATION NO. 400 (ATR)

OCTOBER 2011

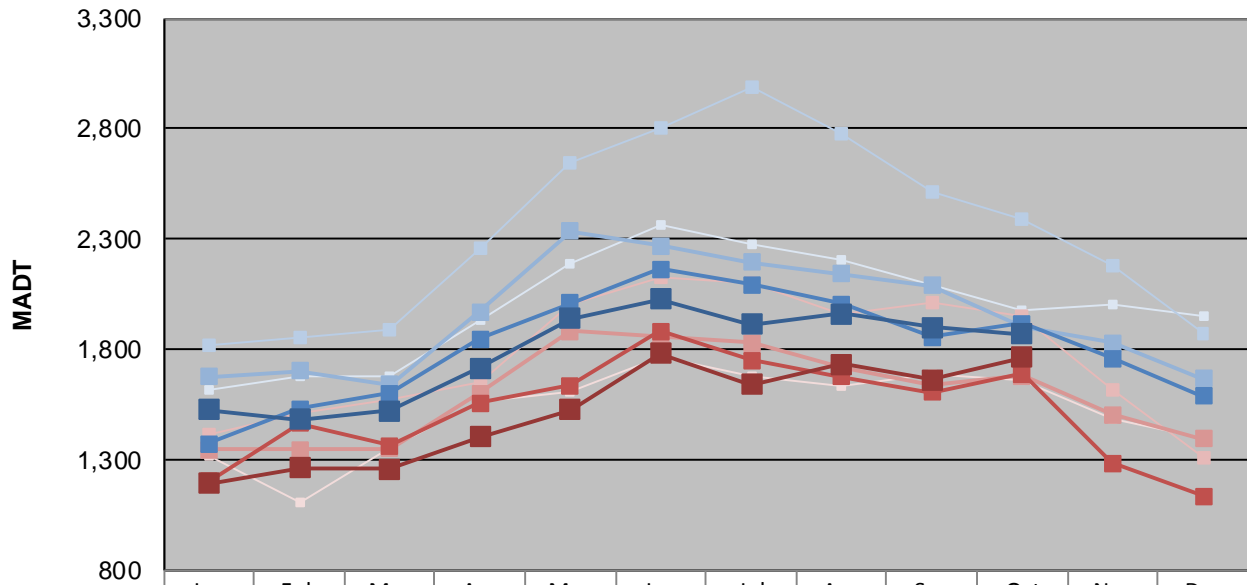
| | | |
|---|----------------------|------------------------------------|
| Station Measurement: VOLUME | | |
| Route: CSAH 31 | Route Direction: N/S | Lanes: 4 |
| County: Hennepin | Closest City: Edina | |
| Functional Class: Rural Minor Arterial | | |
| Location: S OF MSAS145 (W 70TH ST) IN EDINA | | |
| Ref Post: 001+00.100 | True Mile: 1.1 | Sequence No. 9881 |
| Volume: 56,968 | | MADT: 1,838 |
| Weekday (M-F) MADT: 1,868 | | (Sa-Su) Weekend MADT: 1,762 |



Note: Increase in traffic April to November 2008 due to detours from TH 12 and county roads



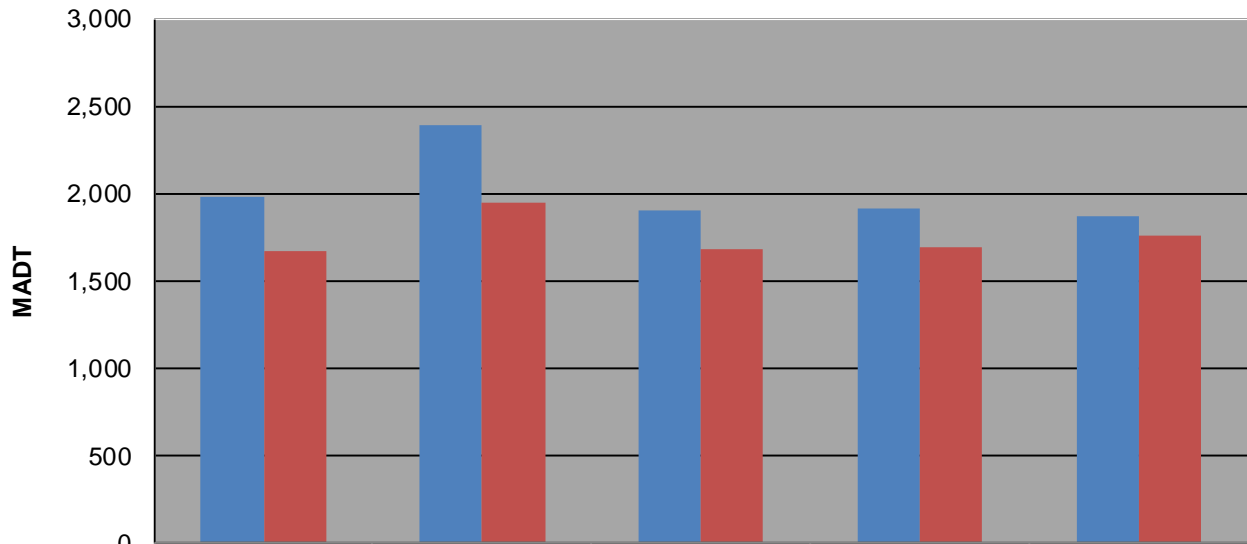
Weekday (WD)/Weekend (WE) Monthly Average Daily Traffic



| | Jan | Feb | Mar | Apr | May | Jun | Jul | Aug | Sep | Oct | Nov | Dec |
|--------|-------|-------|-------|-------|-------|-------|-------|-------|-------|-------|-------|-------|
| '07 WD | 1,620 | 1,676 | 1,674 | 1,932 | 2,184 | 2,360 | 2,276 | 2,206 | 2,092 | 1,978 | 2,000 | 1,950 |
| '07 WE | 1,318 | 1,108 | 1,356 | 1,566 | 1,606 | 1,770 | 1,682 | 1,634 | 1,688 | 1,664 | 1,486 | 1,392 |
| '08 WD | 1,818 | 1,852 | 1,888 | 2,254 | 2,646 | 2,802 | 2,986 | 2,778 | 2,516 | 2,388 | 2,180 | 1,872 |
| '08 WE | 1,414 | 1,508 | 1,568 | 1,650 | 2,006 | 2,126 | 2,104 | 1,962 | 2,008 | 1,952 | 1,614 | 1,312 |
| '09 WD | 1,674 | 1,700 | 1,642 | 1,972 | 2,336 | 2,270 | 2,196 | 2,140 | 2,090 | 1,900 | 1,828 | 1,666 |
| '09 WE | 1,348 | 1,346 | 1,352 | 1,602 | 1,884 | 1,854 | 1,828 | 1,718 | 1,634 | 1,682 | 1,502 | 1,392 |
| '10 WD | 1,374 | 1,532 | 1,602 | 1,848 | 2,012 | 2,164 | 2,092 | 2,006 | 1,854 | 1,916 | 1,758 | 1,588 |
| '10 WE | 1,202 | 1,466 | 1,362 | 1,556 | 1,634 | 1,884 | 1,752 | 1,674 | 1,604 | 1,690 | 1,286 | 1,136 |
| '11 WD | 1,528 | 1,484 | 1,520 | 1,714 | 1,940 | 2,028 | 1,914 | 1,962 | 1,900 | 1,868 | | |
| '11 WE | 1,190 | 1,264 | 1,258 | 1,404 | 1,526 | 1,782 | 1,642 | 1,732 | 1,664 | 1,762 | | |

Note: 'Weekday' defined as Monday-Friday, 'Weekend' defined as Saturday-Sunday

Weekday/Weekend Monthly Average Daily Traffic ('07-'11)



| | Oct-07 | Oct-08 | Oct-09 | Oct-10 | Oct-11 |
|---------|--------|--------|--------|--------|--------|
| Weekday | 1,978 | 2,388 | 1,900 | 1,916 | 1,868 |
| Weekend | 1,664 | 1,952 | 1,682 | 1,690 | 1,762 |