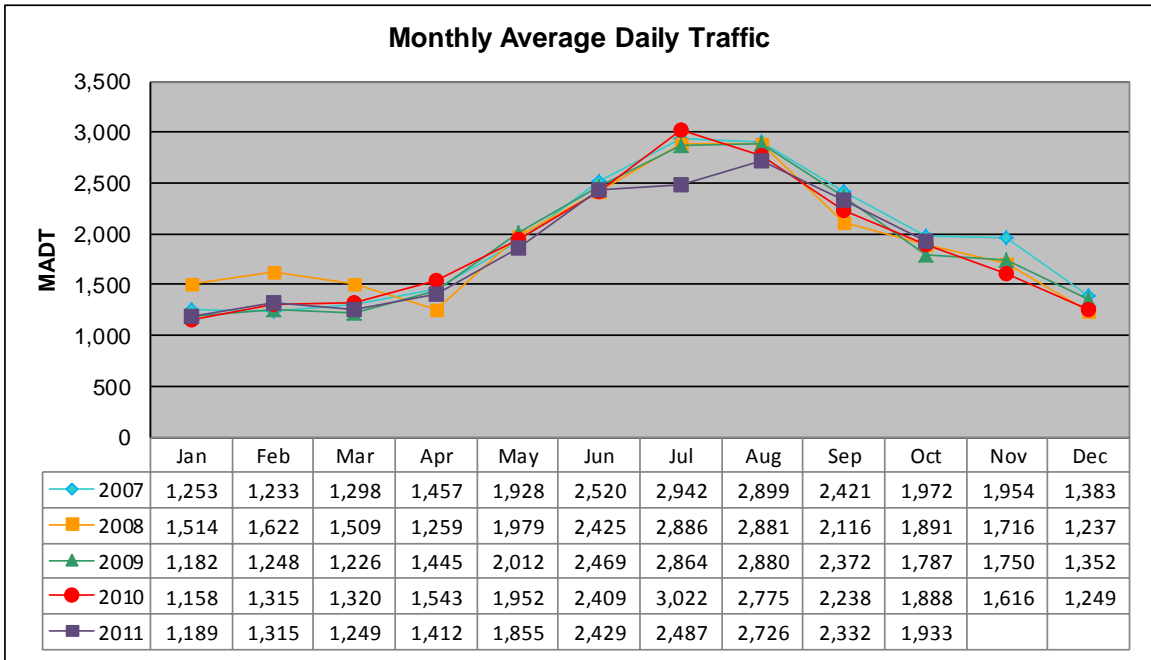


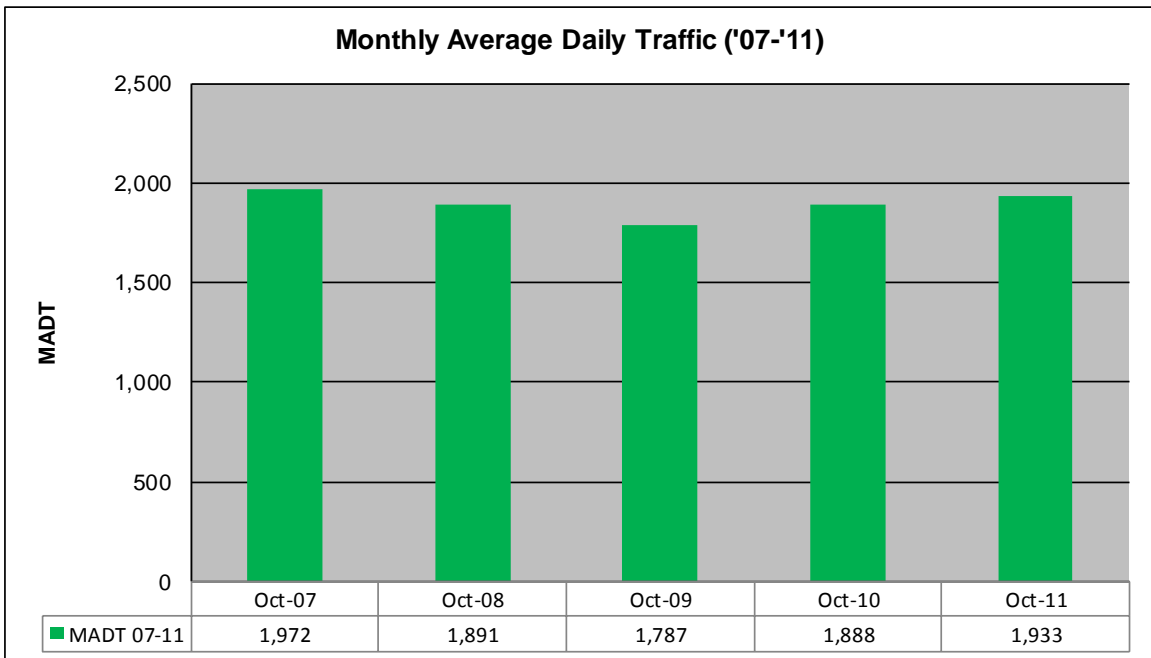
MONTHLY REPORT, STATION NO. 220 (ATR)

OCTOBER 2011

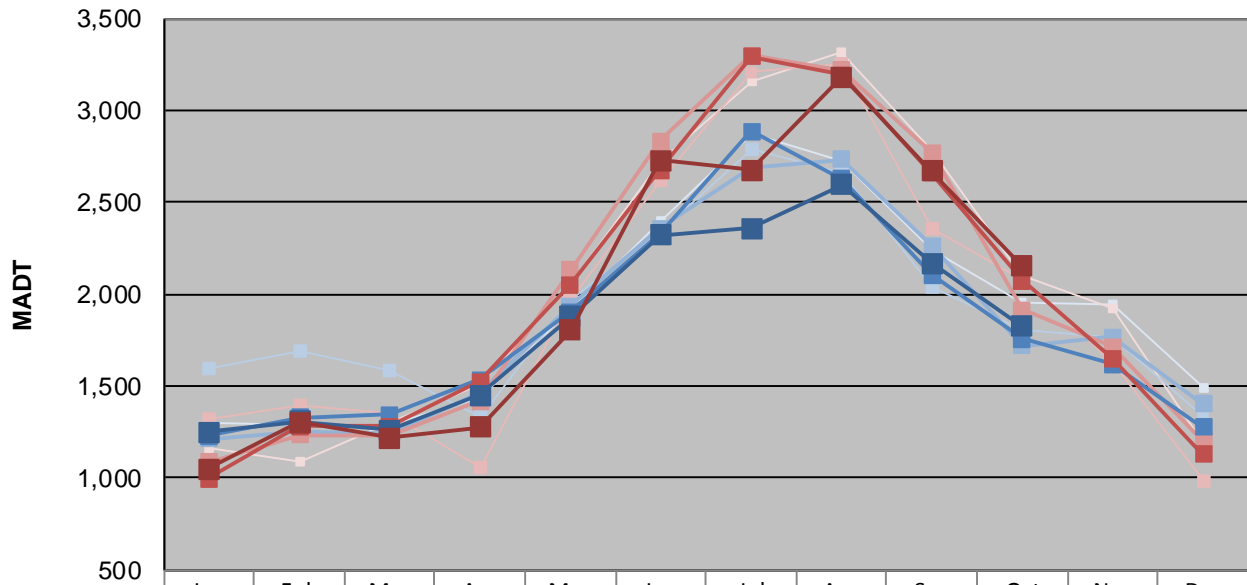
| | | |
|--|---------------------------|------------------------------------|
| Station Measurement: VOLUME/SPEED/CLASS | | |
| Route: TH 71 | Route Direction: N/S | Lanes: 2 |
| County: Hubbard | Closest City: Park Rapids | |
| Functional Class: Rural Principal Arterial - Other | | |
| Location: S OF CR89, N OF PARK RAPIDS | | |
| Ref Post: 275+00.062 | True Mile: 275.098 | Sequence No. 6727 |
| Volume: 59,919 | | MADT: 1,933 |
| Weekday (M-F) MADT: 1,826 | | Weekend (Sa-Su) MADT: 2,150 |



Note: Decrease in traffic July 2011 due to construction on CR 34 & CR 113



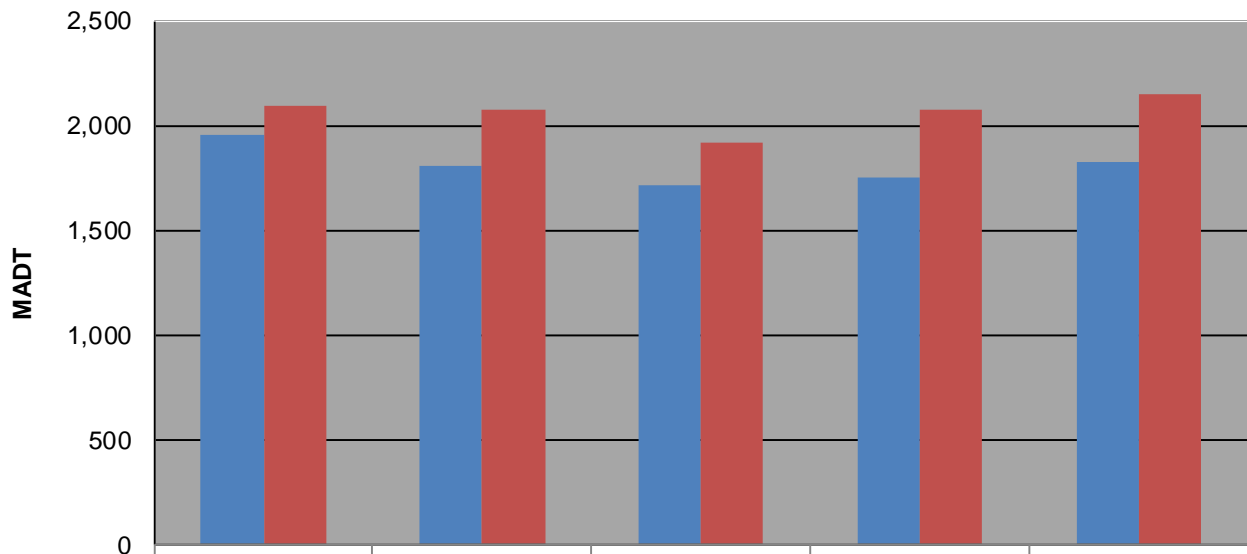
Weekday (WD)/Weekend (WE) Monthly Average Daily Traffic



| | Jan | Feb | Mar | Apr | May | Jun | Jul | Aug | Sep | Oct | Nov | Dec |
|--------|-------|-------|-------|-------|-------|-------|-------|-------|-------|-------|-------|-------|
| '07 WD | 1,296 | 1,288 | 1,292 | 1,442 | 1,914 | 2,402 | 2,872 | 2,728 | 2,242 | 1,956 | 1,946 | 1,486 |
| '07 WE | 1,168 | 1,094 | 1,300 | 1,506 | 2,046 | 2,728 | 3,160 | 3,314 | 2,778 | 2,098 | 1,918 | 1,180 |
| '08 WD | 1,594 | 1,688 | 1,590 | 1,334 | 1,962 | 2,342 | 2,786 | 2,666 | 2,038 | 1,810 | 1,762 | 1,336 |
| '08 WE | 1,322 | 1,398 | 1,352 | 1,058 | 1,970 | 2,618 | 3,208 | 3,250 | 2,354 | 2,076 | 1,628 | 980 |
| '09 WD | 1,212 | 1,254 | 1,238 | 1,460 | 1,934 | 2,356 | 2,686 | 2,732 | 2,262 | 1,718 | 1,766 | 1,404 |
| '09 WE | 1,086 | 1,236 | 1,234 | 1,420 | 2,130 | 2,834 | 3,298 | 3,220 | 2,770 | 1,916 | 1,716 | 1,202 |
| '10 WD | 1,228 | 1,328 | 1,344 | 1,534 | 1,904 | 2,334 | 2,886 | 2,626 | 2,106 | 1,756 | 1,618 | 1,278 |
| '10 WE | 998 | 1,282 | 1,282 | 1,522 | 2,050 | 2,674 | 3,292 | 3,194 | 2,658 | 2,074 | 1,652 | 1,128 |
| '11 WD | 1,248 | 1,310 | 1,258 | 1,448 | 1,880 | 2,320 | 2,356 | 2,596 | 2,170 | 1,826 | | |
| '11 WE | 1,048 | 1,302 | 1,220 | 1,276 | 1,804 | 2,726 | 2,674 | 3,182 | 2,668 | 2,150 | | |

Note: 'Weekday' defined as Monday-Friday, 'Weekend' defined as Saturday-Sunday

Weekday/Weekend Monthly Average Daily Traffic ('07-'11)



| | Oct-07 | Oct-08 | Oct-09 | Oct-10 | Oct-11 |
|---------|--------|--------|--------|--------|--------|
| Weekday | 1,956 | 1,810 | 1,718 | 1,756 | 1,826 |
| Weekend | 2,098 | 2,076 | 1,916 | 2,074 | 2,150 |