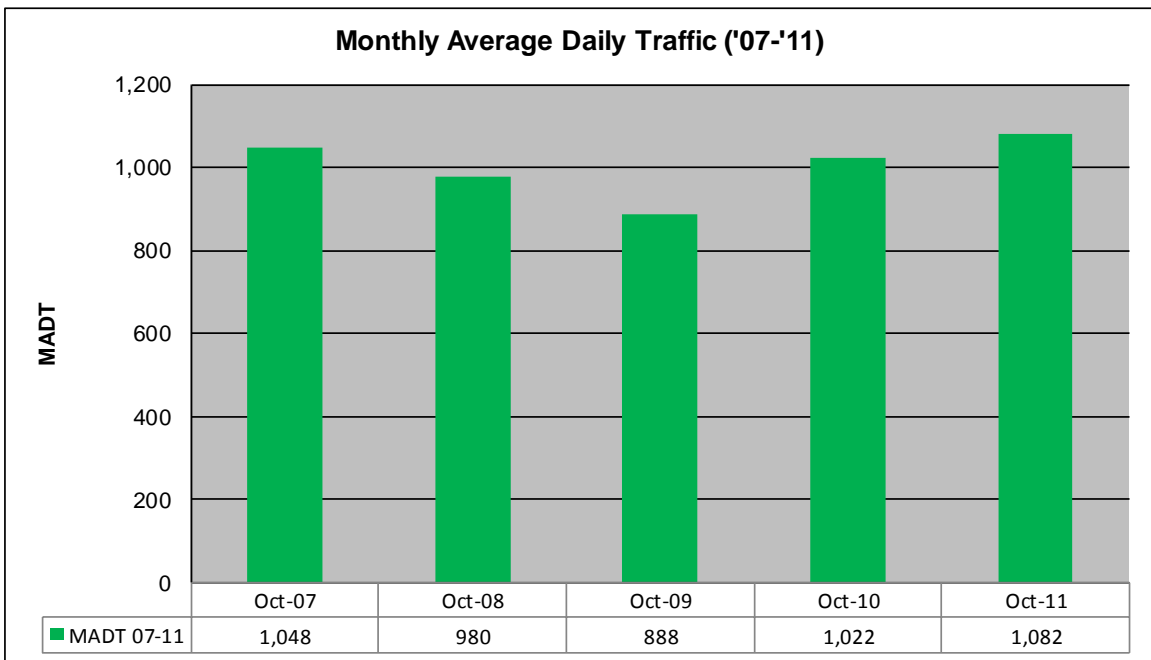
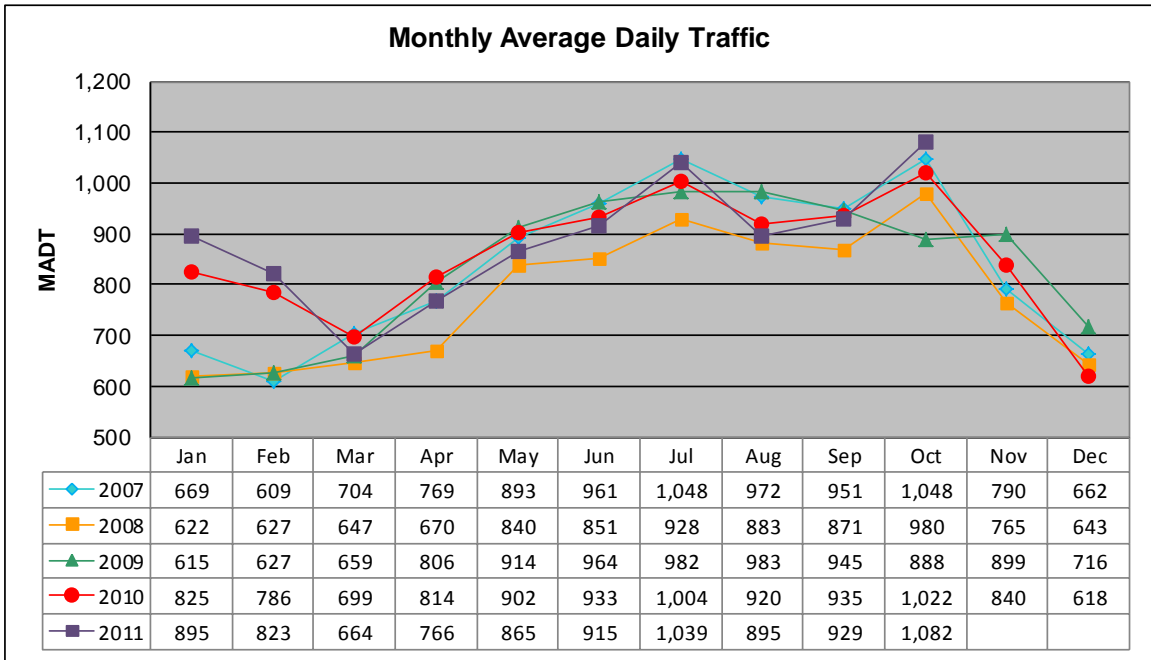


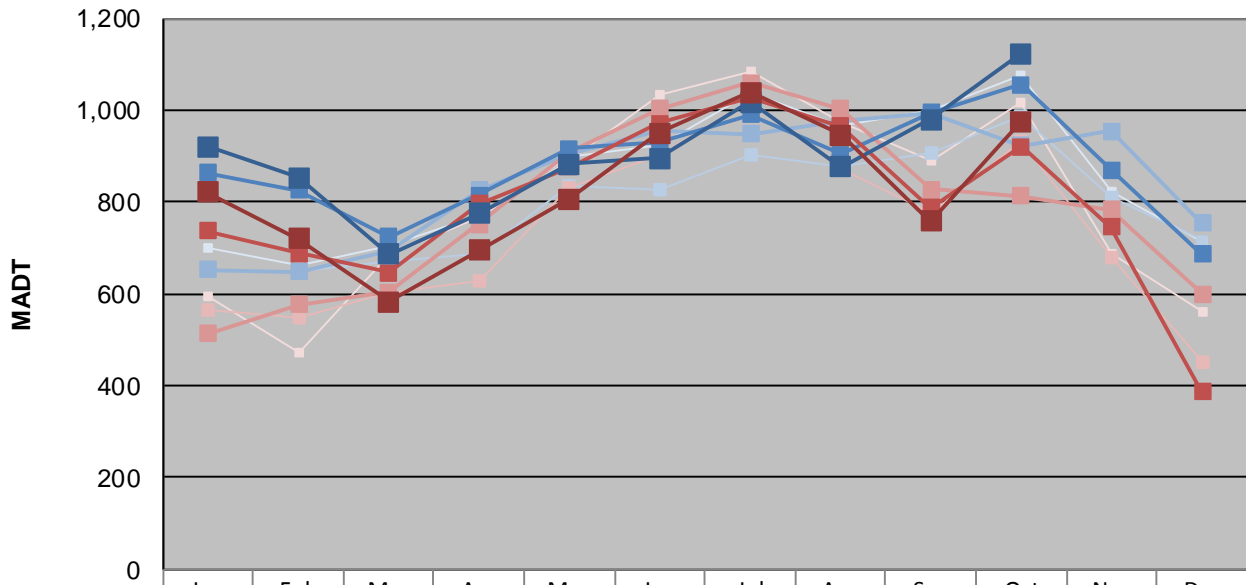
MONTHLY REPORT, STATION NO. 218 (ATR)

OCTOBER 2011

Station Measurement: VOLUME		
Route: TH 29	Route Direction: N/S	Lanes: 2
County: Chippewa		Closest City: Montevideo
Functional Class: Rural Minor Arterial		
Location: S OF 120TH ST SE, NE OF MONTEVIDEO		
Ref Post: 021+00.260	True Mile: 21.098	Sequence No. 6743
Volume: 33,549		MADT: 1,082
Weekday (M-F) MADT: 1,124		Weekend (Sa-Su) MADT: 976



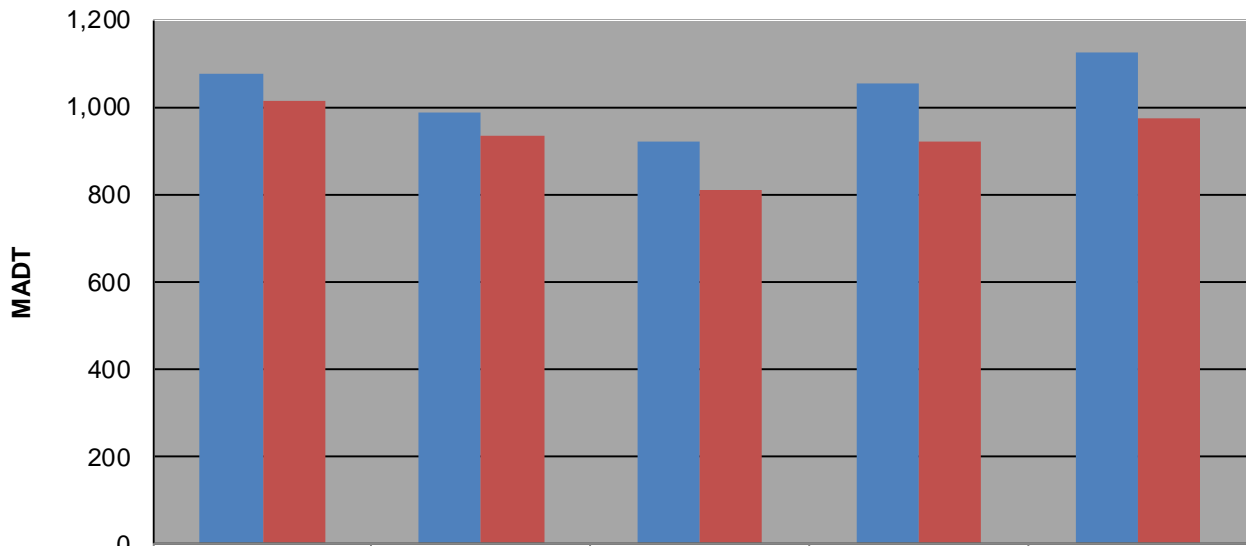
Weekday (WD)/Weekend (WE) Monthly Average Daily Traffic



	Jan	Feb	Mar	Apr	May	Jun	Jul	Aug	Sep	Oct	Nov	Dec
'07 WD	702	664	706	770	898	924	1,038	966	1,000	1,074	822	712
'07 WE	596	472	684	768	892	1,032	1,084	974	890	1,016	688	562
'08 WD	648	650	670	686	836	826	902	878	906	988	808	716
'08 WE	566	550	604	630	832	902	1,022	874	778	934	680	452
'09 WD	652	648	694	826	906	956	948	978	992	922	954	754
'09 WE	514	576	604	752	908	1,002	1,060	1,002	828	812	784	600
'10 WD	864	826	724	816	916	928	990	904	994	1,056	870	686
'10 WE	736	688	646	796	876	972	1,026	964	788	920	746	386
'11 WD	920	854	686	776	882	896	1,018	876	980	1,124		
'11 WE	822	720	582	694	806	950	1,038	946	758	976		

Note: 'Weekday' defined as Monday-Friday, 'Weekend' defined as Saturday-Sunday

Weekday/Weekend Monthly Average Daily Traffic ('07-'11)



	Oct-07	Oct-08	Oct-09	Oct-10	Oct-11
Weekday	1,074	988	922	1,056	1,124
Weekend	1,016	934	812	920	976