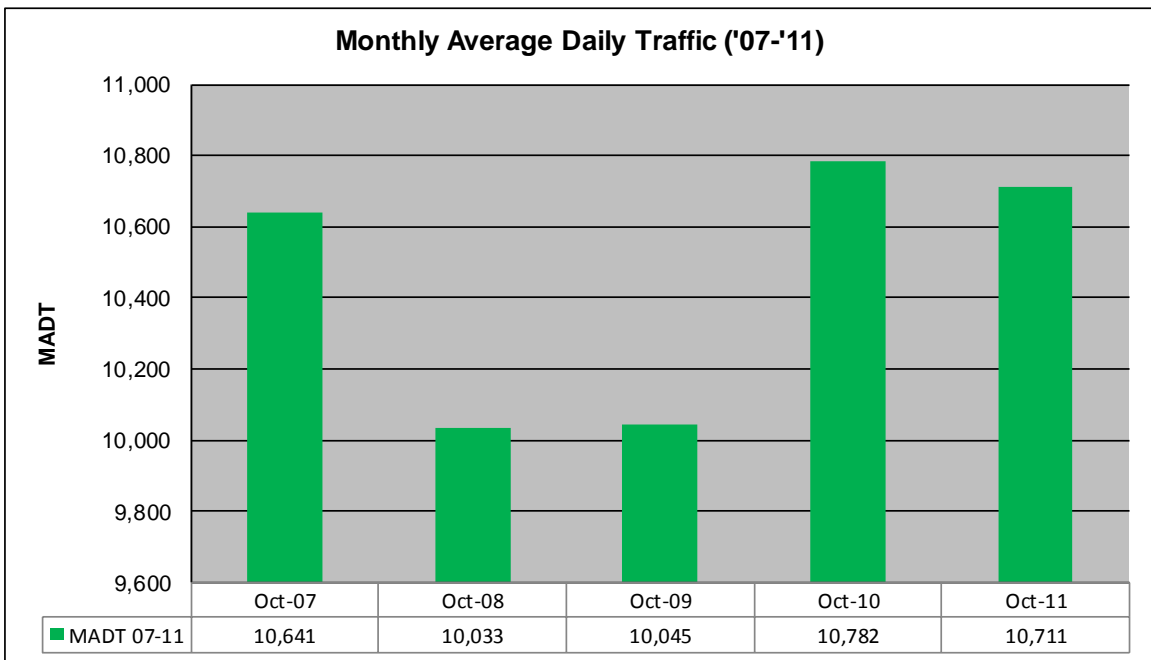
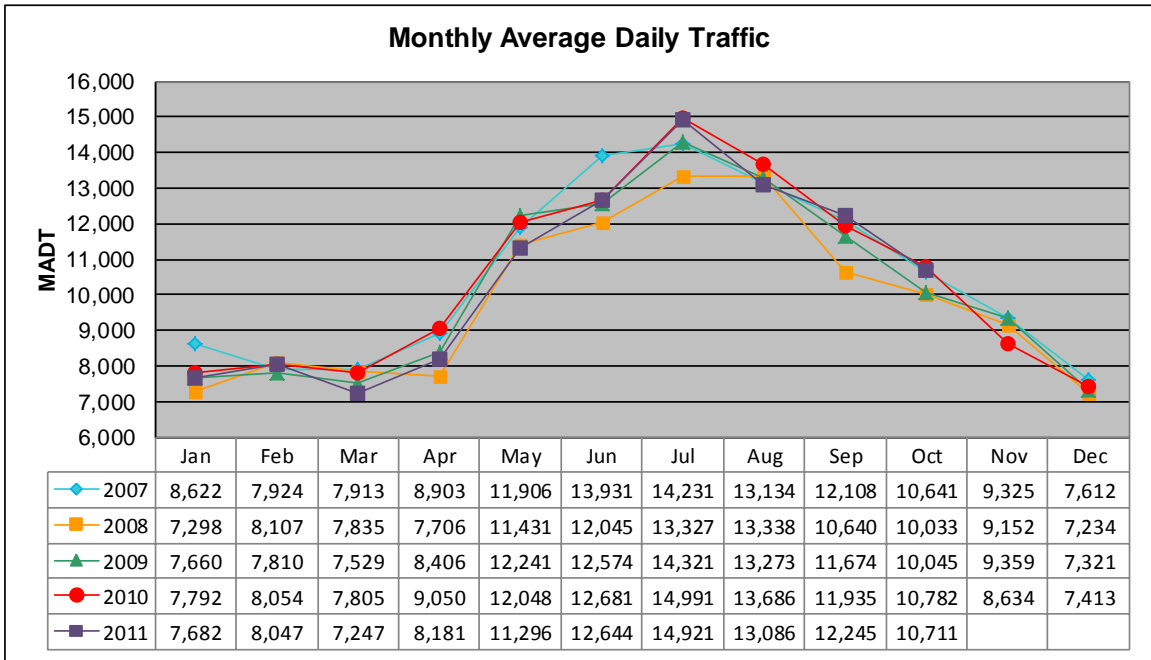


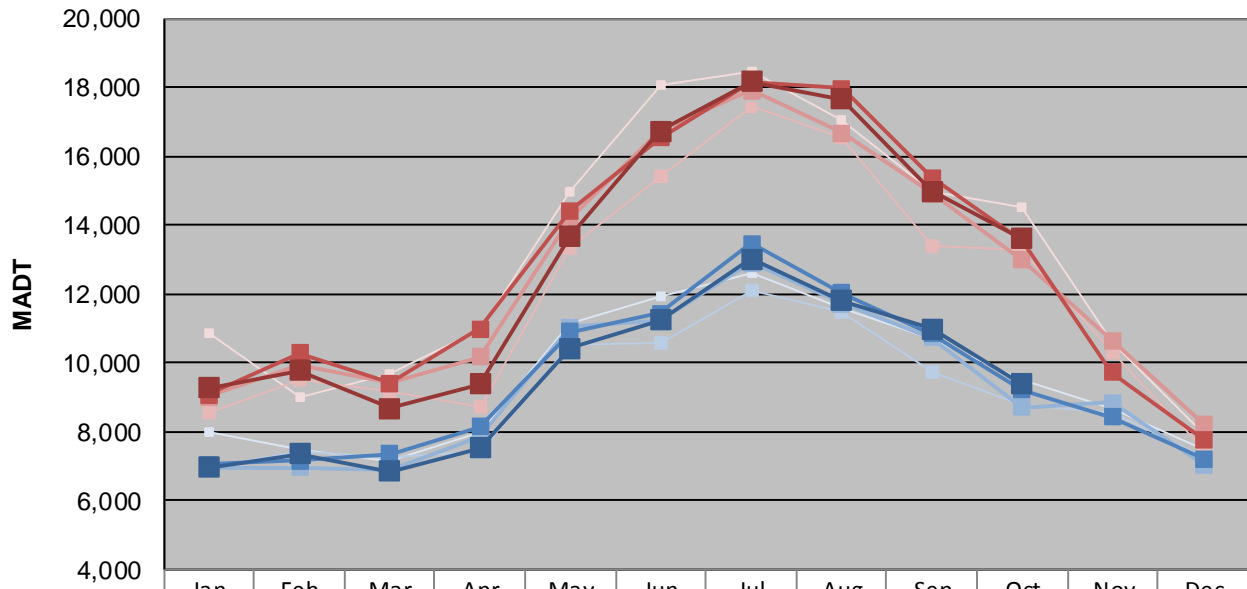
MONTHLY REPORT, STATION NO. 204 (ATR)

OCTOBER 2011

Station Measurement: VOLUME/SPEED/CLASS		
Route: TH 169	Route Direction: N/S	Lanes: 4
County: Mille Lacs		Closest City: Onamia
Functional Class: Rural Principal Arterial - Other		
Location: .3 MI N OF CSAH22 (350TH ST), S OF ONAMIA		
Ref Post: 212+00.700	True Mile: 210.2	Sequence No. 6780
Volume: 332,034		MADT: 10,711
Weekday (M-F) MADT: 9,386		Weekend (Sa-Su) MADT: 13,604



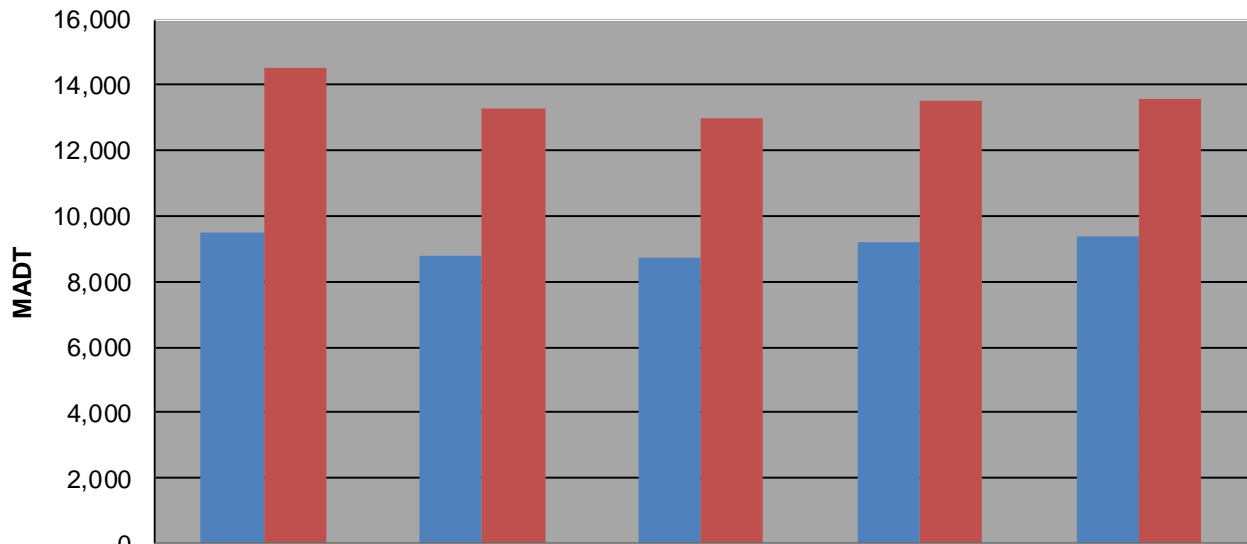
Weekday (WD)/Weekend (WE) Monthly Average Daily Traffic



	Jan	Feb	Mar	Apr	May	Jun	Jul	Aug	Sep	Oct	Nov	Dec
'07 WD	7,984	7,488	7,128	8,010	11,146	11,902	12,606	11,584	10,668	9,488	8,644	7,470
'07 WE	10,844	9,014	9,680	10,980	14,988	18,062	18,438	17,062	14,986	14,532	10,574	7,934
'08 WD	6,980	7,398	7,242	7,422	10,492	10,578	12,092	11,498	9,712	8,774	8,572	7,262
'08 WE	8,540	9,504	9,164	8,700	13,318	15,418	17,422	16,526	13,398	13,264	10,312	7,456
'09 WD	6,962	6,958	6,860	7,824	11,028	11,222	12,888	11,714	10,730	8,698	8,852	7,030
'09 WE	9,018	9,942	9,418	10,162	14,222	16,762	17,898	16,680	14,920	12,982	10,636	8,216
'10 WD	7,030	7,164	7,362	8,154	10,908	11,438	13,466	12,022	10,848	9,206	8,408	7,222
'10 WE	9,074	10,280	9,420	10,988	14,408	16,518	18,172	17,974	15,386	13,548	9,704	7,774
'11 WD	6,948	7,348	6,848	7,514	10,414	11,232	13,004	11,798	10,982	9,386		
'11 WE	9,278	9,768	8,674	9,382	13,692	16,718	18,168	17,644	14,992	13,604		

Note: 'Weekday' defined as Monday-Friday, 'Weekend' defined as Saturday-Sunday

Weekday/Weekend Monthly Average Daily Traffic ('07-'11)



	Oct-07	Oct-08	Oct-09	Oct-10	Oct-11
Weekday	9,488	8,774	8,698	9,206	9,386
Weekend	14,532	13,264	12,982	13,548	13,604