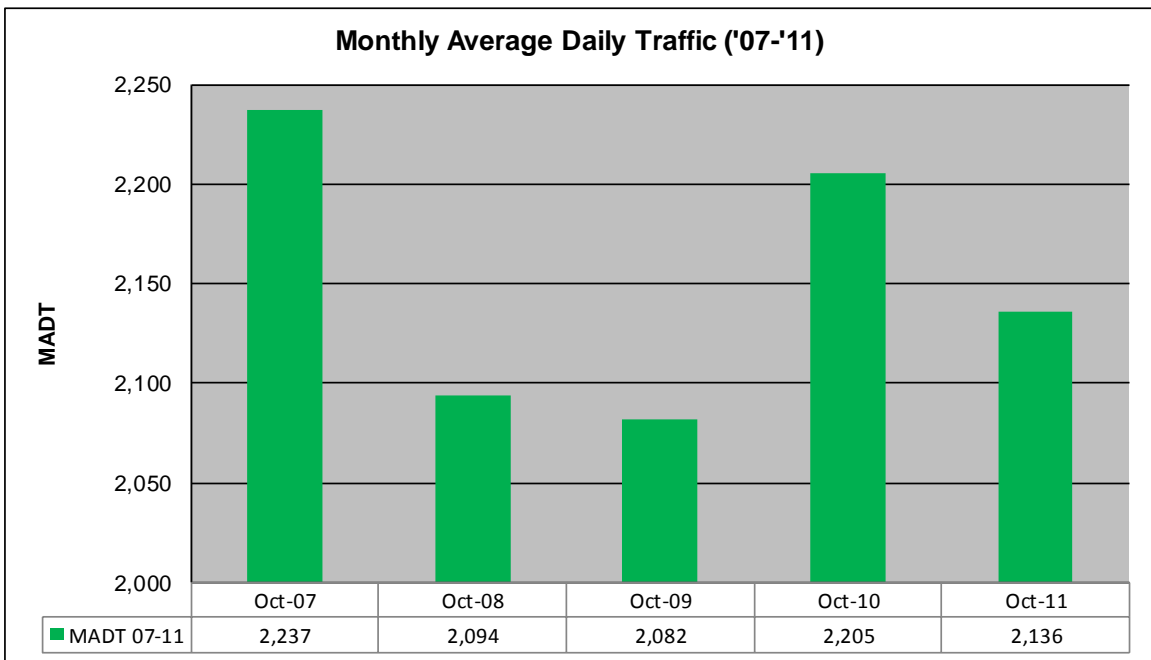
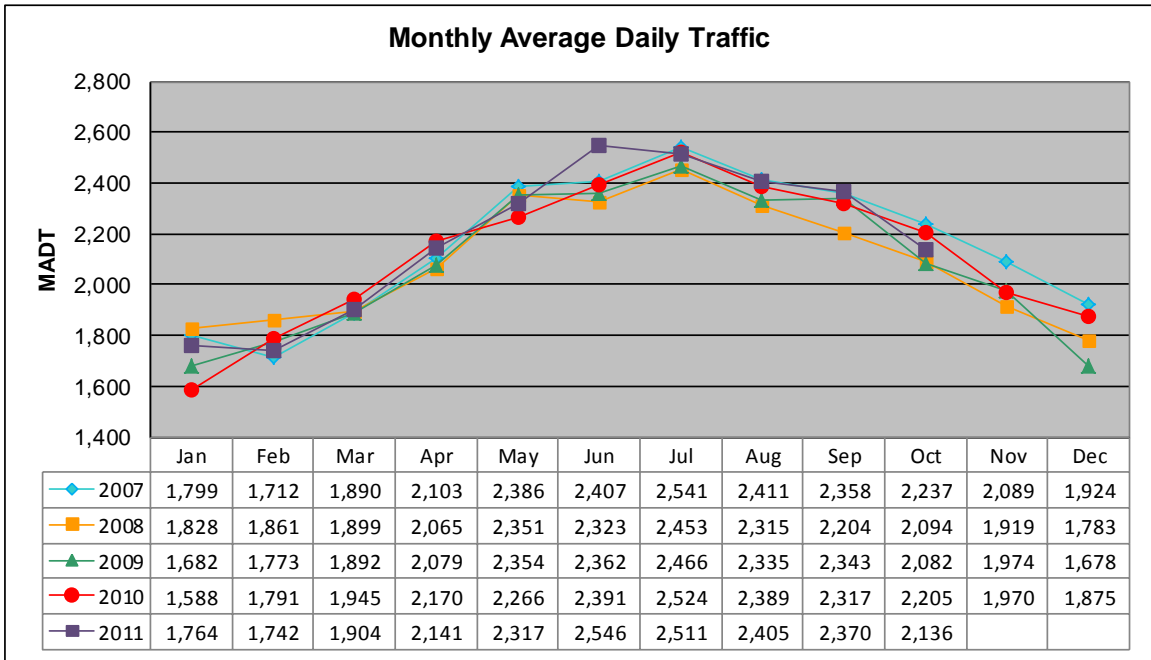


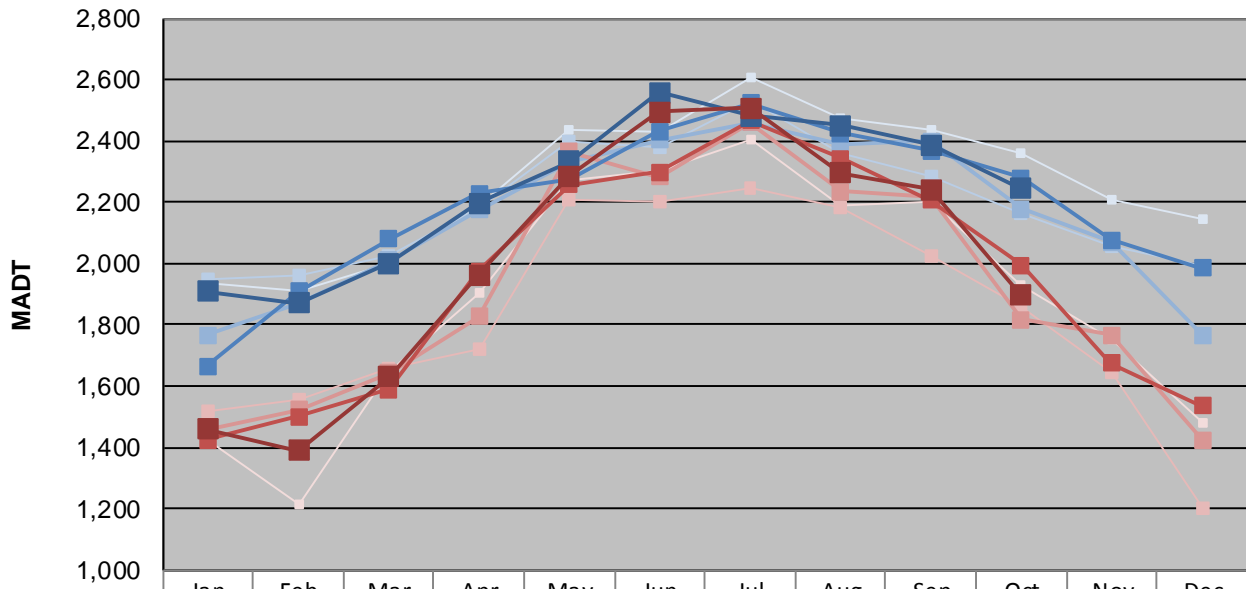
MONTHLY REPORT, STATION NO. 179 (ATR)

OCTOBER 2011

Station Measurement: VOLUME/SPEED/CLASS		
Route: TH 59	Route Direction: N/S	Lanes: 2
County: Lyon		Closest City: Garvin
Functional Class: Rural Principal Arterial - Other		
Location: AT CSAH14 (110TH ST), NEAR GARVIN		
Ref Post: 056+00.631	True Mile: 54.394	Sequence No. 6746
Volume: 66,209		MADT: 2,136
Weekday (M-F) MADT: 2,244		Weekend (Sa-Su) MADT: 1,896



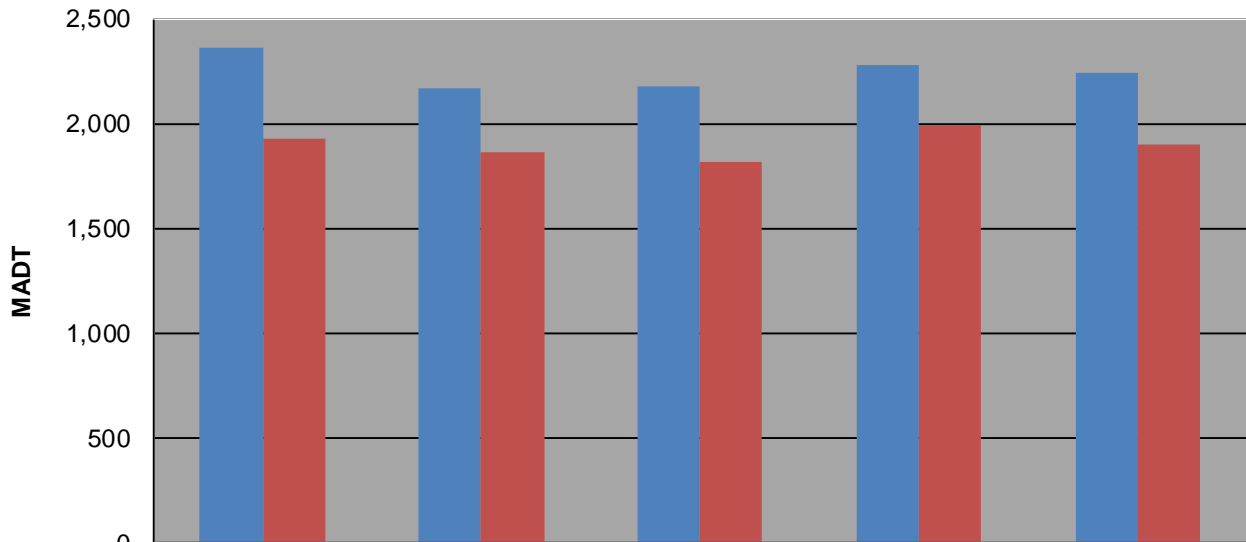
Weekday (WD)/Weekend (WE) Monthly Average Daily Traffic



	Jan	Feb	Mar	Apr	May	Jun	Jul	Aug	Sep	Oct	Nov	Dec
'07 WD	1,938	1,912	1,998	2,192	2,438	2,432	2,610	2,472	2,436	2,358	2,206	2,142
'07 WE	1,420	1,212	1,642	1,902	2,270	2,306	2,404	2,192	2,204	1,932	1,750	1,480
'08 WD	1,946	1,960	2,026	2,186	2,396	2,378	2,532	2,360	2,282	2,164	2,056	1,990
'08 WE	1,516	1,554	1,658	1,720	2,210	2,204	2,246	2,184	2,022	1,862	1,646	1,200
'09 WD	1,766	1,872	2,012	2,174	2,334	2,402	2,460	2,390	2,400	2,178	2,072	1,766
'09 WE	1,456	1,524	1,644	1,828	2,366	2,284	2,460	2,234	2,218	1,818	1,768	1,424
'10 WD	1,664	1,908	2,080	2,228	2,276	2,430	2,524	2,426	2,368	2,280	2,078	1,984
'10 WE	1,424	1,500	1,590	1,976	2,256	2,300	2,466	2,344	2,208	1,996	1,676	1,534
'11 WD	1,910	1,872	2,002	2,196	2,332	2,558	2,482	2,452	2,386	2,244		
'11 WE	1,458	1,390	1,630	1,964	2,286	2,494	2,508	2,296	2,242	1,896		

Note: 'Weekday' defined as Monday-Friday, 'Weekend' defined as Saturday-Sunday

Weekday/Weekend Monthly Average Daily Traffic ('07-'11)



	Oct-07	Oct-08	Oct-09	Oct-10	Oct-11
Weekday	2,358	2,164	2,178	2,280	2,244
Weekend	1,932	1,862	1,818	1,996	1,896