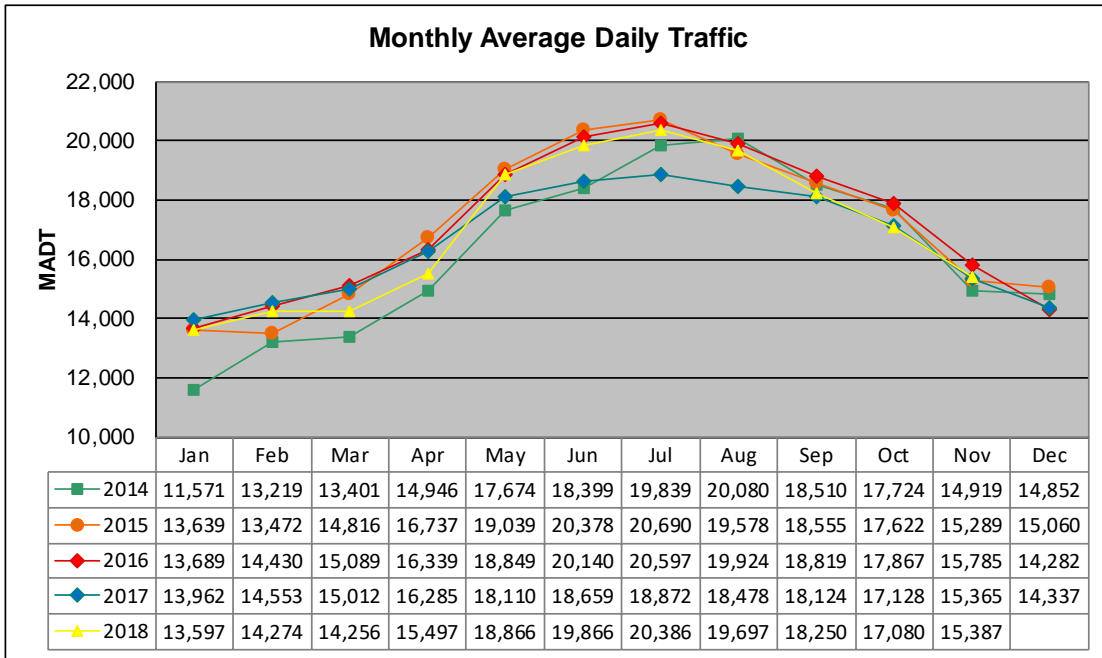


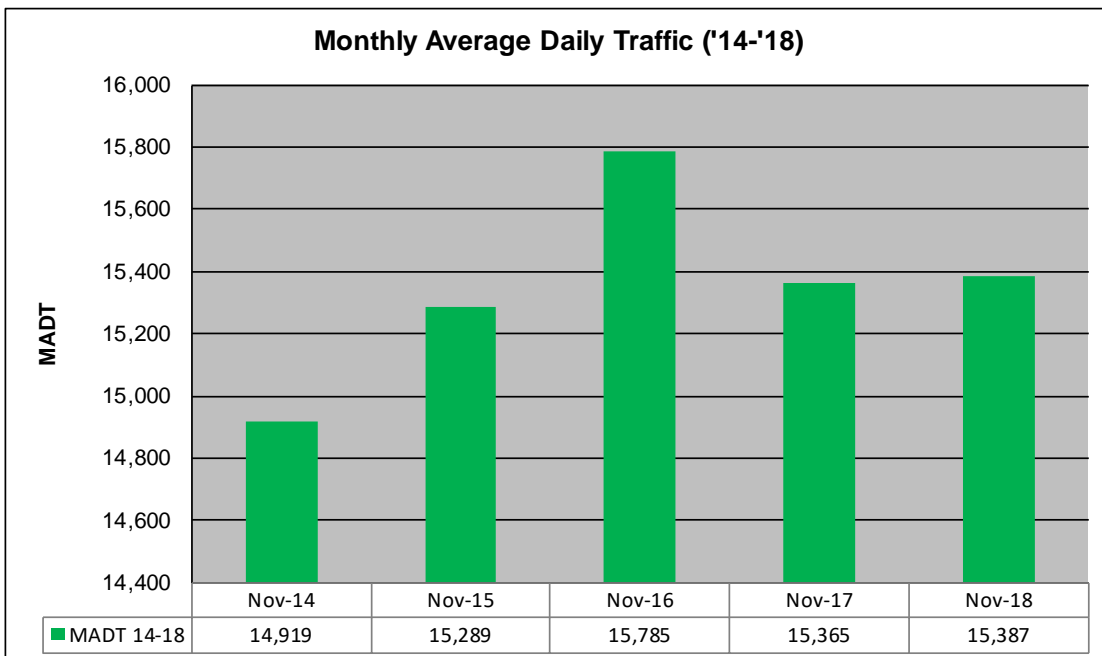
MONTHLY REPORT, STATION NO. 43 (WIM)

NOVEMBER 2018

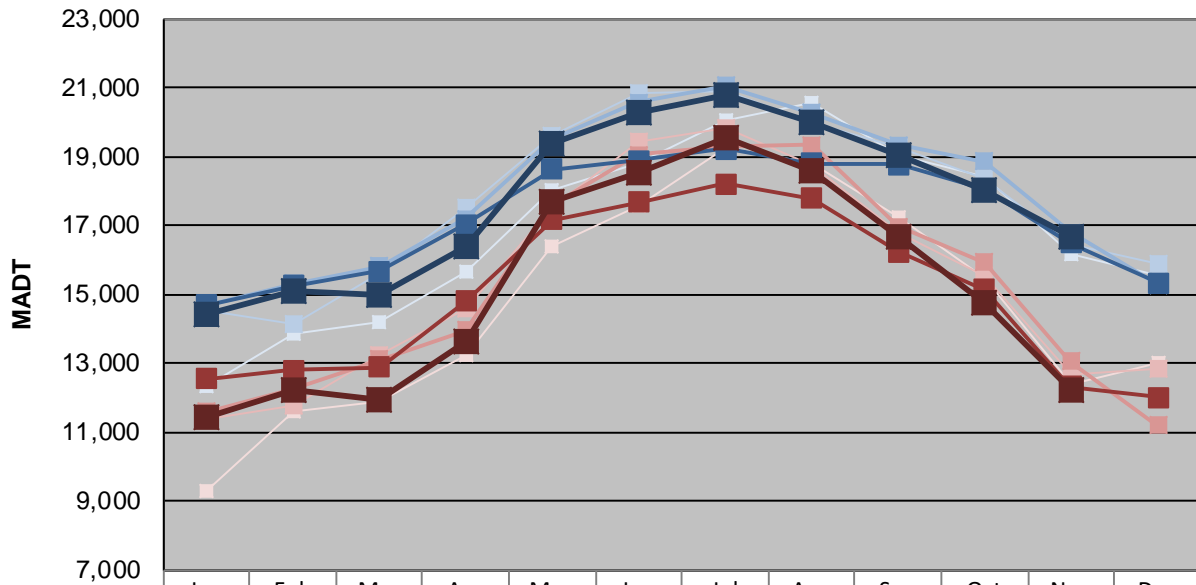
| | | |
|--|-----------------------|-------------------------------------|
| Station Measurement: VOLUME/SPEED/CLASS/WEIGHT | | |
| Route: TH 10 | Route Direction: E/W | Lanes: 4 |
| County: Clay | Closest City: Glyndon | |
| Functional Class: Rural Principal Arterial - Other | | |
| Location: .3 W OF CR68 (90TH ST S), W OF GLYNDON | | |
| Ref Post: 007+00.510 | True Mile: 7.323 | Sequence No. 6733 |
| Volume: 430,849* (28 days) | | MADT: 15,387 |
| Weekday (M-F) MADT: 16,646 | | Weekend (Sa-Su) MADT: 12,241 |



Note: Decrease in traffic June/July 2017 due to construction on TH 10



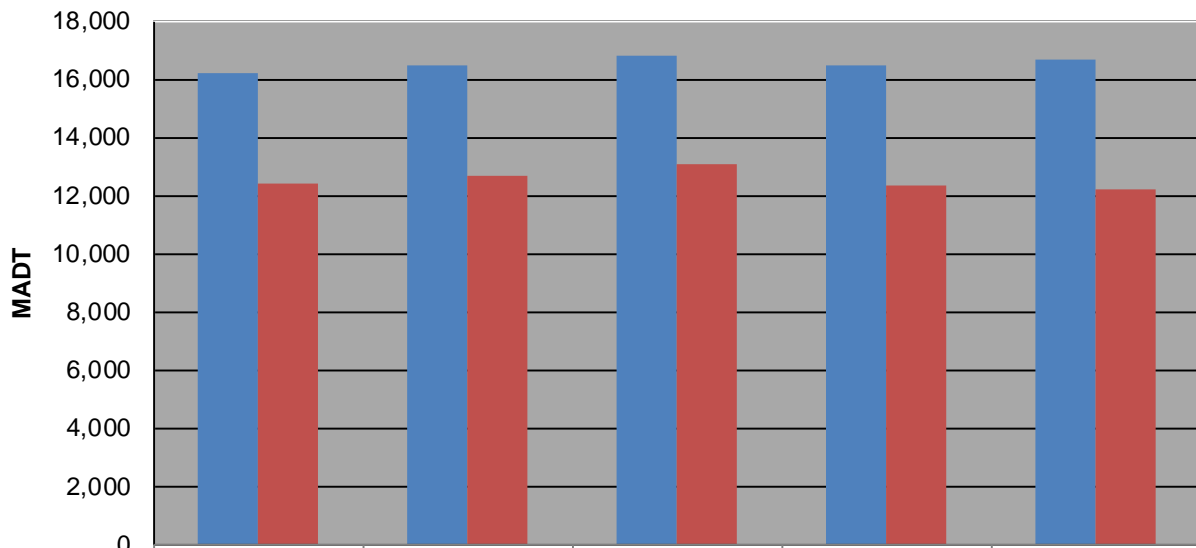
Weekday (WD)/Weekend (WE) Monthly Average Daily Traffic



| | Jan | Feb | Mar | Apr | May | Jun | Jul | Aug | Sep | Oct | Nov | Dec |
|--------|--------|--------|--------|--------|--------|--------|--------|--------|--------|--------|--------|--------|
| '14 WD | 12,360 | 13,874 | 14,176 | 15,648 | 18,050 | 18,788 | 20,070 | 20,550 | 19,060 | 18,414 | 16,184 | 15,558 |
| '14 WE | 9,272 | 11,582 | 11,914 | 13,236 | 16,366 | 17,562 | 19,262 | 18,814 | 17,228 | 15,474 | 12,392 | 12,992 |
| '15 WD | 14,510 | 14,162 | 15,582 | 17,516 | 19,602 | 20,838 | 20,890 | 20,018 | 19,288 | 18,346 | 16,442 | 15,886 |
| '15 WE | 11,372 | 11,748 | 13,220 | 14,610 | 17,500 | 19,426 | 19,806 | 18,752 | 16,796 | 15,566 | 12,676 | 12,848 |
| '16 WD | 14,650 | 15,320 | 15,822 | 17,188 | 19,486 | 20,556 | 21,042 | 20,272 | 19,332 | 18,844 | 16,804 | 15,274 |
| '16 WE | 11,582 | 12,248 | 13,106 | 13,942 | 17,582 | 19,046 | 19,292 | 19,320 | 16,980 | 15,912 | 13,050 | 11,204 |
| '17 WD | 14,692 | 15,250 | 15,680 | 17,026 | 18,616 | 18,886 | 19,224 | 18,786 | 18,760 | 18,046 | 16,488 | 15,330 |
| '17 WE | 12,538 | 12,812 | 12,890 | 14,802 | 17,158 | 17,658 | 18,212 | 17,770 | 16,242 | 15,150 | 12,318 | 12,018 |
| '18 WD | 14,430 | 15,090 | 14,996 | 16,400 | 19,368 | 20,284 | 20,768 | 19,998 | 19,034 | 18,012 | 16,646 | |
| '18 WE | 11,452 | 12,236 | 11,960 | 13,612 | 17,708 | 18,556 | 19,562 | 18,572 | 16,684 | 14,736 | 12,241 | |

Note: 'Weekday' defined as Monday-Friday, 'Weekend' defined as Saturday-Sunday

Weekday/Weekend Monthly Average Daily Traffic ('14-'18)



| | Nov-14 | Nov-15 | Nov-16 | Nov-17 | Nov-18 |
|---------|--------|--------|--------|--------|--------|
| Weekday | 16,184 | 16,442 | 16,804 | 16,488 | 16,646 |
| Weekend | 12,392 | 12,676 | 13,050 | 12,318 | 12,241 |