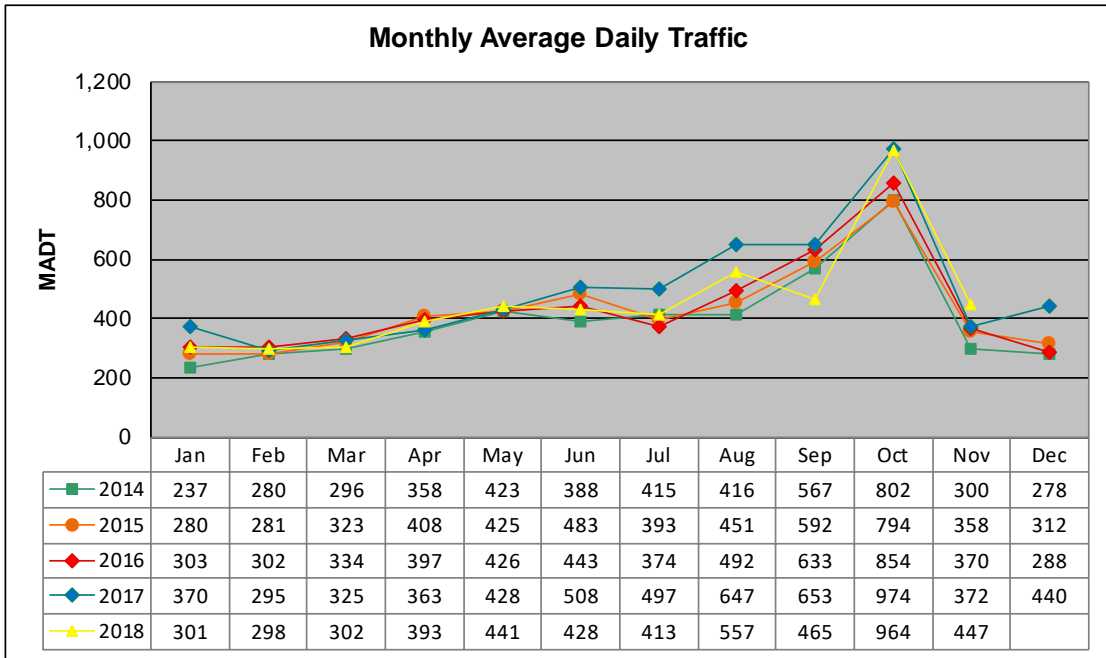


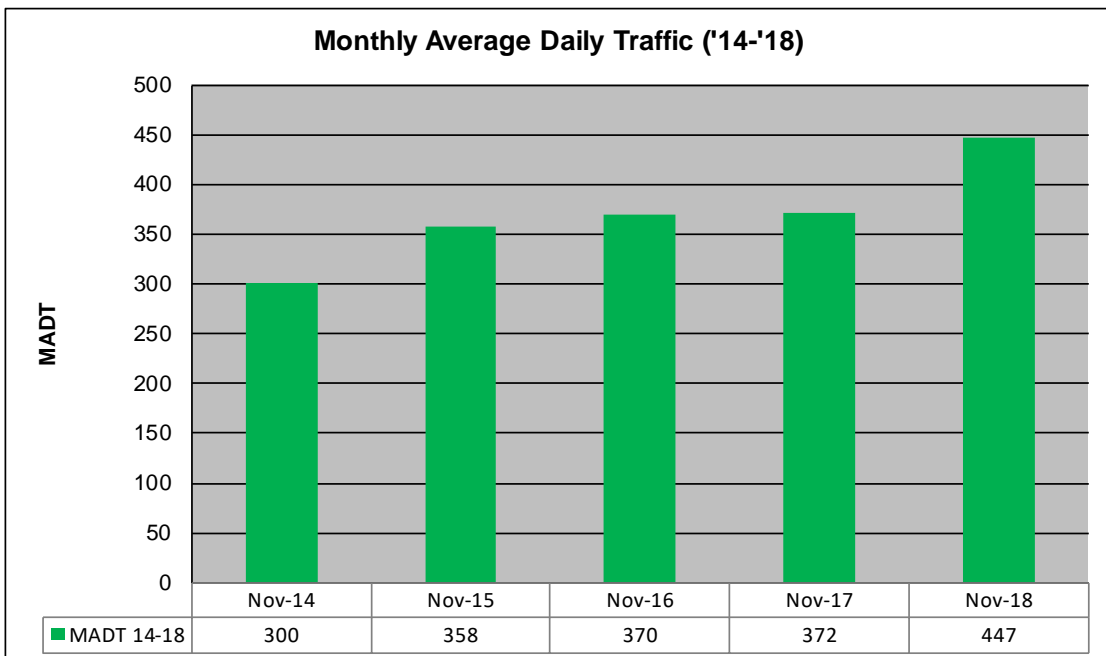
# MONTHLY REPORT, STATION NO. 41 (WIM)

## NOVEMBER 2018

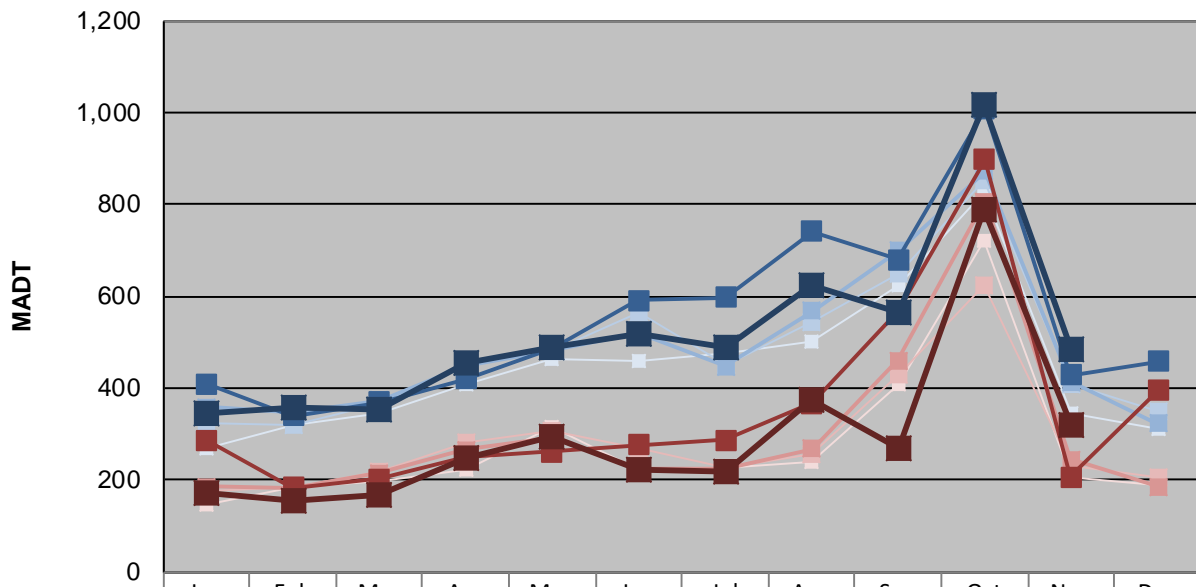
Station Measurement: VOLUME/SPEED/CLASS/WEIGHT		
Route: CSAH 14	Route Direction: N/S	Lanes: 2
County: Polk	Closest City: Crookston	
Functional Class: Rural Major Collector		
Location: 1.3 MI N OF CSAH45, S OF CROOKSTON		
Ref Post: 014+00.850	True Mile: 14.85	Sequence No. 9817
<b>Volume: 9,826* (22 days)</b>		<b>MADT: 447</b>
<b>Weekday (M-F) MADT: 484</b>		<b>Weekend (Sa-Su) MADT: 321</b>



Note: Increase in traffic during Octobers due to beet harvesting



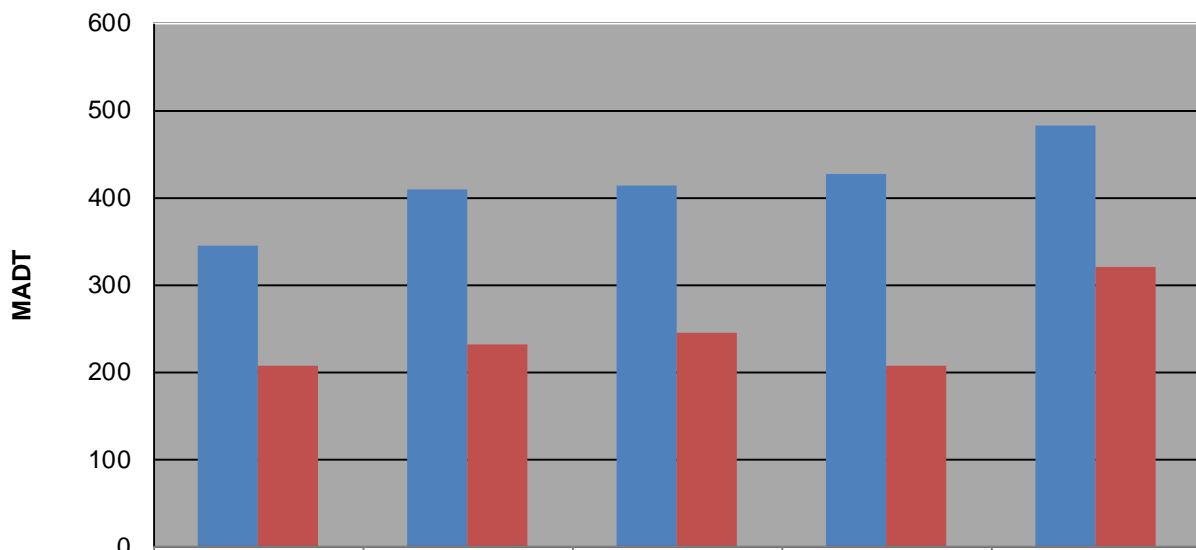
### Weekday (WD)/Weekend (WE) Monthly Average Daily Traffic



	Jan	Feb	Mar	Apr	May	Jun	Jul	Aug	Sep	Oct	Nov	Dec
'14 WD	270	320	346	408	464	460	478	502	622	828	346	312
'14 WE	148	184	196	224	314	224	228	238	408	722	208	188
'15 WD	326	320	368	454	480	564	452	542	648	854	410	350
'15 WE	178	184	220	280	308	270	226	256	430	626	232	206
'16 WD	360	348	374	450	484	522	448	568	700	872	414	324
'16 WE	186	184	216	266	294	224	224	268	460	806	246	186
'17 WD	410	340	370	420	488	592	598	742	680	1,008	428	458
'17 WE	288	184	202	250	262	276	288	368	566	898	208	394
'18 WD	344	356	354	456	490	518	490	622	564	1,018	484	
'18 WE	172	156	170	250	296	224	220	374	268	788	321	

Note: 'Weekday' defined as Monday-Friday, 'Weekend' defined as Saturday-Sunday

### Weekday/Weekend Monthly Average Daily Traffic ('14-'18)



	Nov-14	Nov-15	Nov-16	Nov-17	Nov-18
Weekday	346	410	414	428	484
Weekend	208	232	246	208	321