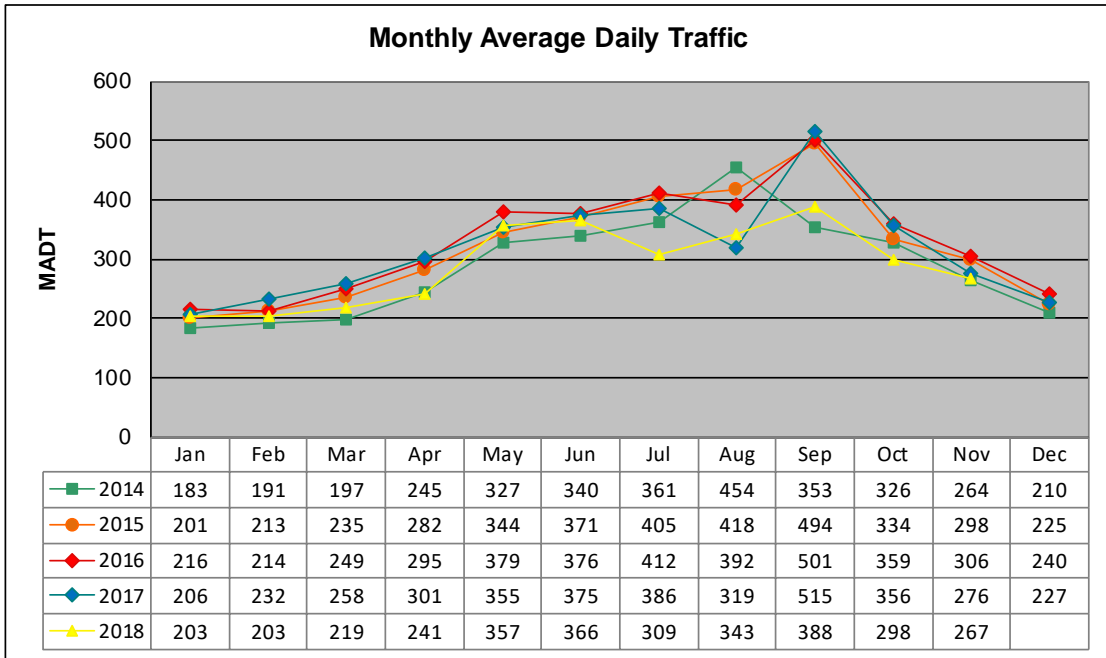


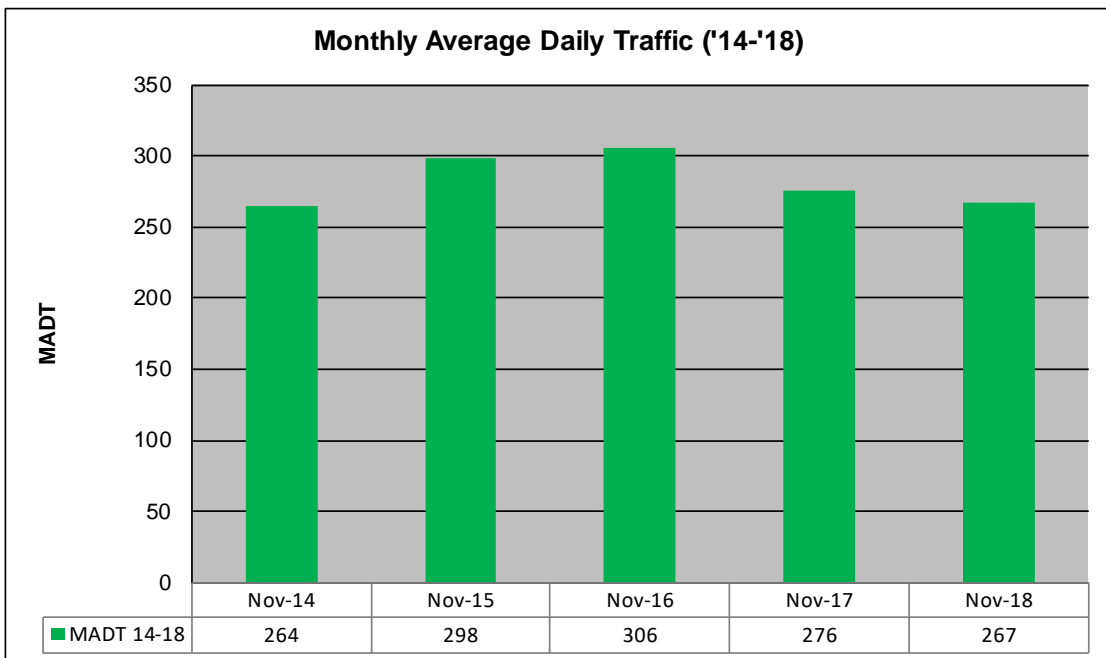
MONTHLY REPORT, STATION NO. 231 (ATR)

NOVEMBER 2018

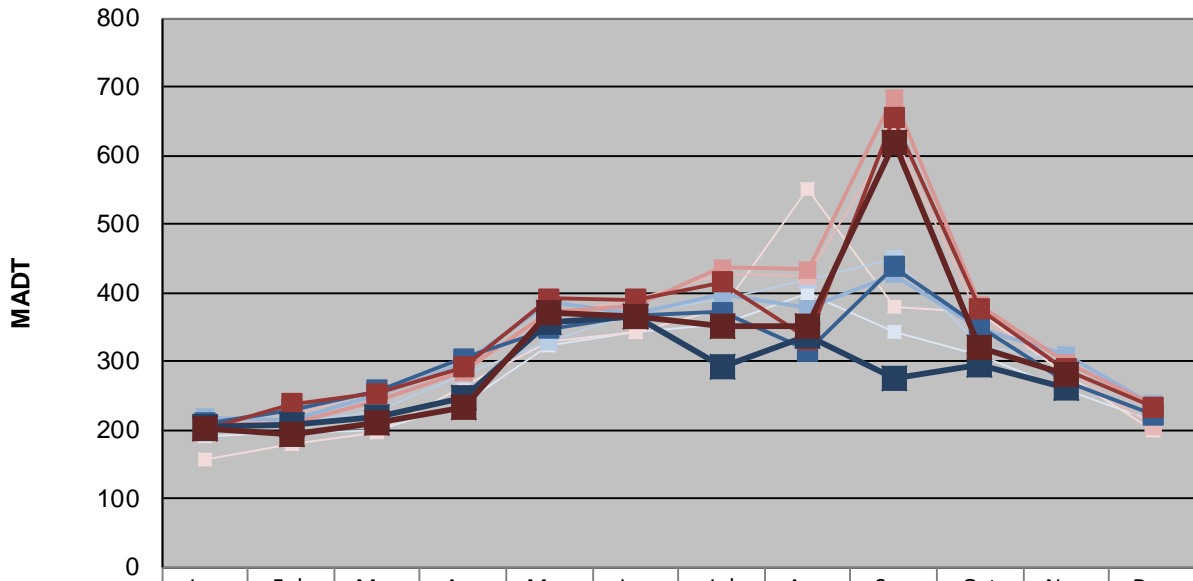
Station Measurement: VOLUME/SPEED/CLASS		
Route: CSAH 12	Route Direction: E/W	Lanes: 2
County: Wadena		Closest City: Nimrod
Functional Class: Rural Major Collector		
Location: 1.6 MI E OF CSAH18, E OF NIMROD		
Ref Post: 002+00.071	True Mile: 2.071	Sequence No. 29731
Volume: 7,749* (29 days)		MADT: 267
Weekday (M-F) MADT: 263		Weekend (Sa-Su) MADT: 282



Note: Decrease in traffic July 2018 due to construction on CSAH 12



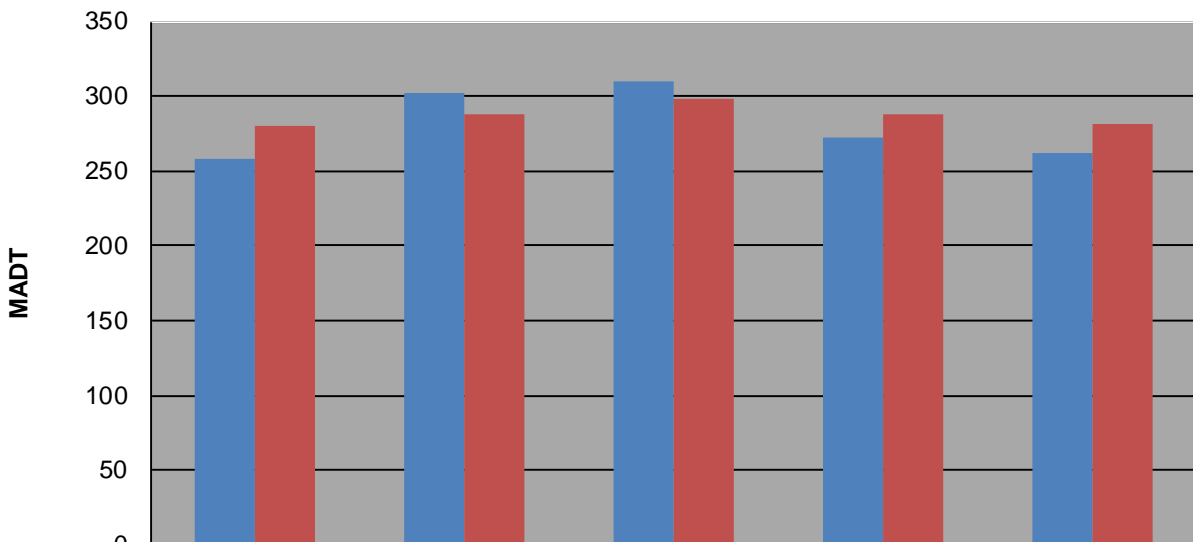
Weekday (WD)/Weekend (WE) Monthly Average Daily Traffic



	Jan	Feb	Mar	Apr	May	Jun	Jul	Aug	Sep	Oct	Nov	Dec
'14 WD	190	196	200	240	322	342	354	398	344	310	258	214
'14 WE	156	180	196	264	328	342	378	552	380	372	280	200
'15 WD	200	210	228	282	330	370	392	418	450	322	302	234
'15 WE	198	220	260	284	368	392	426	424	630	362	288	206
'16 WD	218	216	252	296	386	370	398	378	426	348	310	238
'16 WE	210	210	242	284	372	382	436	434	684	382	298	236
'17 WD	210	230	258	304	348	368	372	316	438	350	272	222
'17 WE	202	238	254	292	392	390	416	332	654	376	288	234
'18 WD	206	208	220	246	356	364	292	336	274	294	263	
'18 WE	202	194	210	234	370	366	350	350	618	320	282	

Note: 'Weekday' defined as Monday-Friday, 'Weekend' defined as Saturday-Sunday

Weekday/Weekend Monthly Average Daily Traffic ('14-'18)



	Nov-14	Nov-15	Nov-16	Nov-17	Nov-18
Weekday	258	302	310	272	263
Weekend	280	288	298	288	282