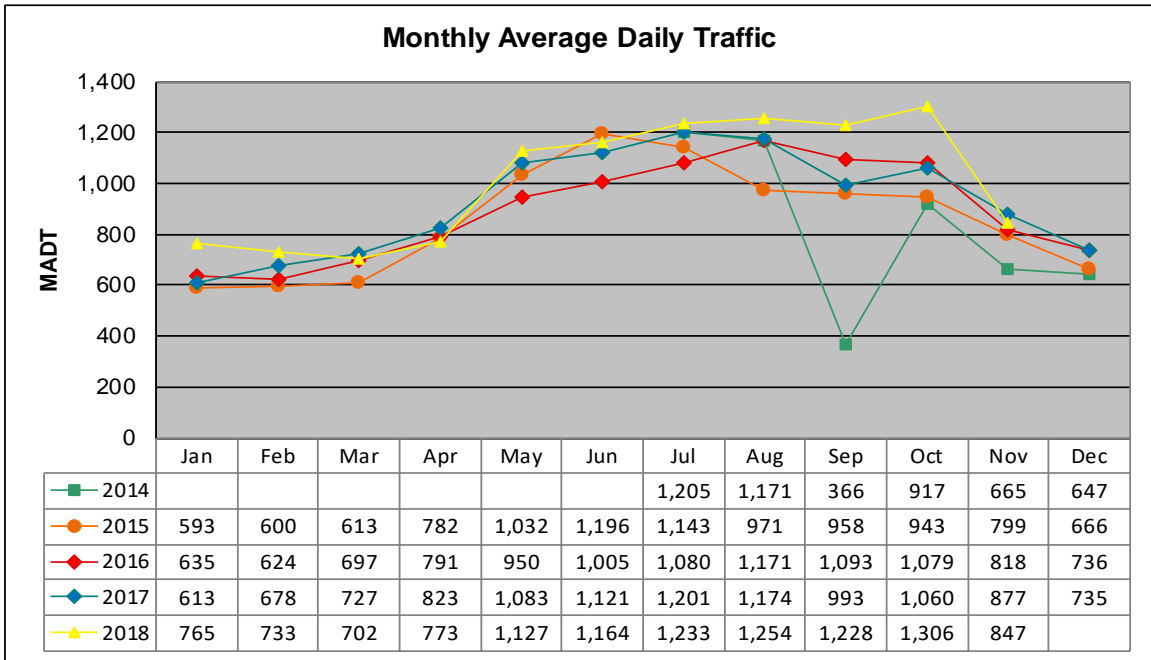


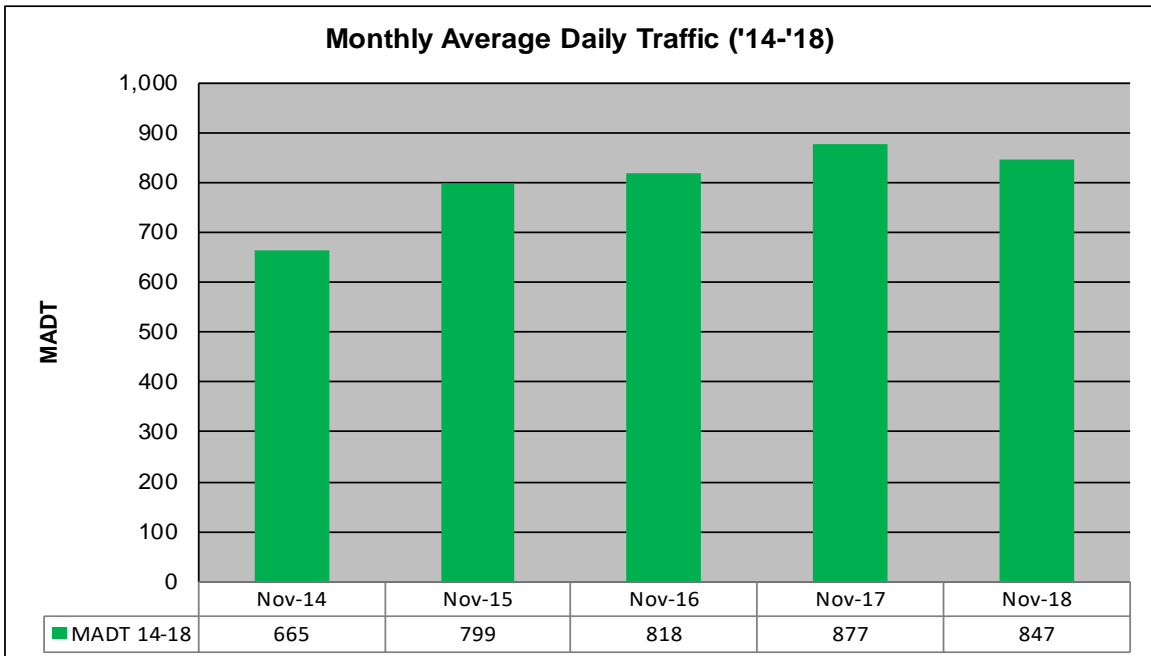
# MONTHLY REPORT, STATION NO. 218 (ATR)

## NOVEMBER 2018

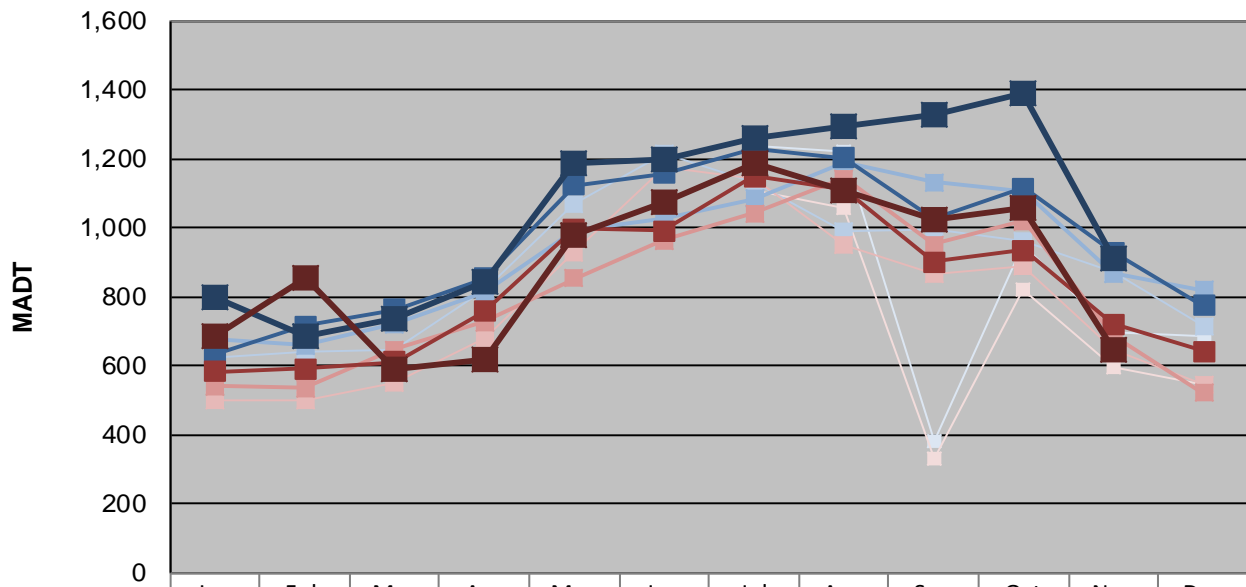
Station Measurement: VOLUME/SPEED/CLASS		
Route: TH 29	Route Direction: N/S	Lanes: 2
County: Chippewa	Closest City: Montevideo	
Functional Class: Rural Minor Arterial		
Location: S OF 120TH ST SE, NE OF MONTEVIDEO		
Ref Post: 021+00.260	True Mile: 21.098	Sequence No. 6743
<b>Volume: 24,564* (29 days)</b>		<b>MADT: 847</b>
<b>Weekday (M-F) MADT: 911</b>		<b>Weekend (Sa-Su) MADT: 646</b>



Note: Decrease in traffic September 2014 due to construction on TH 29... Increase in traffic June 2015 and September/October 2018 due to detours



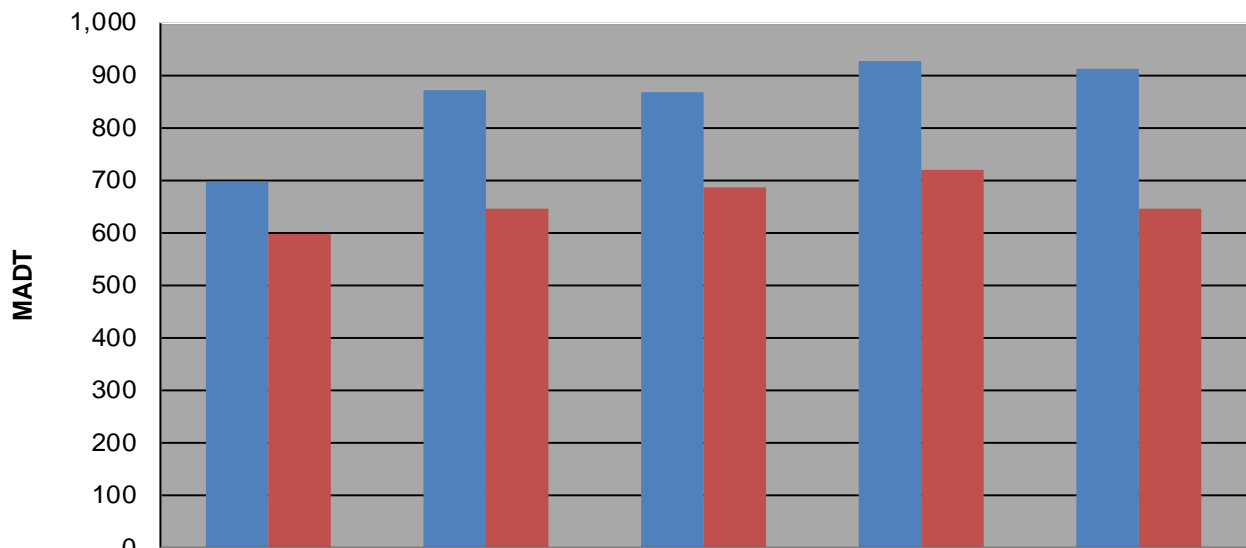
### Weekday (WD)/Weekend (WE) Monthly Average Daily Traffic



	Jan	Feb	Mar	Apr	May	Jun	Jul	Aug	Sep	Oct	Nov	Dec
'14 WD							1,236	1,222	380	948	698	688
'14 WE							1,108	1,056	332	822	598	546
'15 WD	626	640	646	820	1068	1212	1132	988	998	960	870	714
'15 WE	502	500	548	680	930	1,176	1,142	948	868	886	644	546
'16 WD	678	660	720	812	994	1024	1084	1190	1132	1104	868	820
'16 WE	542	534	648	726	854	962	1,042	1,144	952	1,020	686	520
'17 WD	634	714	764	854	1124	1158	1230	1202	1026	1116	928	774
'17 WE	584	590	612	758	998	992	1,148	1,110	900	936	720	642
'18 WD	798	684	738	842	1184	1196	1258	1296	1330	1392	911	
'18 WE	686	854	588	620	980	1,072	1,186	1,106	1,024	1,060	646	

Note: 'Weekday' defined as Monday-Friday, 'Weekend' defined as Saturday-Sunday

### Weekday/Weekend Monthly Average Daily Traffic ('14-'18)



	Nov-14	Nov-15	Nov-16	Nov-17	Nov-18
Weekday	698	870	868	928	911
Weekend	598	644	686	720	646