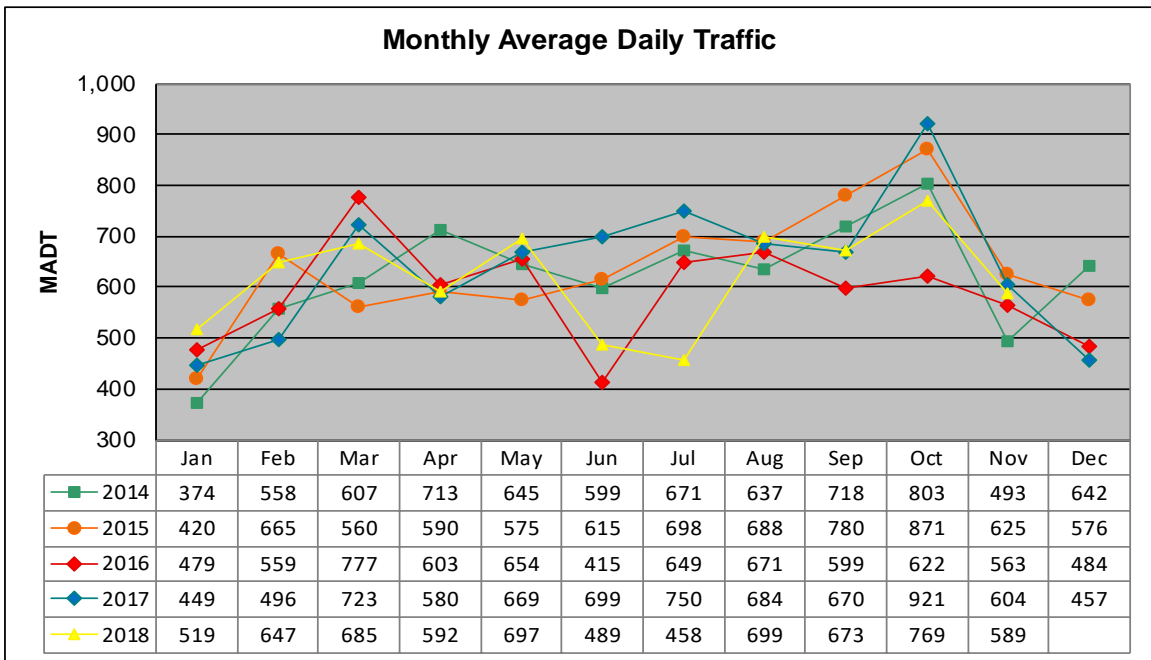


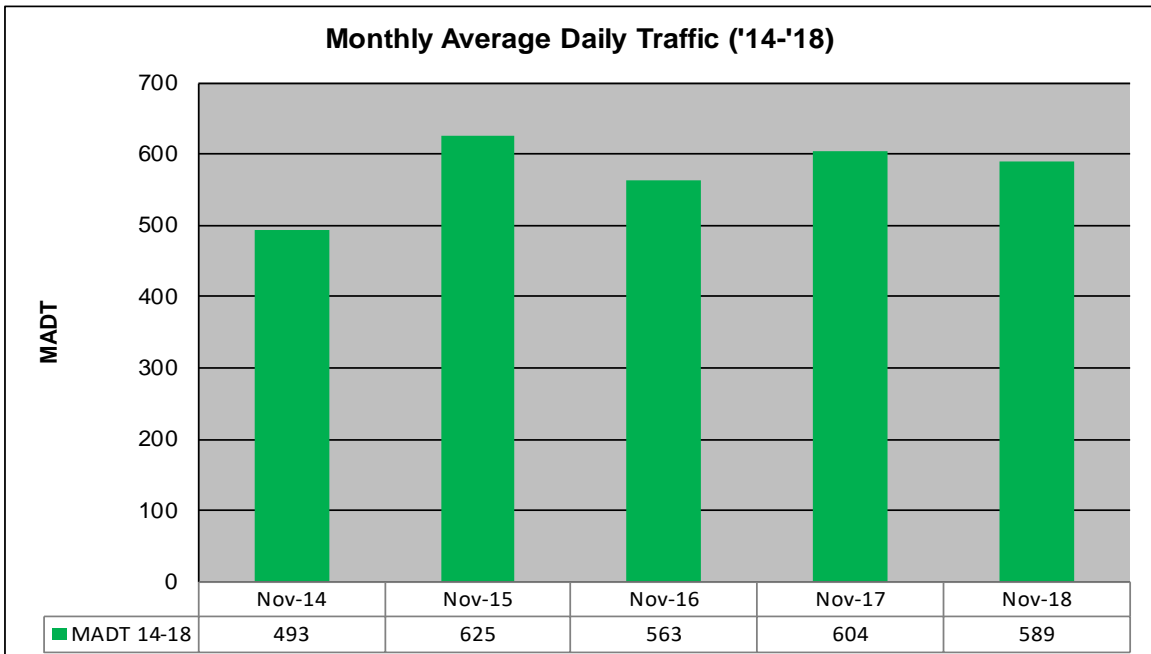
# MONTHLY REPORT, STATION NO. 209 (ATR)

## NOVEMBER 2018

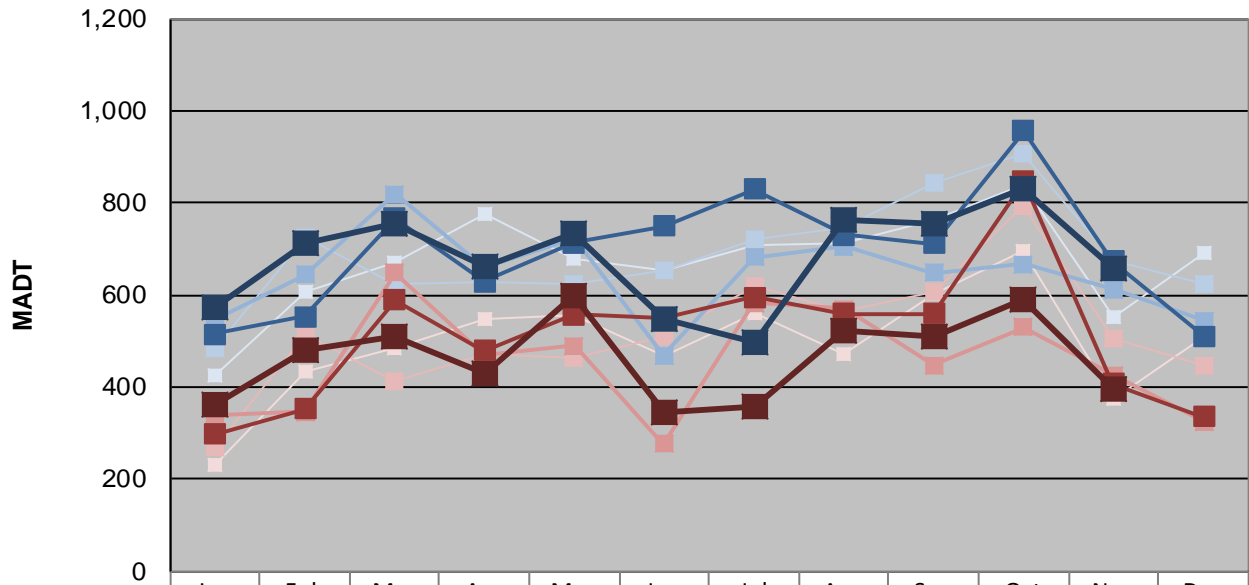
Station Measurement: VOLUME/SPEED/CLASS		
Route: TH 75	Route Direction: N/S	Lanes: 2
County: Polk	Closest City: Warren	
Functional Class: Rural Minor Arterial		
Location: 1.7 MI N OF CSAH23 (40TH AVE NW), SE OF WARREN		
Ref Post: 343+00.155	True Mile: 343.144	Sequence No. 6723
<b>Volume: 17,665</b>		<b>MADT: 589</b>
<b>Weekday (M-F) MADT: 659</b>		<b>Weekend (Sa-Su) MADT: 396</b>



Note: Increase in traffic December 2014 and 2015 due to detours... Decrease in traffic June and September to October 2016 and June/July 2018 due to construction on TH 75



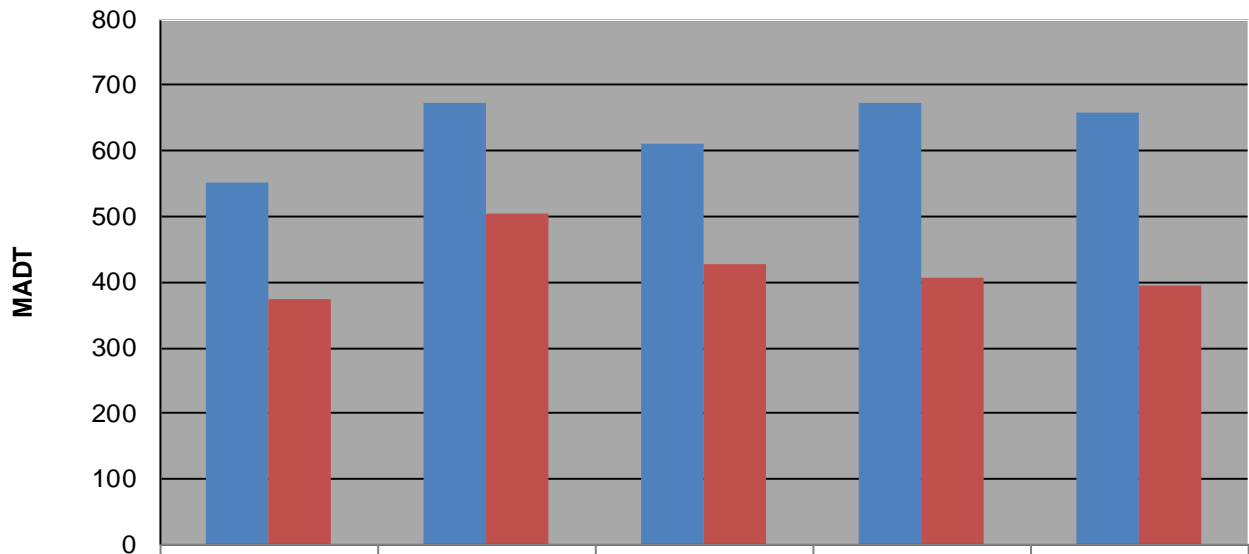
### Weekday (WD)/Weekend (WE) Monthly Average Daily Traffic



	Jan	Feb	Mar	Apr	May	Jun	Jul	Aug	Sep	Oct	Nov	Dec
'14 WD	424	608	670	776	678	654	708	712	762	840	552	692
'14 WE	230	432	484	550	558	468	560	474	602	696	374	508
'15 WD	484	724	622	630	626	654	722	746	842	906	674	622
'15 WE	270	516	414	472	462	508	620	566	606	792	504	448
'16 WD	548	644	820	658	722	468	682	706	648	668	612	544
'16 WE	340	346	648	468	490	276	582	570	448	530	426	326
'17 WD	516	554	766	630	714	750	830	730	712	956	674	512
'17 WE	298	352	590	480	558	550	596	560	560	846	408	336
'18 WD	572	714	754	664	734	550	498	762	754	832	659	
'18 WE	364	482	508	430	598	346	360	522	512	590	396	

Note: 'Weekday' defined as Monday-Friday, 'Weekend' defined as Saturday-Sunday

### Weekday/Weekend Monthly Average Daily Traffic ('14-'18)



	Nov-14	Nov-15	Nov-16	Nov-17	Nov-18
Weekday	552	674	612	674	659
Weekend	374	504	426	408	396