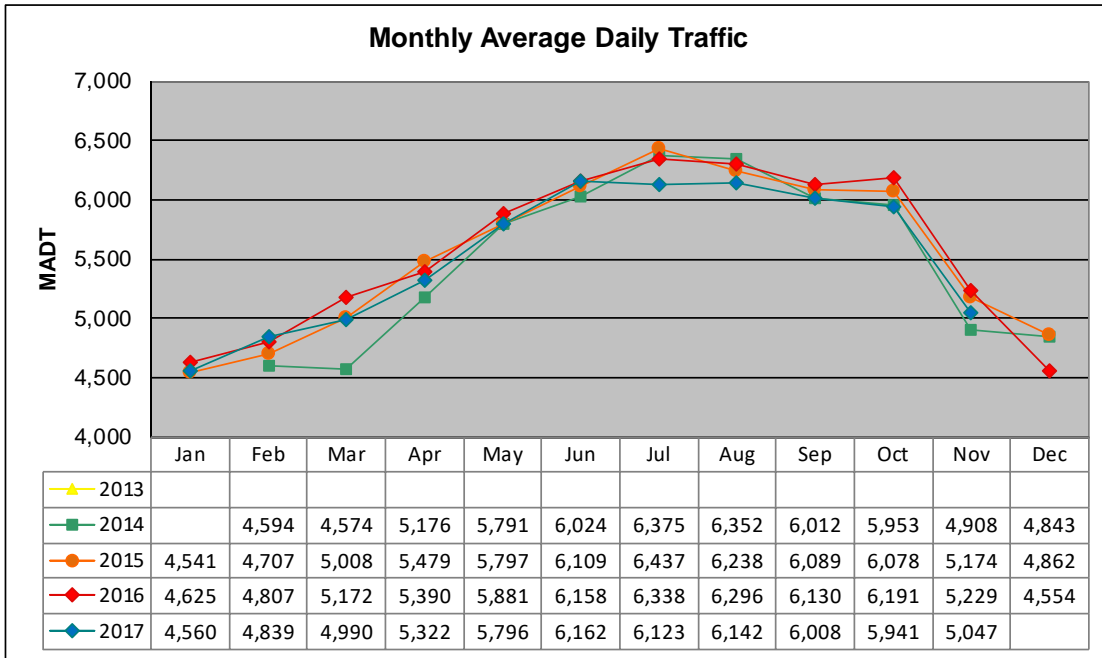


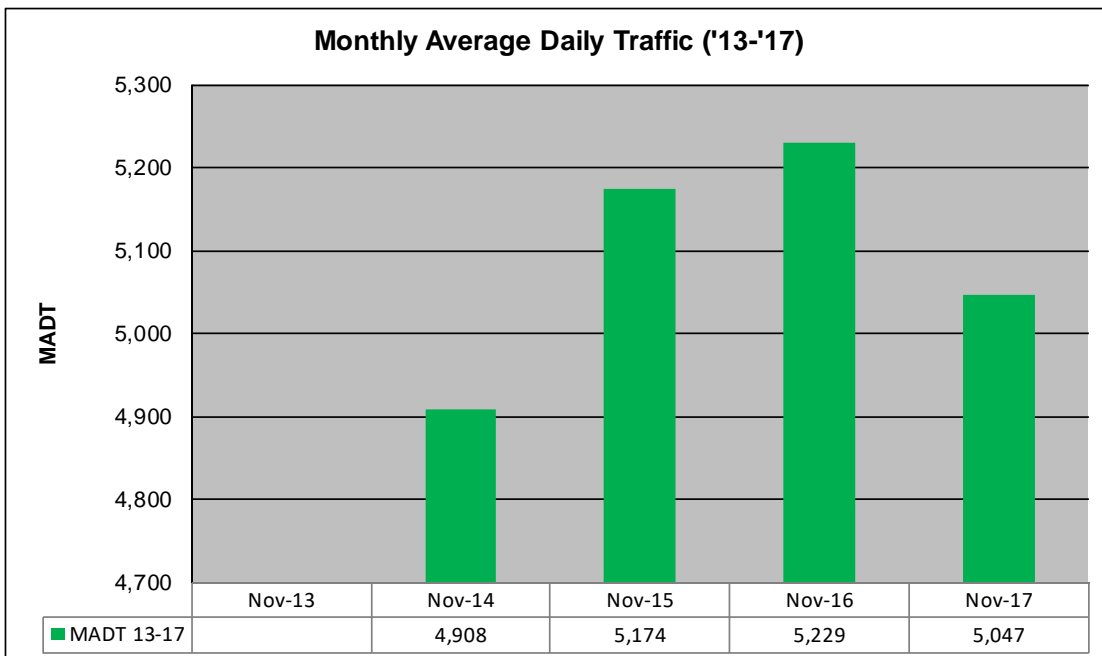
# MONTHLY REPORT, STATION NO. 31 (WIM)

## NOVEMBER 2017

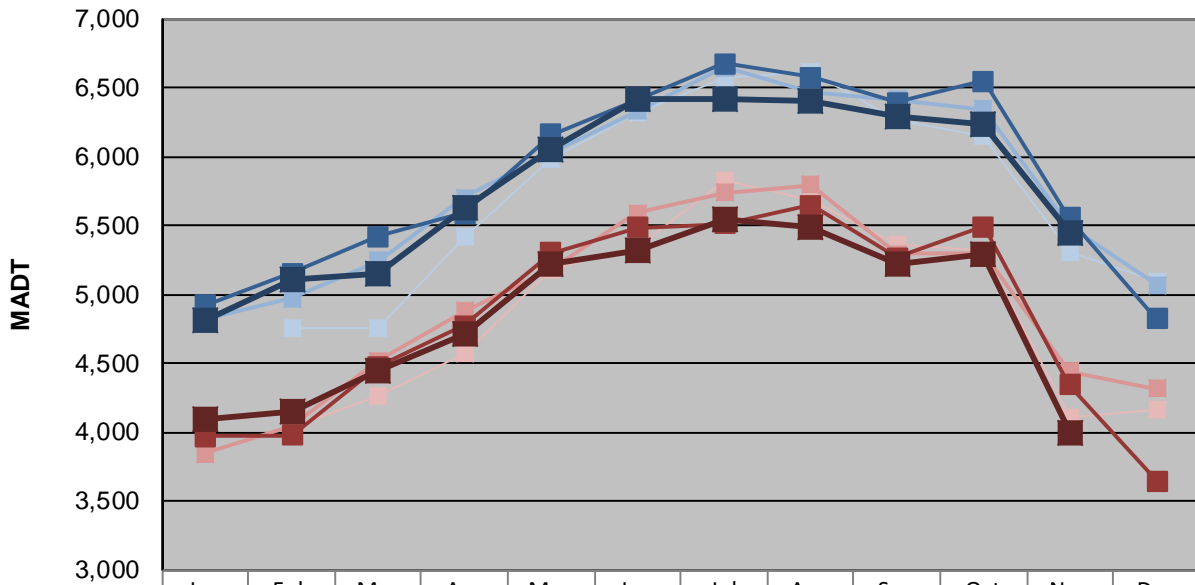
|   |                                |                                    |
|---|--------------------------------|------------------------------------|
| Station Measurement: VOLUME/SPEED/CLASS/WEIGHT          |                                |                                    |
| Route: TH 53  | Route Direction: N/S           | Lanes: 4                           |
| County: Polk  | Closest City: East Grand Forks |                                    |
| Functional Class: Rural Principal Arterial - Other      |                                |                                    |
| Location: NW OF CSAH63 (100TH AVE SW), SE OF E GR FORKS |                                |                                    |
| Ref Post: 008+00.000                                    | True Mile: 7.974               | Sequence No. 4332                  |
| <b>Volume: 151,412</b>                                  |                                | <b>MADT: 5,047</b>                 |
| <b>Weekday (M-F) MADT: 5,446</b>                        |                                | <b>Weekend (Sa-Su) MADT: 3,990</b> |



Note: No data January 2013 to January 2014 due to sensors destroyed by construction on TH 2



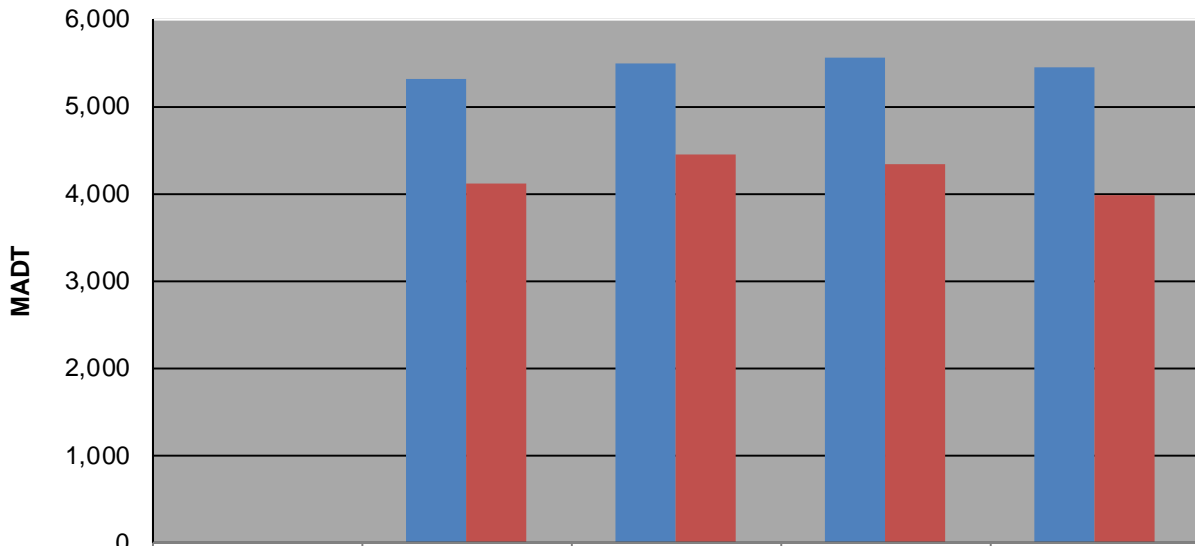
### Weekday (WD)/Weekend (WE) Monthly Average Daily Traffic



|        | Jan   | Feb   | Mar   | Apr   | May   | Jun   | Jul   | Aug   | Sep   | Oct   | Nov   | Dec   |
|--------|-------|-------|-------|-------|-------|-------|-------|-------|-------|-------|-------|-------|
| '13 WD |       |       |       |       |       |       |       |       |       |       |       |       |
| '13 WE |       |       |       |       |       |       |       |       |       |       |       |       |
| '14 WD |       | 4,762 | 4,754 | 5,424 | 5,984 | 6,316 | 6,570 | 6,610 | 6,264 | 6,146 | 5,308 | 5,096 |
| '14 WE |       | 4,034 | 4,266 | 4,572 | 5,182 | 5,352 | 5,820 | 5,692 | 5,364 | 5,322 | 4,110 | 4,162 |
| '15 WD | 4,818 | 4,974 | 5,244 | 5,704 | 6,024 | 6,328 | 6,644 | 6,466 | 6,410 | 6,344 | 5,500 | 5,070 |
| '15 WE | 3,848 | 4,042 | 4,524 | 4,876 | 5,190 | 5,592 | 5,740 | 5,792 | 5,296 | 5,300 | 4,442 | 4,318 |
| '16 WD | 4,924 | 5,152 | 5,424 | 5,588 | 6,158 | 6,408 | 6,674 | 6,572 | 6,392 | 6,546 | 5,556 | 4,824 |
| '16 WE | 3,970 | 3,976 | 4,478 | 4,774 | 5,304 | 5,488 | 5,510 | 5,646 | 5,270 | 5,492 | 4,348 | 3,646 |
| '17 WD | 4,818 | 5,114 | 5,156 | 5,628 | 6,046 | 6,410 | 6,418 | 6,402 | 6,294 | 6,238 | 5,446 |       |
| '17 WE | 4,094 | 4,150 | 4,448 | 4,710 | 5,218 | 5,324 | 5,538 | 5,490 | 5,222 | 5,298 | 3,990 |       |

Note: 'Weekday' defined as Monday-Friday, 'Weekend' defined as Saturday-Sunday

### Weekday/Weekend Monthly Average Daily Traffic ('13-'17)



|         | Nov-13 | Nov-14 | Nov-15 | Nov-16 | Nov-17 |
|---------|--------|--------|--------|--------|--------|
| Weekday |        | 5,308  | 5,500  | 5,556  | 5,446  |
| Weekend |        | 4,110  | 4,442  | 4,348  | 3,990  |