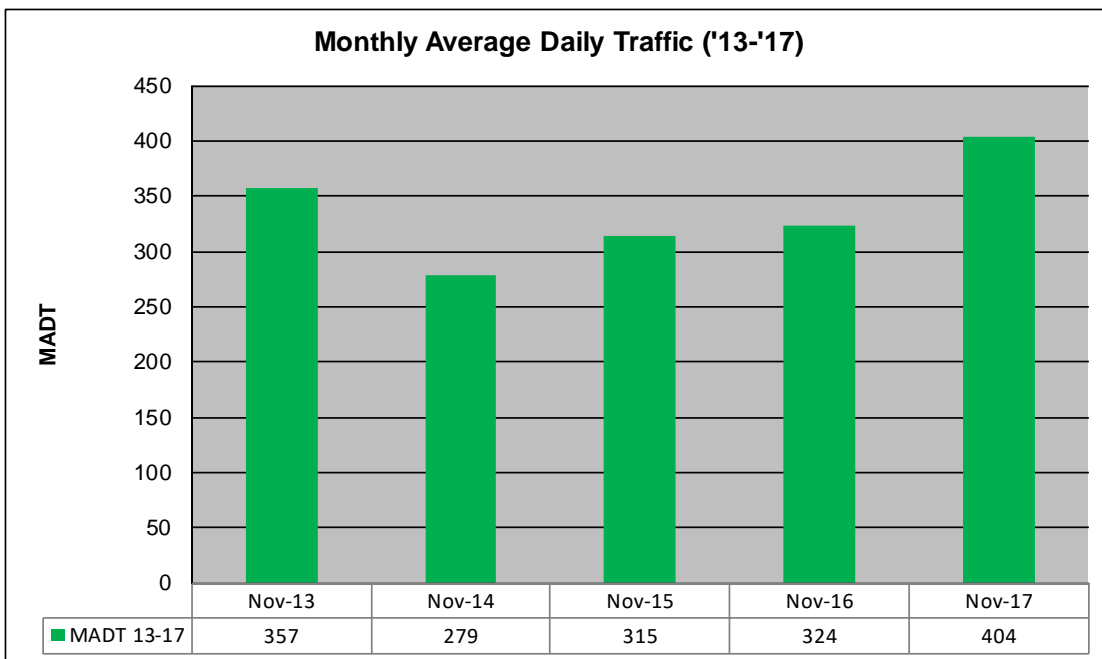
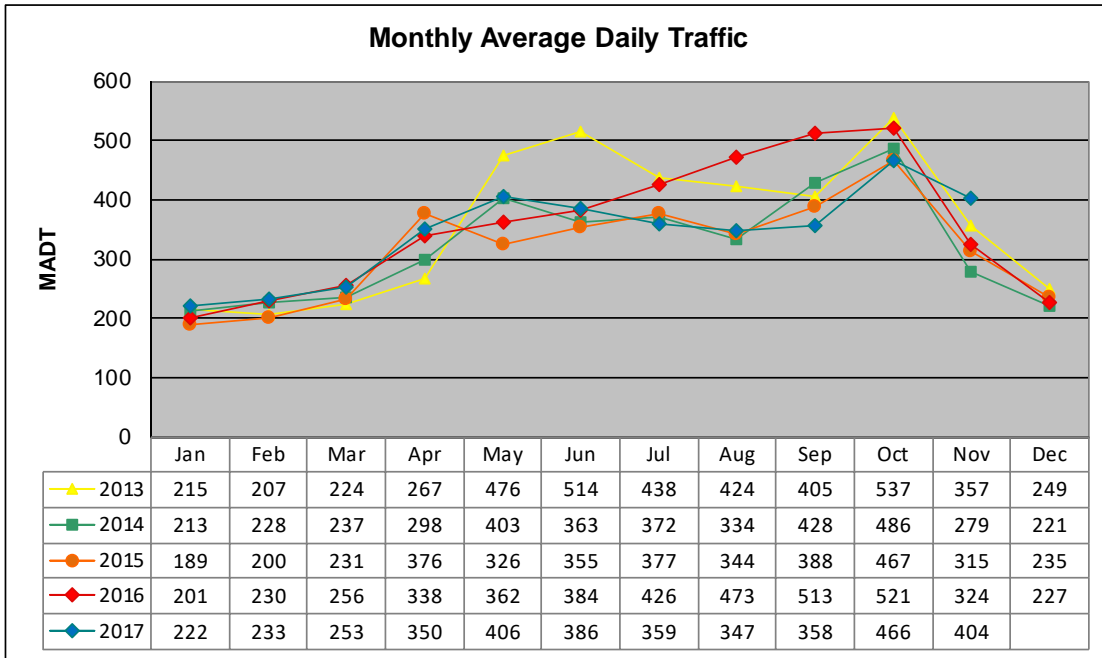


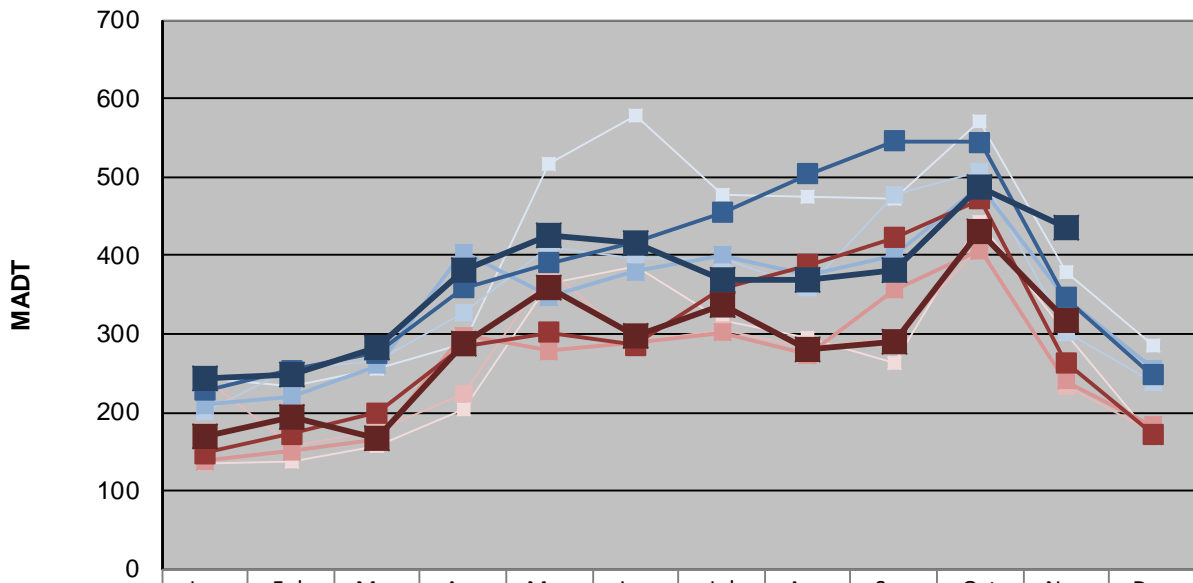
MONTHLY REPORT, STATION NO. 232 (ATR)

NOVEMBER 2017

Station Measurement: VOLUME/SPEED/CLASS		
Route: CSAH 11	Route Direction: N/S	Lanes: 2
County: Grant	Closest City: Norcross	
Functional Class: Rural Major Collector		
Location: .6 MI S OF CSAH12, NE OF NORCROSS		
Ref Post: 007+00.750	True Mile: 7.75	Sequence No. 18370
Volume: 12,121		MADT: 404
Weekday (M-F) MADT: 436		Weekend (Sa-Su) MADT: 316



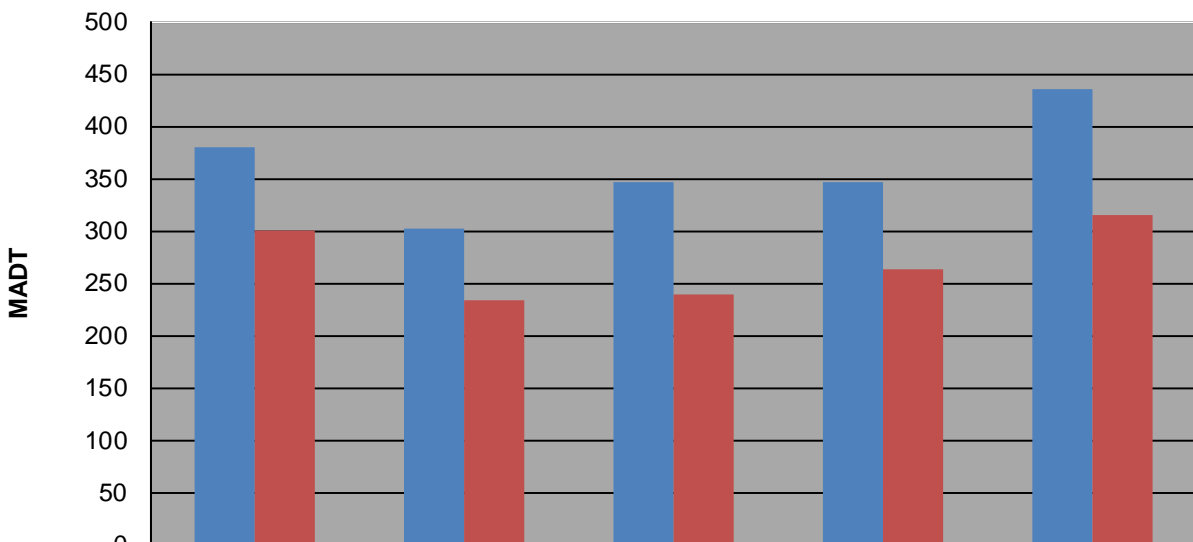
Weekday (WD)/Weekend (WE) Monthly Average Daily Traffic



	Jan	Feb	Mar	Apr	May	Jun	Jul	Aug	Sep	Oct	Nov	Dec
'13 WD	244	234	256	288	516	578	478	476	472	572	380	284
'13 WE	134	138	156	204	364	386	318	296	264	442	300	166
'14 WD	202	256	266	326	412	396	396	360	478	508	302	238
'14 WE	244	156	176	224	382	290	304	282	296	410	234	174
'15 WD	210	220	260	404	348	380	400	376	400	488	346	256
'15 WE	138	150	166	298	278	290	302	274	356	406	240	184
'16 WD	228	254	276	358	390	418	454	504	546	544	346	248
'16 WE	148	172	200	284	302	286	358	388	422	472	264	172
'17 WD	244	248	282	382	426	416	370	370	382	486	436	
'17 WE	170	194	166	288	358	298	336	280	290	430	316	

Note: 'Weekday' defined as Monday-Friday, 'Weekend' defined as Saturday-Sunday

Weekday/Weekend Monthly Average Daily Traffic ('13-'17)



	Nov-13	Nov-14	Nov-15	Nov-16	Nov-17
Weekday	380	302	346	346	436
Weekend	300	234	240	264	316