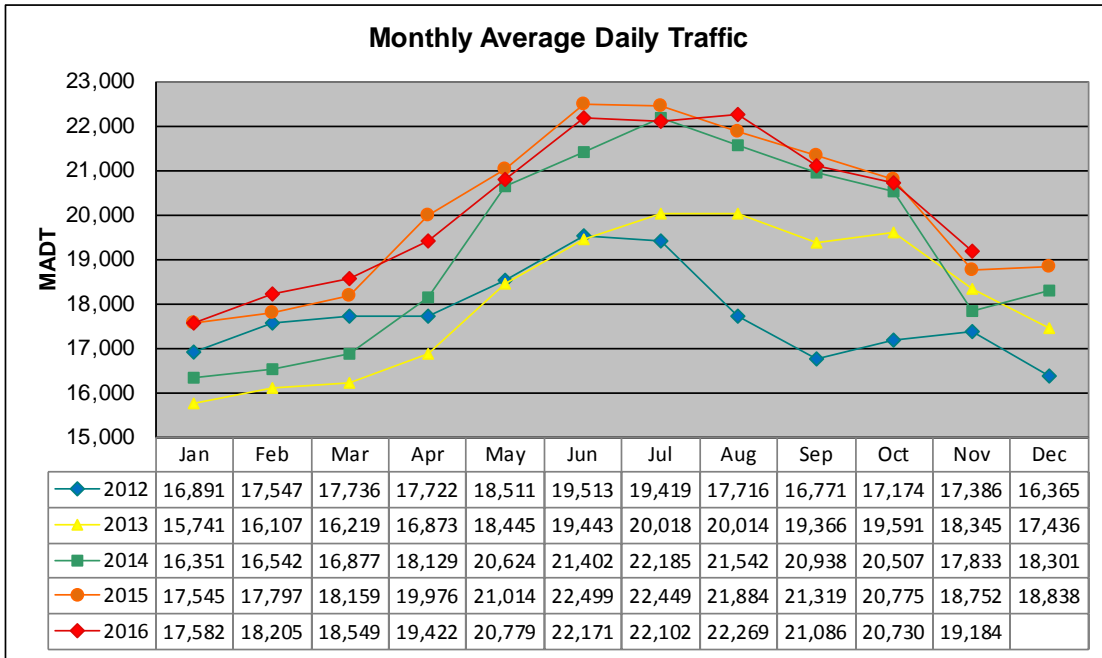


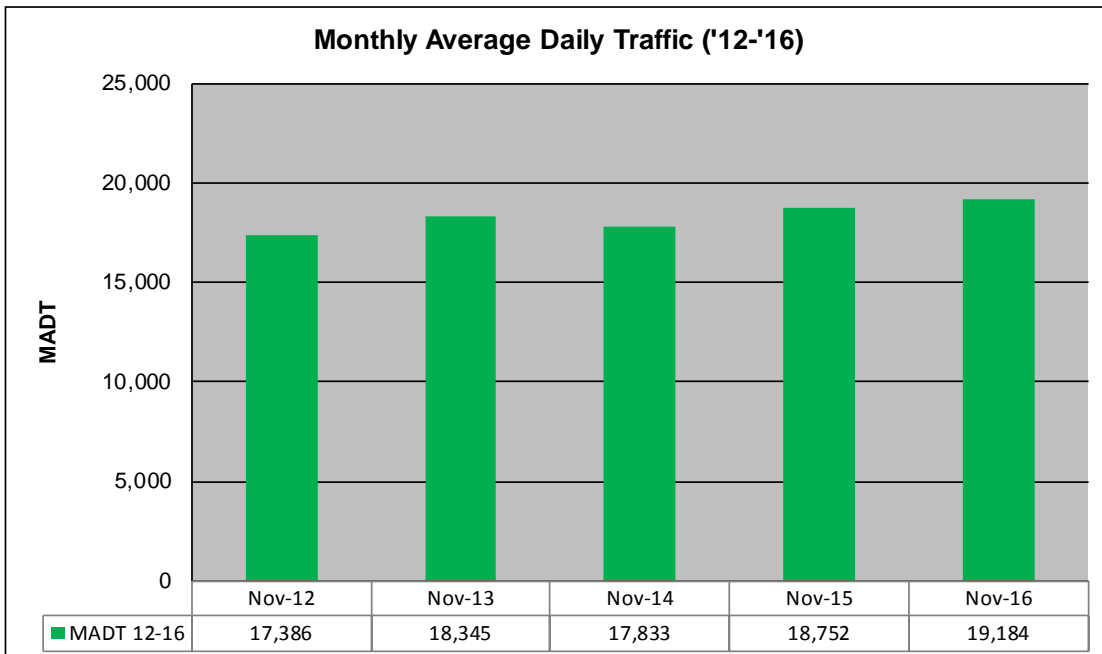
MONTHLY REPORT, STATION NO. 388 (ATR)

NOVEMBER 2016

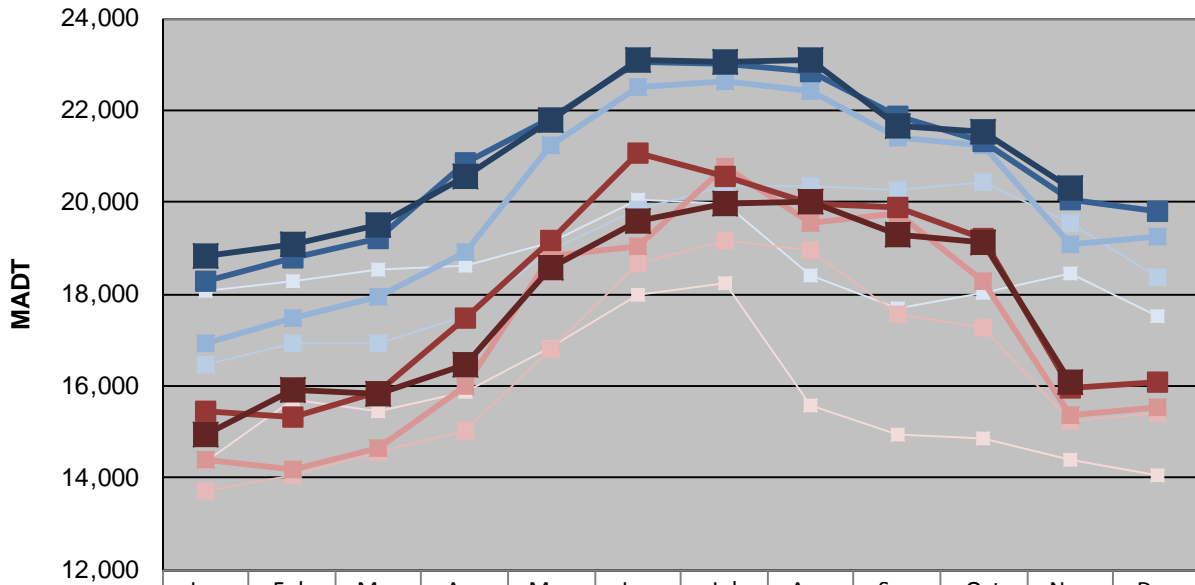
| | | |
|--------------------------------------------------------|---------------------------|-------------------------------------|
| Station Measurement: VOLUME/SPEED/CLASS | | |
| Route: TH 8 | Route Direction: N/S | Lanes: 2 |
| County: Chisago | Closest City: Forest Lake | |
| Functional Class: Urban Other Principal Arterial | | |
| Location: E OF MSAS121 (GREENWAY RD), N OF FOREST LAKE | | |
| Ref Post: 002+00.330 | True Mile: 2.282 | Sequence No. 6783 |
| Volume: 575,520 | | MADT: 19,184 |
| Weekday (M-F) MADT: 20,308 | | Weekend (Sa-Su) MADT: 16,072 |



Note: Decrease in traffic September 2012 due to construction on TH 8... Increase in traffic August/September 2013 and July to September 2014 due to detour from TH 61



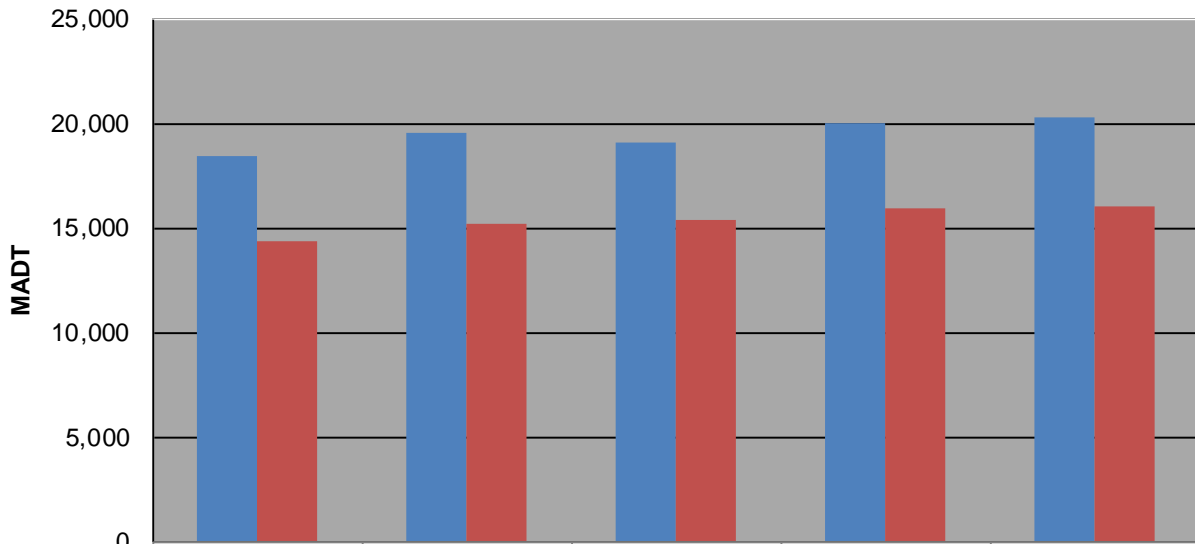
Weekday (WD)/Weekend (WE) Monthly Average Daily Traffic



| | Jan | Feb | Mar | Apr | May | Jun | Jul | Aug | Sep | Oct | Nov | Dec |
|--------|--------|--------|--------|--------|--------|--------|--------|--------|--------|--------|--------|--------|
| '12 WD | 18,072 | 18,302 | 18,538 | 18,602 | 19,116 | 20,046 | 19,976 | 18,418 | 17,692 | 18,020 | 18,444 | 17,530 |
| '12 WE | 14,352 | 15,712 | 15,434 | 15,862 | 16,842 | 17,972 | 18,224 | 15,576 | 14,928 | 14,850 | 14,394 | 14,060 |
| '13 WD | 16,484 | 16,922 | 16,936 | 17,534 | 18,974 | 19,824 | 20,336 | 20,352 | 20,274 | 20,444 | 19,564 | 18,380 |
| '13 WE | 13,708 | 14,072 | 14,568 | 15,022 | 16,800 | 18,682 | 19,182 | 18,974 | 17,580 | 17,278 | 15,242 | 15,418 |
| '14 WD | 16,928 | 17,478 | 17,956 | 18,902 | 21,238 | 22,506 | 22,626 | 22,430 | 21,418 | 21,230 | 19,070 | 19,268 |
| '14 WE | 14,390 | 14,202 | 14,656 | 16,012 | 18,826 | 19,062 | 20,778 | 19,548 | 19,772 | 18,264 | 15,356 | 15,534 |
| '15 WD | 18,280 | 18,784 | 19,222 | 20,876 | 21,818 | 23,062 | 23,024 | 22,826 | 21,882 | 21,306 | 20,050 | 19,800 |
| '15 WE | 15,458 | 15,332 | 15,878 | 17,498 | 19,152 | 21,066 | 20,572 | 19,990 | 19,894 | 19,202 | 15,962 | 16,068 |
| '16 WD | 18,836 | 19,092 | 19,510 | 20,558 | 21,786 | 23,102 | 23,046 | 23,098 | 21,640 | 21,548 | 20,308 | |
| '16 WE | 14,932 | 15,934 | 15,814 | 16,464 | 18,576 | 19,592 | 19,954 | 20,010 | 19,298 | 19,112 | 16,072 | |

Note: 'Weekday' defined as Monday-Friday, 'Weekend' defined as Saturday-Sunday

Weekday/Weekend Monthly Average Daily Traffic ('12-'16)



| | Nov-12 | Nov-13 | Nov-14 | Nov-15 | Nov-16 |
|---------|--------|--------|--------|--------|--------|
| Weekday | 18,444 | 19,564 | 19,070 | 20,050 | 20,308 |
| Weekend | 14,394 | 15,242 | 15,356 | 15,962 | 16,072 |